



US00D339284S

**United States Patent** [19]  
**Gryczkowski**

[11] **Patent Number: Des. 339,284**  
[45] **Date of Patent: \*\* Sep. 14, 1993**

[54] **LINER FOR SPRAY-GUN CUP**  
[76] **Inventor: Edward Gryczkowski, 10365 Camino Tesote, Tucson, Ariz. 85749**  
[\*\*] **Term: 14 Years**  
[21] **Appl. No.: 731,712**  
[22] **Filed: Jul. 16, 1991**

3,128,904 4/1964 Reilly ..... 220/404  
3,148,799 9/1964 Meroney ..... 220/404  
3,211,324 10/1965 Sapien ..... 220/404  
5,022,767 6/1991 Cardulla ..... 383/33  
5,056,679 10/1991 Lonczak ..... 220/404

*Primary Examiner*—Bernard Ansher  
*Assistant Examiner*—Mitchell I. Siegel  
*Attorney, Agent, or Firm*—Antonio R. Durando; Harry M. Weiss

**Related U.S. Application Data**

[63] Continuation-in-part of Ser. No. 562,899, Aug. 3, 1990, abandoned.  
[52] **U.S. Cl.** ..... **D9/305**  
[58] **Field of Search** ..... **D9/302, 305, 306, 337, D9/438; 383/6, 8, 33, 72; 220/404, 470; 206/315.3**

[57] **CLAIM**

The ornamental design of a liner for a spray-gun cup, as shown and described.

**DESCRIPTION**

FIG. 1 is a front elevational view of a liner for a spray-gun cup showing my design, the undisclosed opposite side being a mirror image;  
FIG. 2 is a side elevational view thereof, the undisclosed opposite side being a mirror image; and,  
FIG. 3 is a left, front perspective view of the liner shown in an alternate position for clarity of illustration. The broken line showing of a spray-gun cup is for illustrative purposes only and forms no part of the claimed design.

[56] **References Cited**

**U.S. PATENT DOCUMENTS**

D. 309,419 7/1990 Berg ..... D9/305  
2,092,969 9/1937 Gustafson et al. .... 220/404  
2,147,349 2/1939 Piquerez ..... D9/302 X  
2,412,544 12/1946 Waters ..... 220/404 X

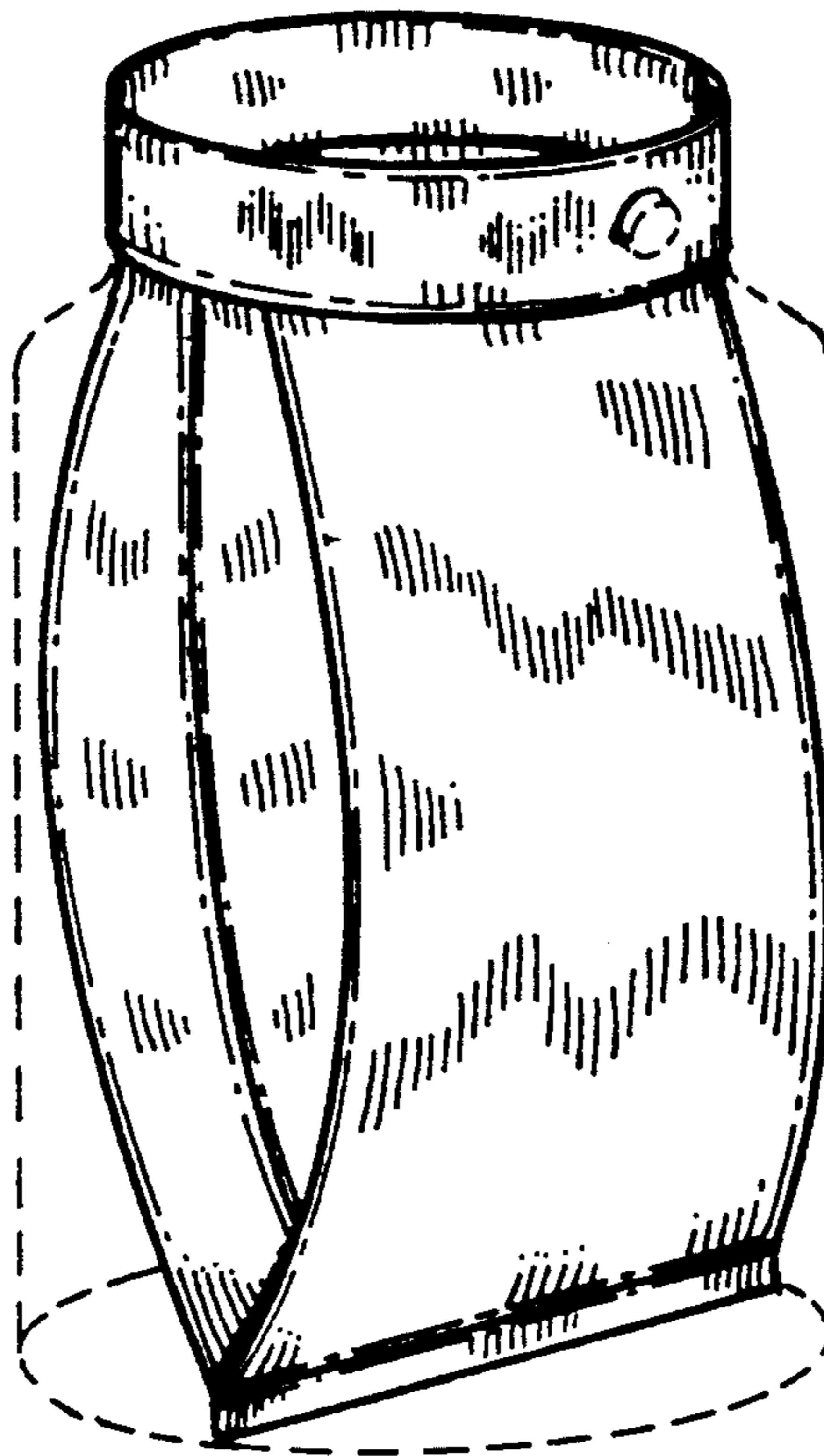




FIG. 1

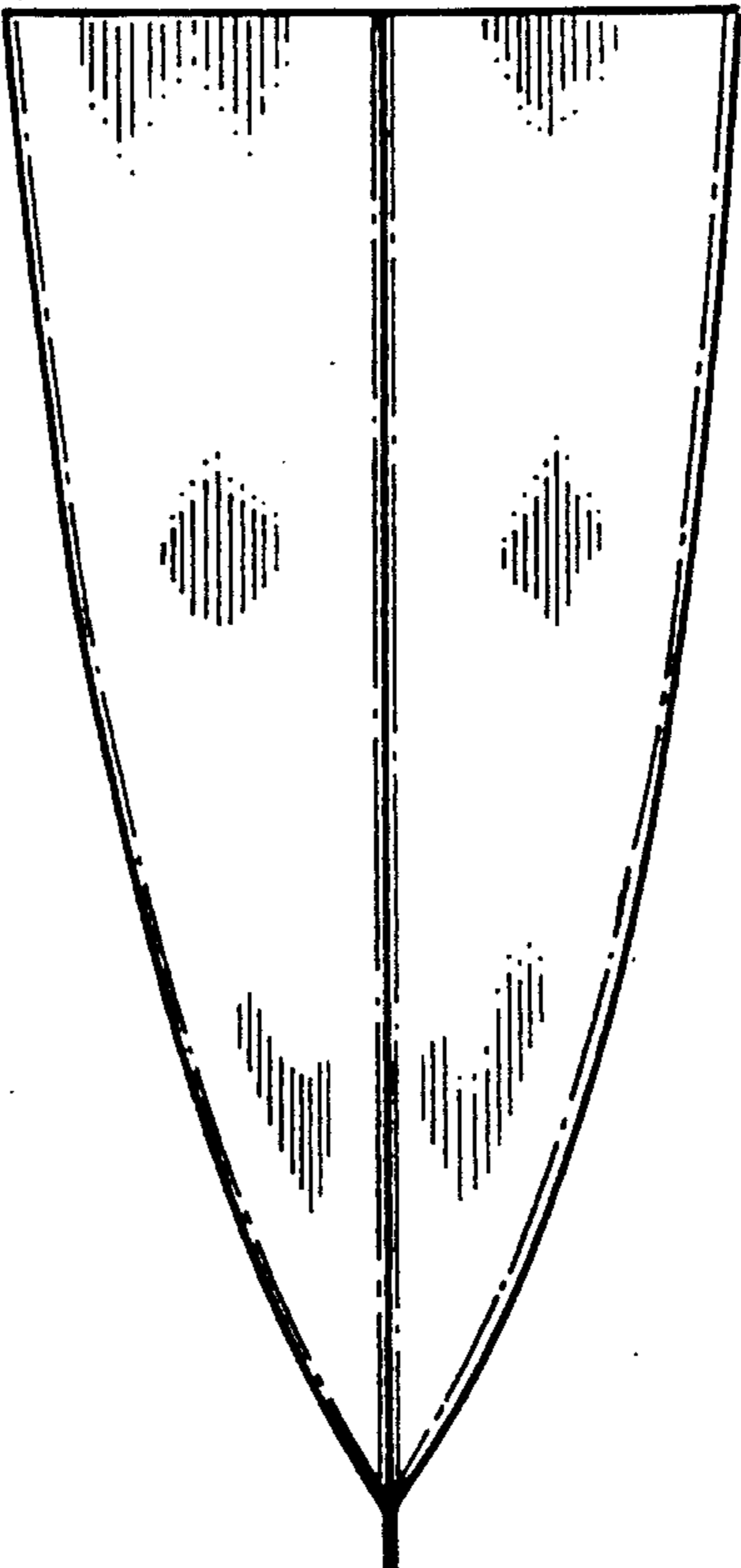


FIG. 2

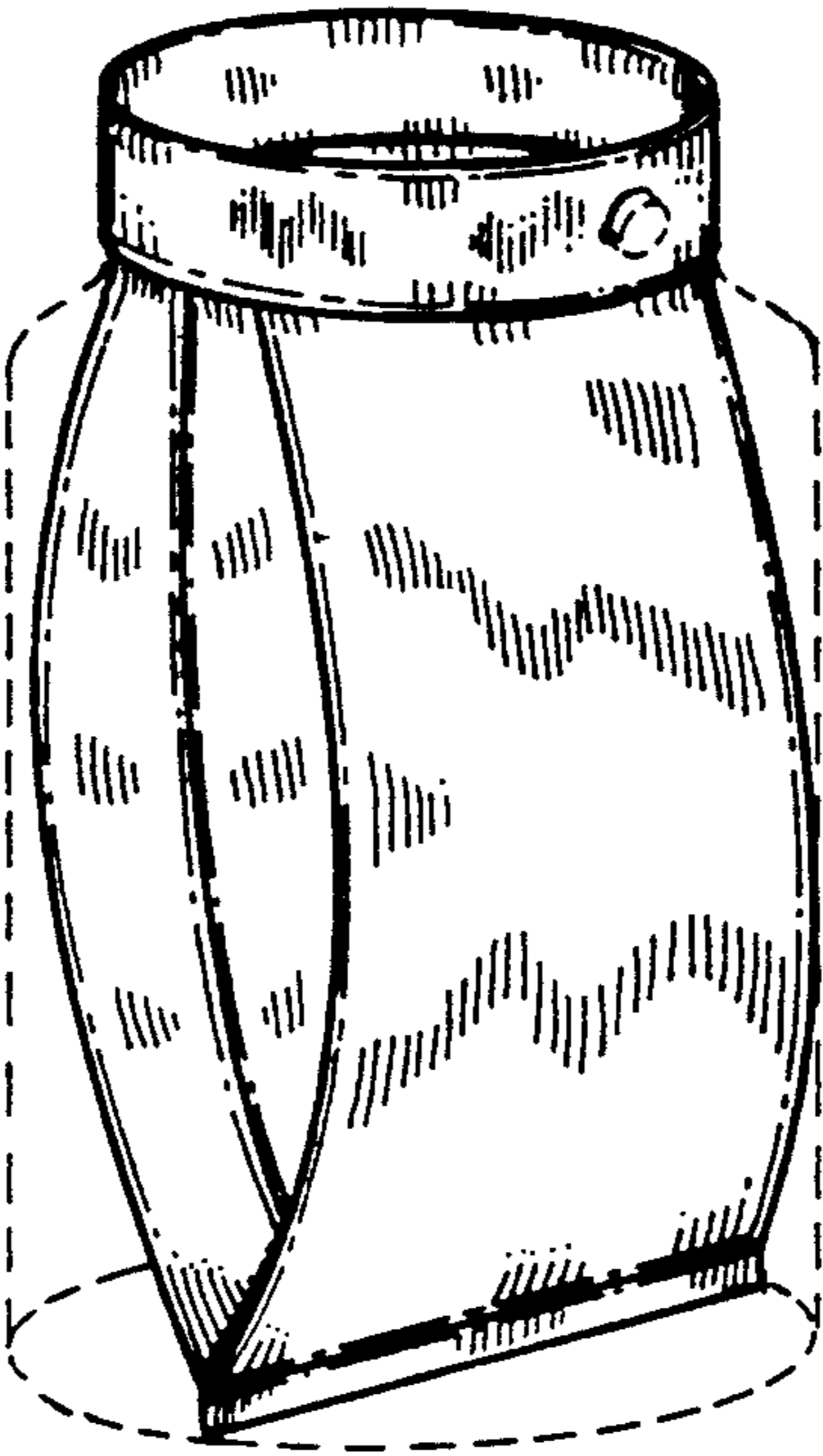


FIG. 3