



US00D339281S

United States Patent [19]
Bisbing

[11] **Patent Number: Des. 339,281**
[45] **Date of Patent: ** Sep. 14, 1993**

[54] **ADJUSTABLE HINGE**
[75] **Inventor: Robert H. Bisbing, Springfield, Pa.**
[73] **Assignee: Southco, Inc., Concordville, Pa.**
[**] **Term: 14 Years**
[21] **Appl. No.: 775,073**
[22] **Filed: Oct. 11, 1991**

4,785,498 11/1988 Brotschi 16/DIG. 39

FOREIGN PATENT DOCUMENTS

2434254 4/1980 France 16/265

Primary Examiner—B. J. Bullock
Attorney, Agent, or Firm—Paul & Paul

[57] **CLAIM**

The ornamental design for an adjustable hinge, as shown.

Related U.S. Application Data

[63] Continuation-in-part of Ser. No. 728,346, Jul. 11, 1991, Pat. No. 5,150,500.

[52] **U.S. Cl.** **D8/323**

[58] **Field of Search** **D8/323, 327-329; 16/239, 247, 262, 265, 386, 387, DIG. 39**


[56] **References Cited**

U.S. PATENT DOCUMENTS

D. 303,491 9/1989 Bisbing D8/323
D. 303,492 9/1989 Bisbing D8/323

DESCRIPTION

FIG. 1 is a perspective view of an adjustable hinge embodying my design;
FIG. 2 is an enlarged top plan view thereof;
FIG. 3 is an enlarged front elevational view thereof;
FIG. 4 is an enlarged left side elevational view thereof;
FIG. 5 is an enlarged right side elevational view thereof;
FIG. 6 is an enlarged rear elevational view thereof; and,
FIG. 7 is an enlarged bottom plan view thereof.



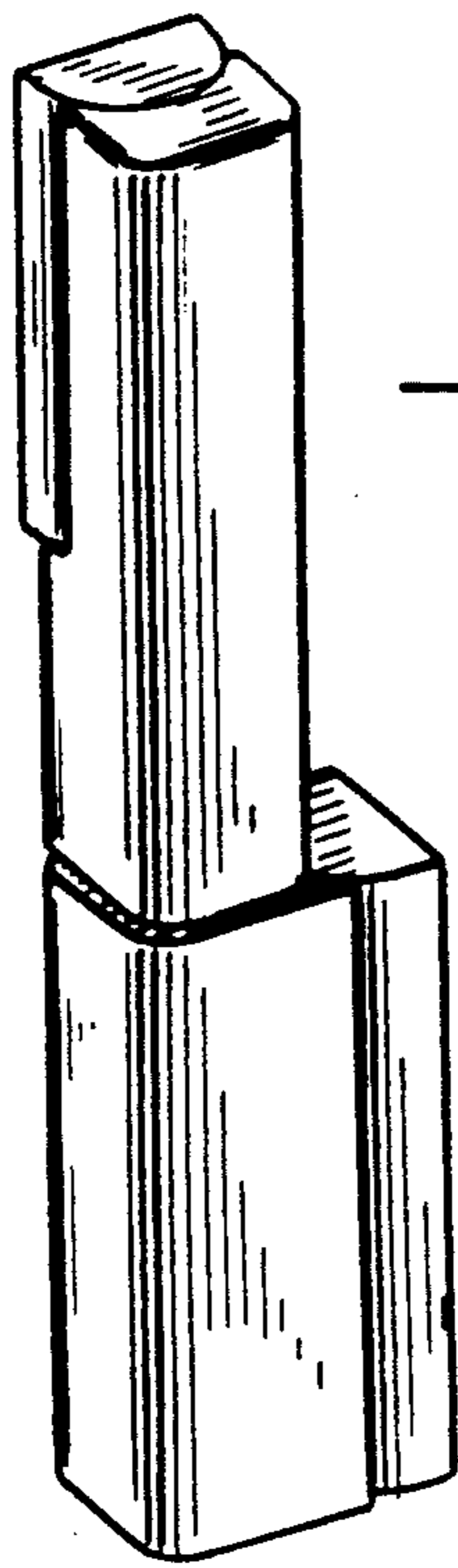


Fig. 1



Fig. 2

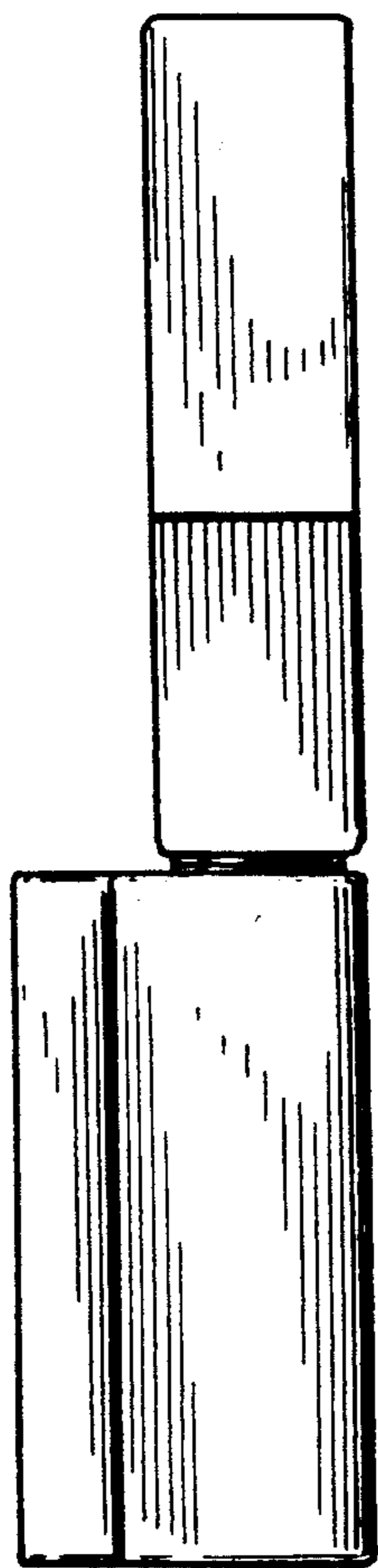


Fig. 4




Fig. 3

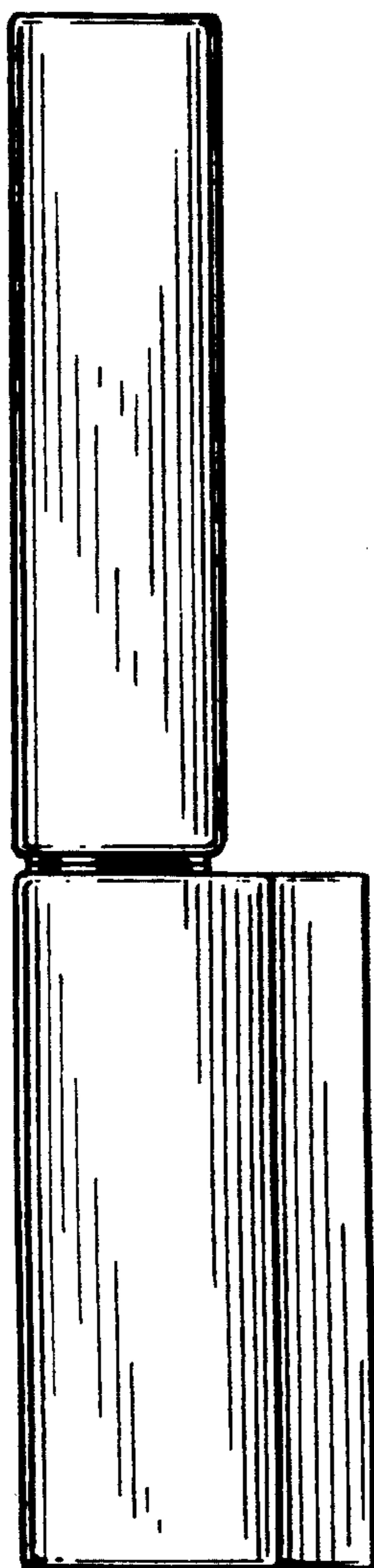


Fig. 5




Fig. 6

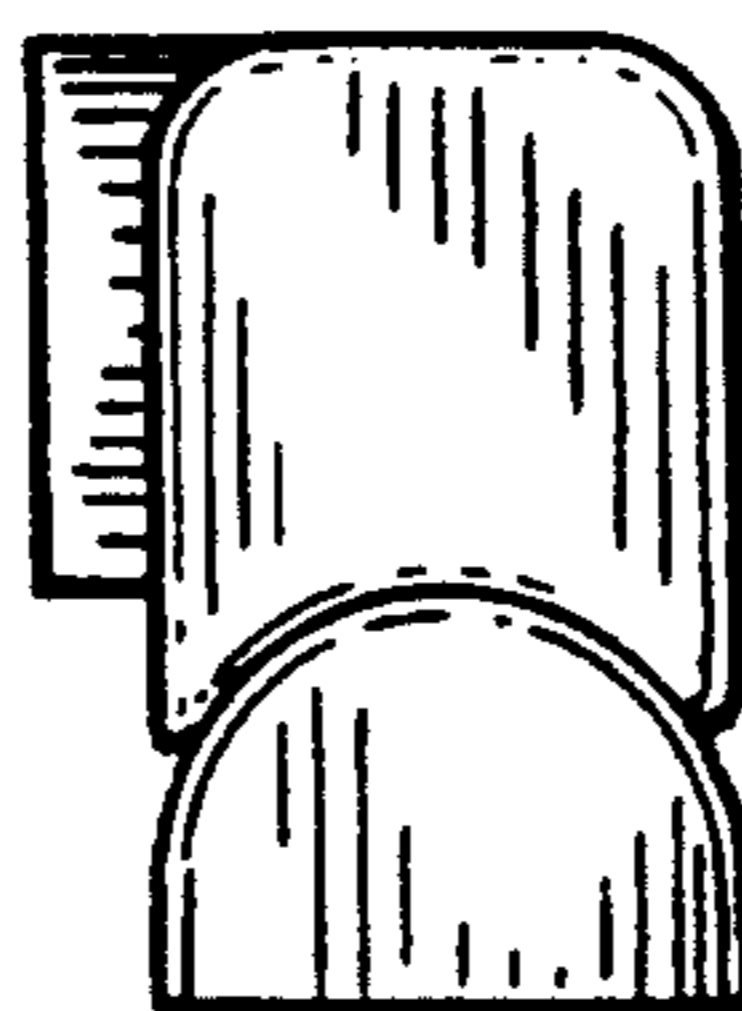


Fig. 7