



US00D339279S

United States Patent [19]

[11] Patent Number: **Des. 339,279**

Baum

[45] Date of Patent: **** Sep. 14, 1993**

- [54] **HANDLE FOR A SCREWDRIVER**
- [75] Inventor: **Rolf Baum**, Kirchzarten, Fed. Rep. of Germany
- [73] Assignee: **Willi Hahn GmbH & Co. KG**, Schonach, Fed. Rep. of Germany
- [**] Term: **14 Years**
- [21] Appl. No.: **817,848**
- [22] Filed: **Jan. 8, 1992**
- [52] U.S. Cl. **D8/83**
- [58] Field of Search **D8/82, 83, 84, 85, 87, D8/107, 14, DIG. 7; 81/177.1, 177.7, 436, 437, 439, 489; 16/110 R, 116 R; 173/170**

D. 296,296	6/1988	Lee	D8/83
2,712,765	7/1955	Knight, Jr.	81/177.1
4,768,406	9/1988	Fitzwater	81/177.1
4,893,529	1/1990	Lin	81/177.4

Primary Examiner—Bernard Ansher
Assistant Examiner—P. Hyder
Attorney, Agent, or Firm—Mason, Fenwick & Lawrence

[57] CLAIM

The ornamental design for a handle for a screwdriver, as shown and described.

DESCRIPTION

FIG. 1 is a perspective view from the rear and left side of a handle for a screwdriver and the like, showing my new design;
 FIG. 2 is a left side elevational view thereof, the right side view being a mirror image thereof;
 FIG. 3 is a bottom view thereof;
 FIG. 4 is a top view thereof;
 FIG. 5 is a rear view thereof; and,
 FIG. 6 is a front view thereof.
 The broken line showing of the bit is for illustrative purposes only and forms no part of the claimed design.

- [56] **References Cited**
- U.S. PATENT DOCUMENTS**
- D. 51,641 1/1918 Hargrave D8/82
- D. 107,007 11/1937 Cashmore D8/82
- D. 113,158 1/1939 Cashmore D8/82
- D. 259,698 6/1981 MacNeill D8/83
- D. 260,599 9/1981 Wong D8/86
- D. 279,254 6/1985 Smith et al. D8/107

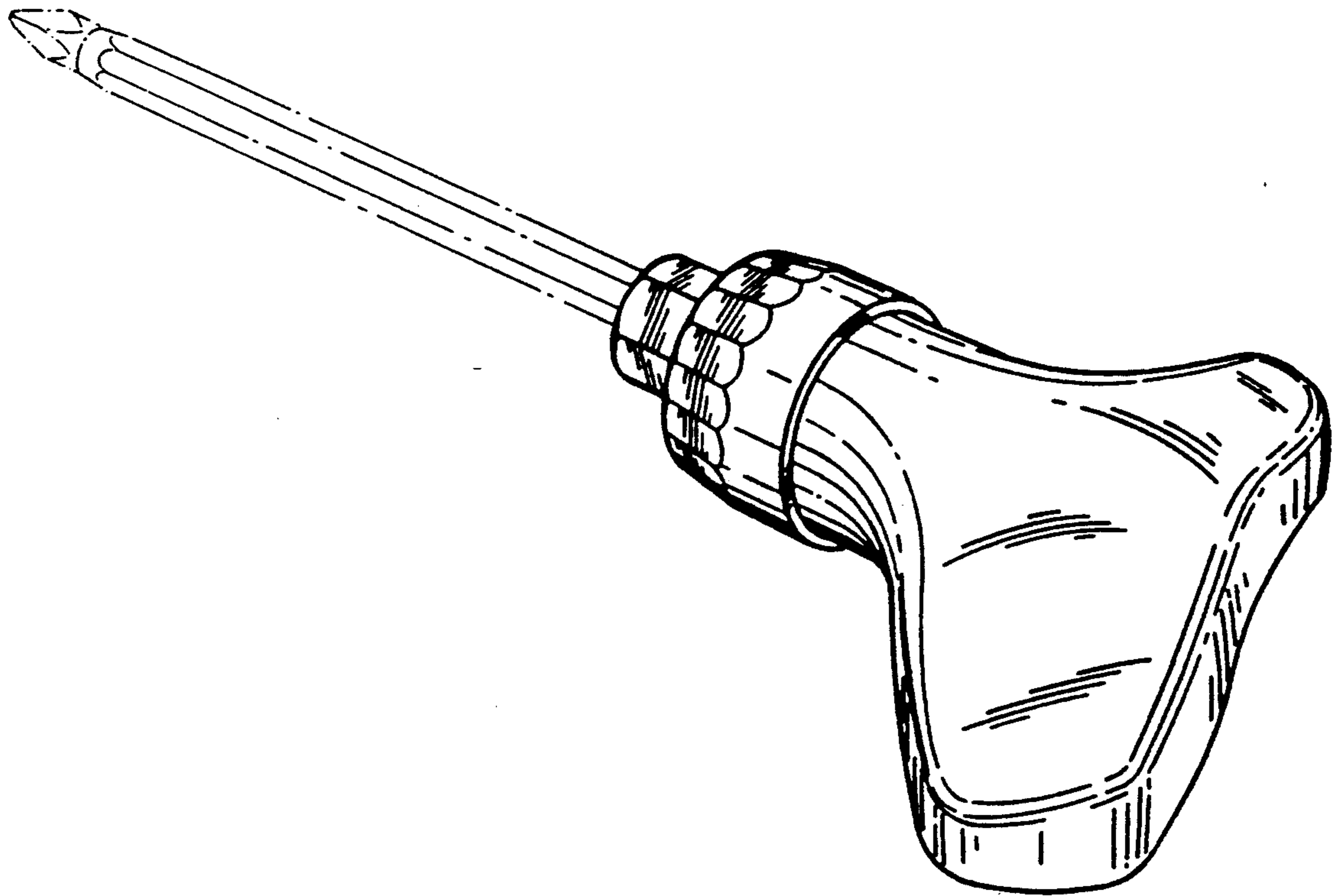


FIG. 1

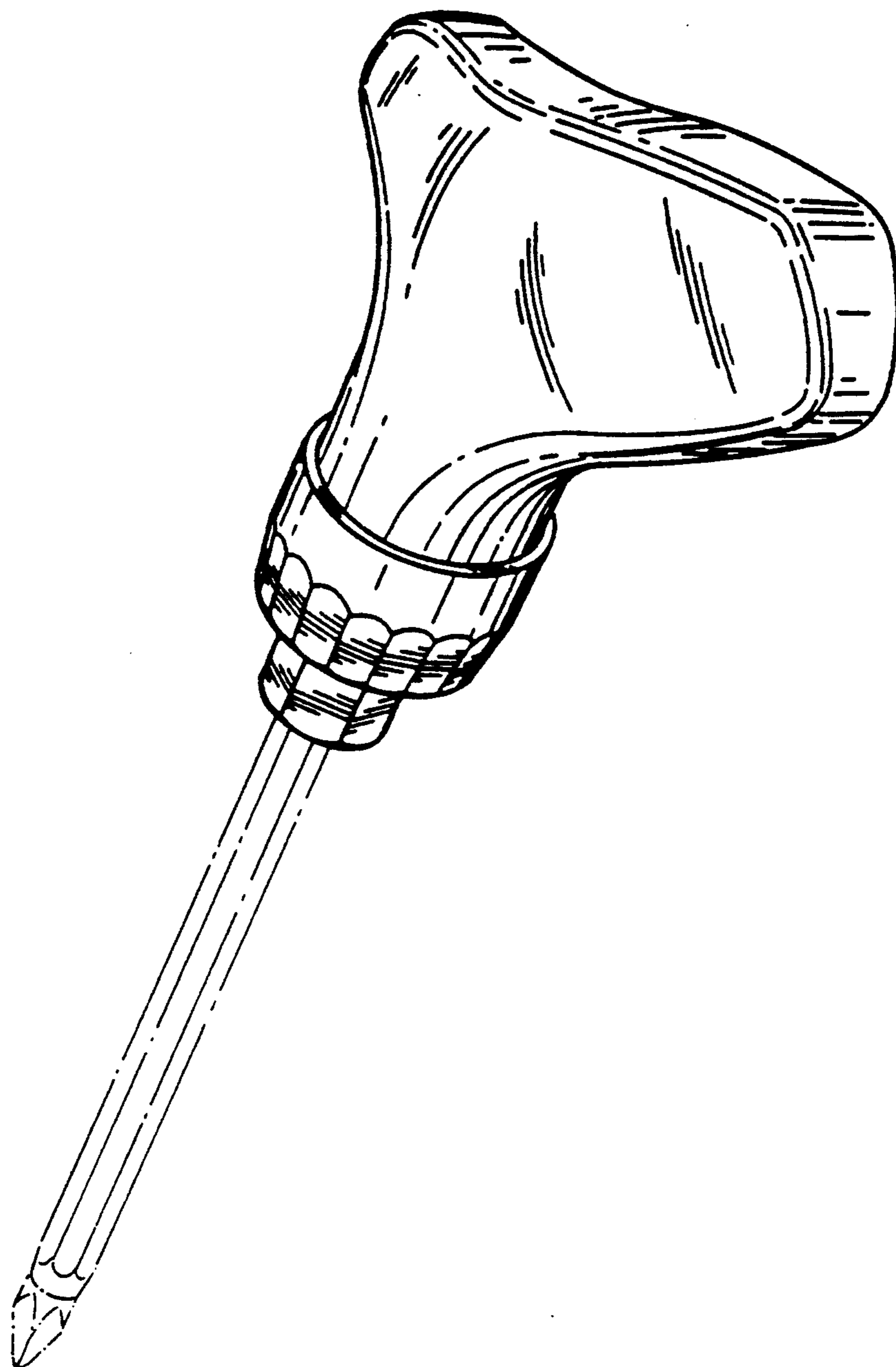


FIG. 2

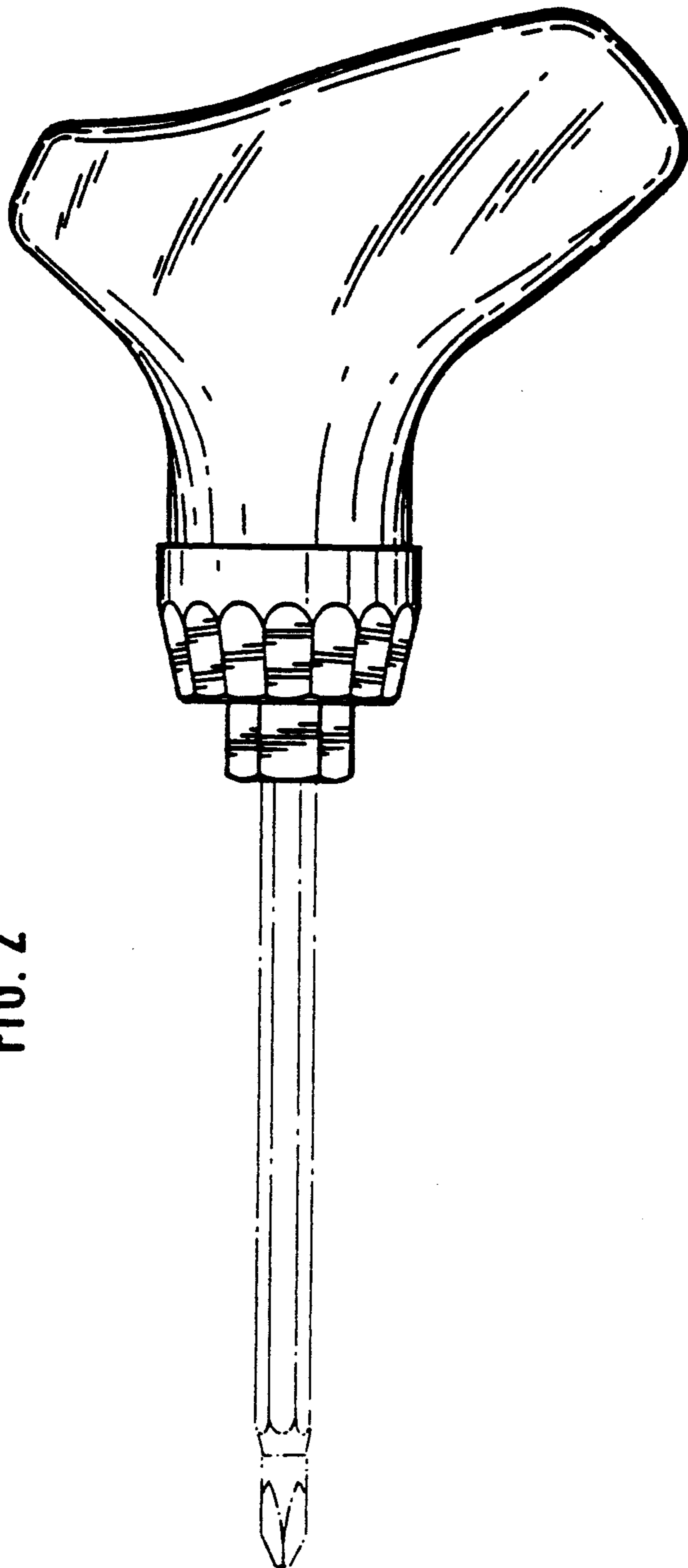


FIG. 3

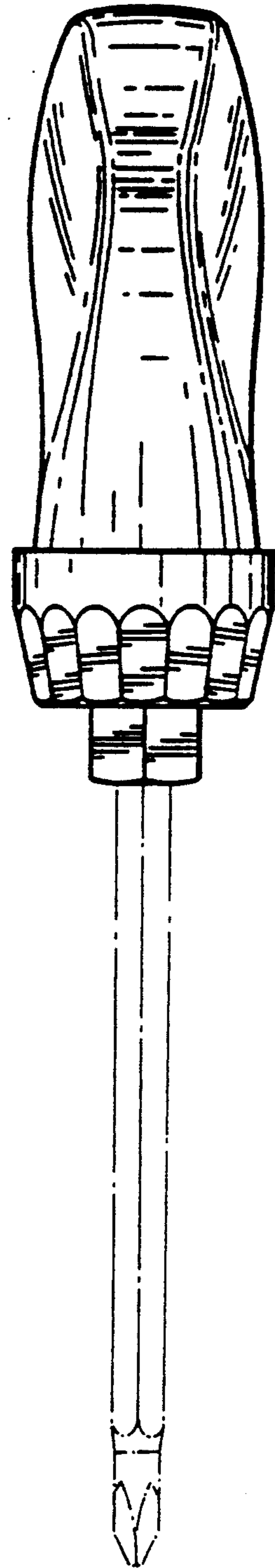


FIG. 4

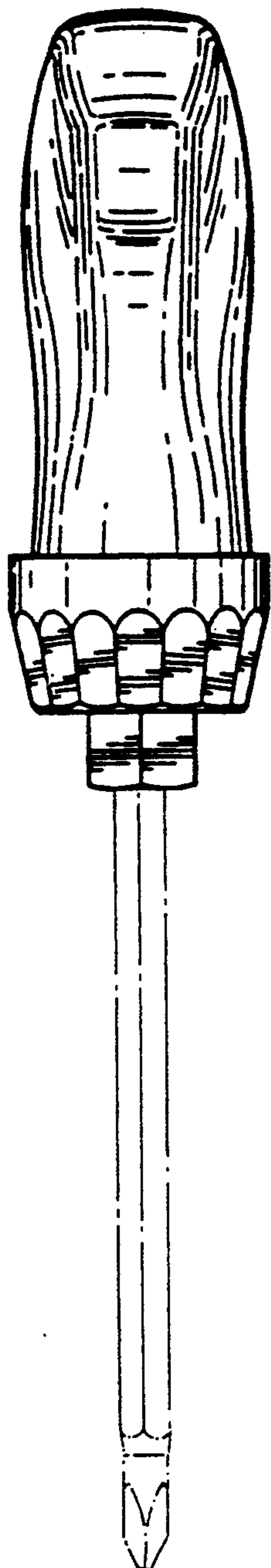


FIG. 6




FIG. 5

