



US00D339278S

# United States Patent [19]

[11] Patent Number: **Des. 339,278**

**Rainey**

[45] Date of Patent: **\*\* Sep. 14, 1993**

[54] **SCREWDRIVER**

[76] Inventor: **Kenneth J. Rainey**, 1 Harrison Pl.,  
Monroe, N.Y. 10950

[\*\*] Term: **14 Years**

[21] Appl. No.: **574,960**

[22] Filed: **Aug. 30, 1990**

[52] U.S. Cl. .... **D8/82**

[58] Field of Search ..... **D8/82, 83, 86; 81/451,**  
**81/456, 457, 458**

3,361,169 1/1968 Charchenko ..... 81/451  
 3,739,825 6/1973 Knox ..... 81/451  
 4,736,658 4/1988 Jore ..... 81/451

*Primary Examiner*—Bernard Ansher  
*Assistant Examiner*—P. Hyder  
*Attorney, Agent, or Firm*—Leon Gilden

[57] **CLAIM**

The ornamental design for a screwdriver, as shown and described.

### DESCRIPTION

FIG. 1 is a front elevational view of the screwdriver showing my new design;  
 FIG. 2 is a rear elevational view thereof;  
 FIG. 3 is a left side elevational view thereof;  
 FIG. 4 is a right side elevational view thereof;  
 FIG. 5 is a top plan view thereof;  
 FIG. 6 is a bottom plan view thereof; and,  
 FIG. 7 is a perspective view thereof.

[56] **References Cited**

**U.S. PATENT DOCUMENTS**

D. 37,896	3/1906	Wood	.....	D8/83
1,496,093	6/1924	Mockett, Jr.	.....	81/457
2,103,944	12/1937	Gullborg	.....	D8/85
2,544,834	3/1951	Hancock	.....	81/451
2,698,637	1/1955	Donovan	.....	81/451
3,115,168	12/1963	Acres	.....	81/451

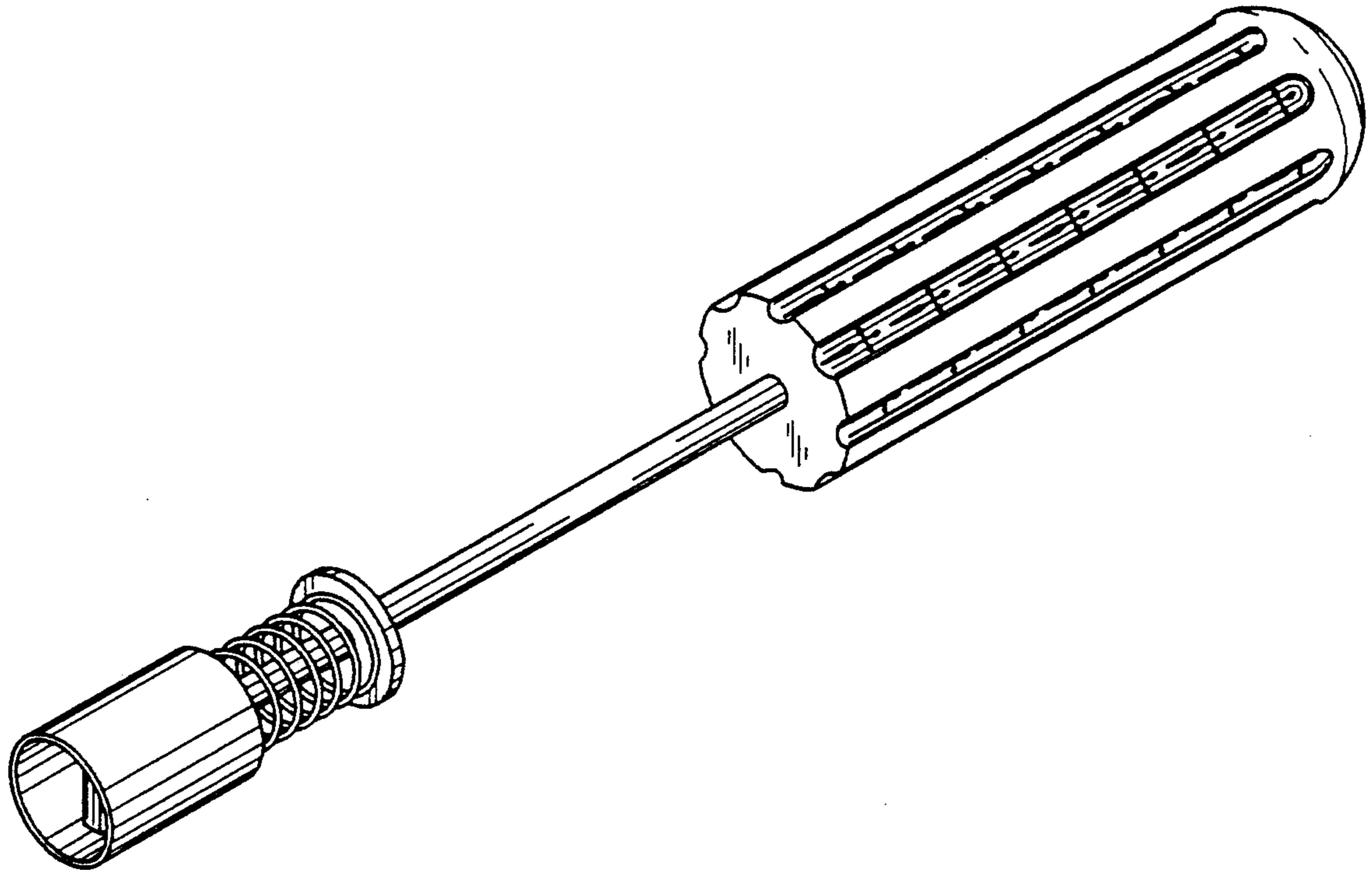


FIG. 1

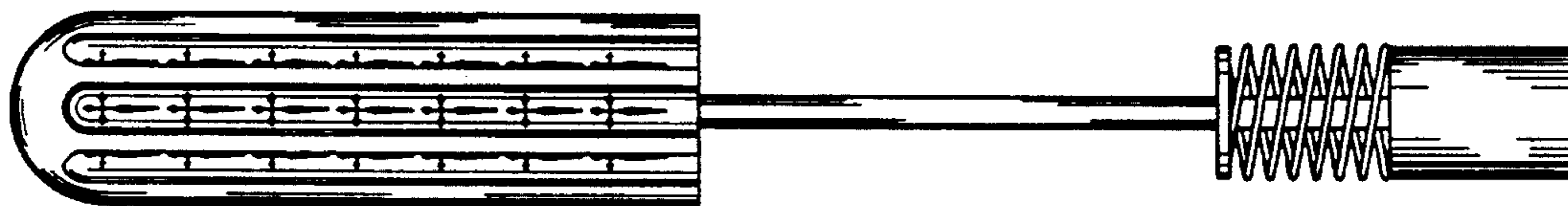
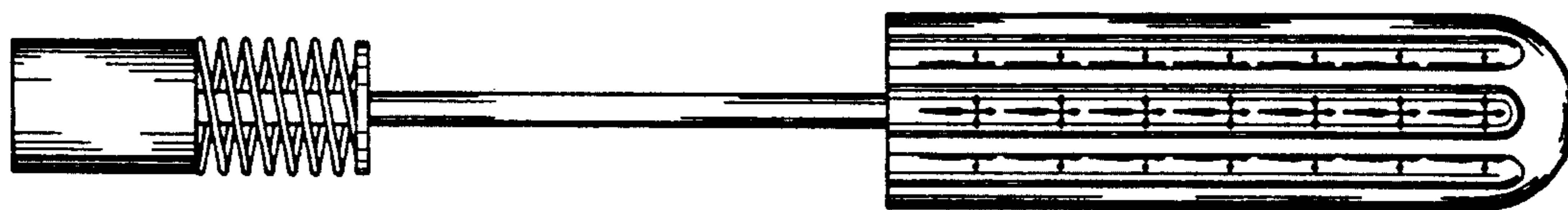
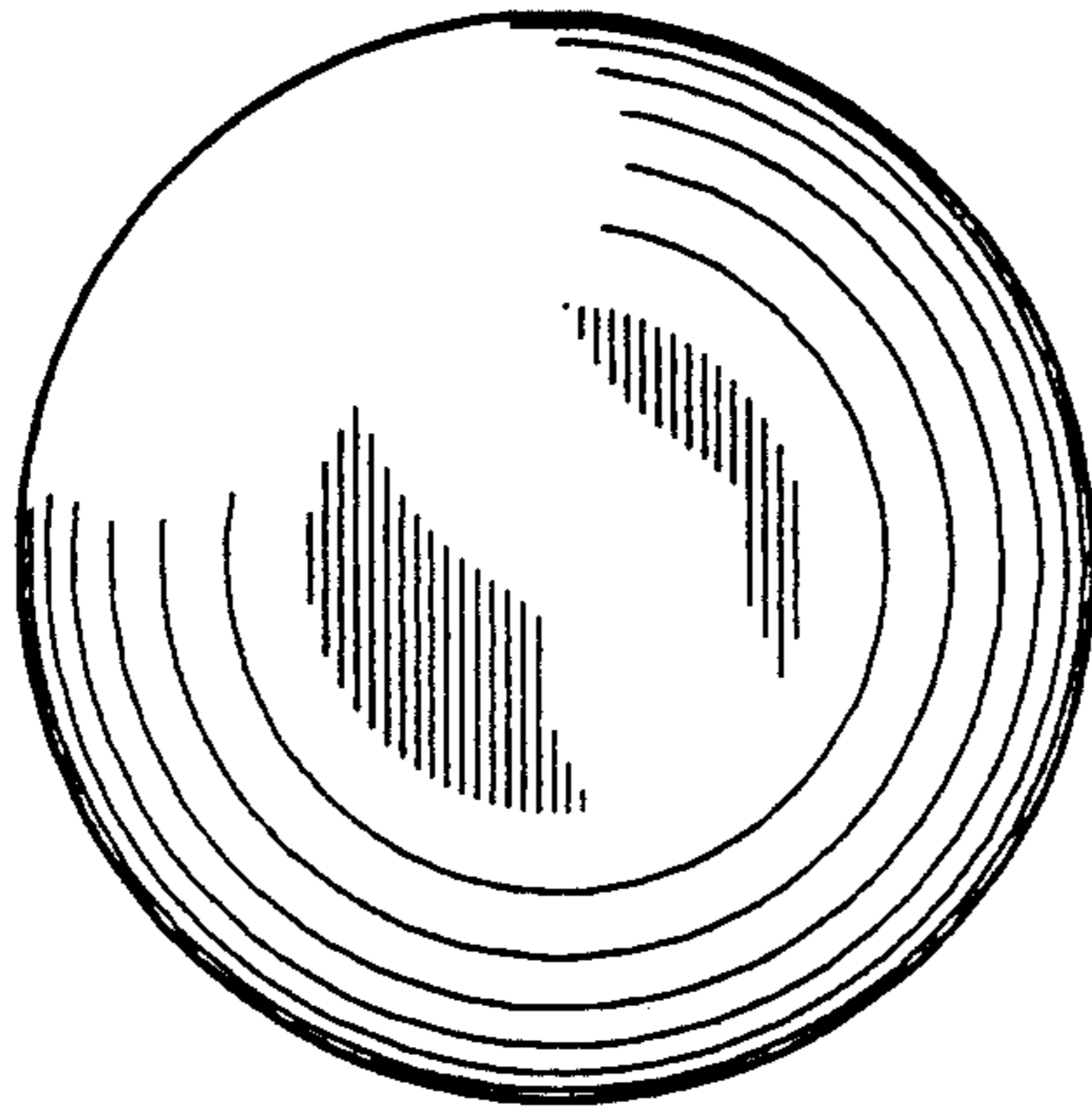


FIG. 2



*FIG. 3*



*FIG. 4*

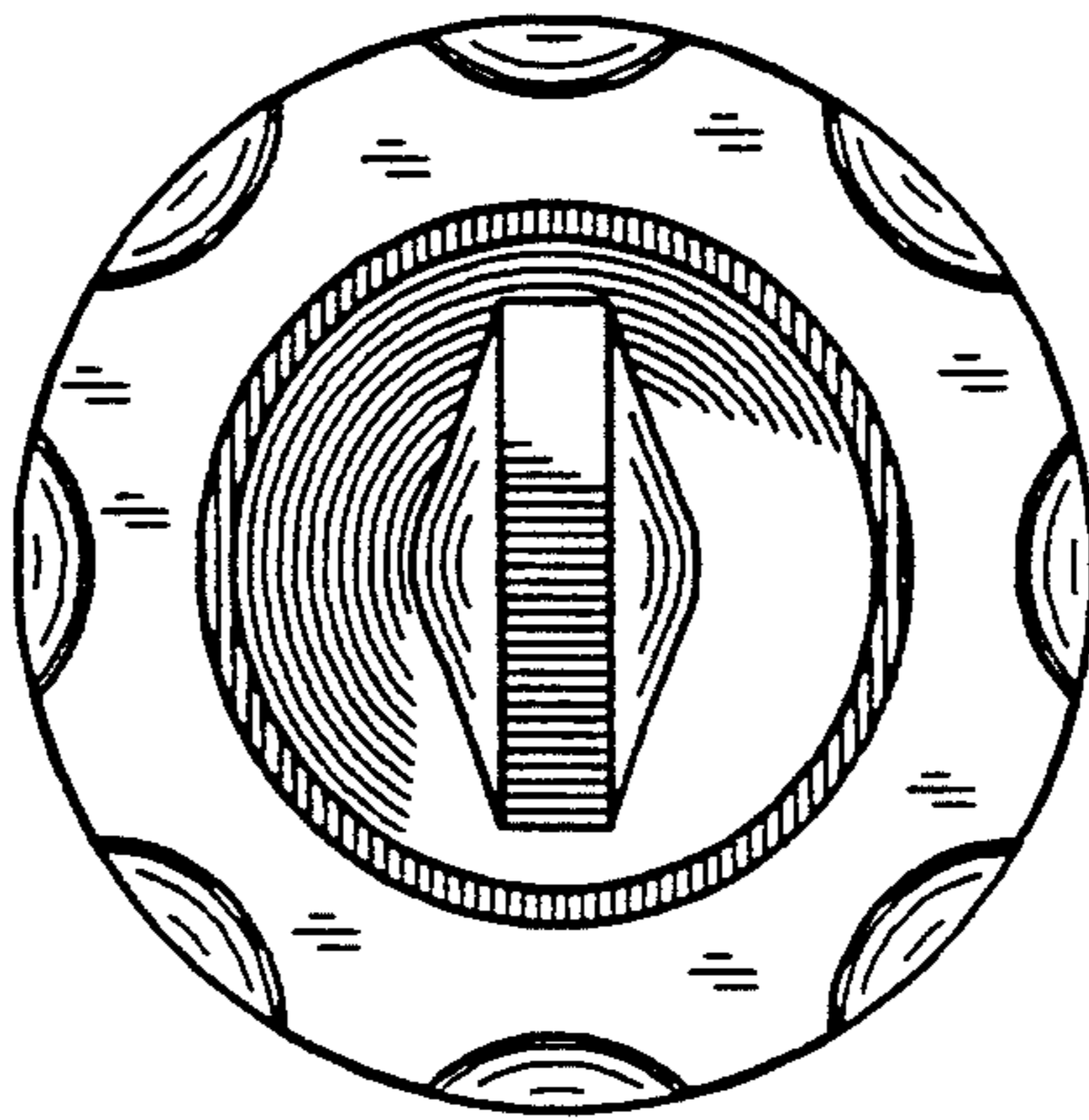


FIG. 5

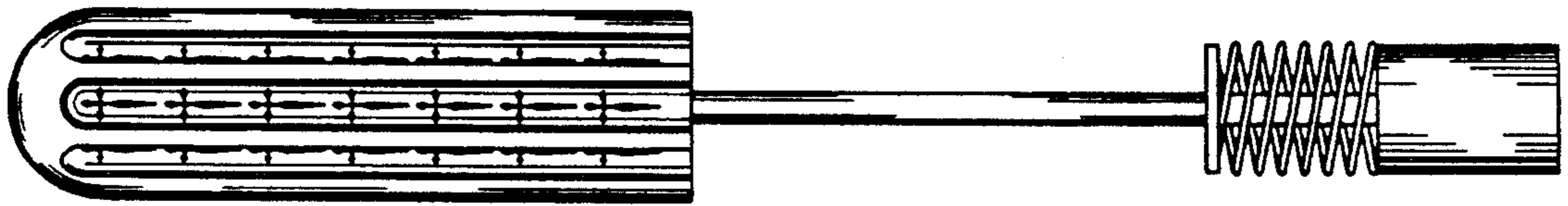


FIG. 6

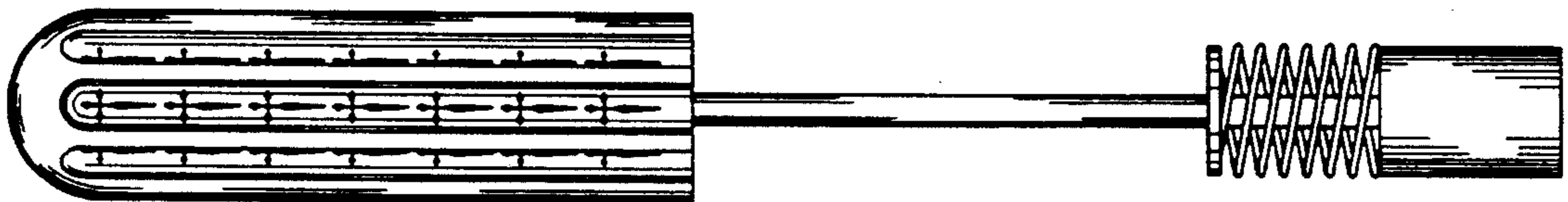


FIG. 7

