



US00D339259S

United States Patent [19]

[11] Patent Number: **Des. 339,259**

Kocon

[45] Date of Patent: **** Sep. 14, 1993**

[54] **GOLF BALL DISPLAY RACK**

4,960,239 10/1990 Wait .

[76] Inventor: **Thaddeus F. Kocon**, 405 Montclair, NE., Albuquerque, N. Mex. 87108

4,993,548 2/1991 Peterson 224/919 X

[*] Notice: The portion of the term of this patent subsequent to Sep. 21, 2010 has been disclaimed.

OTHER PUBLICATIONS

[**] Term: **14 Years**

BoxBoard Container vol. 94 No. 1, Aug. 1986, p. 31, as shown by Arrow.

[21] Appl. No.: **914,939**

Adult Games, Hecht Co. 1973 X'mas Cat Bottom Right of The Page.

[22] Filed: **Jul. 14, 1992**

Royal Golf Catalog, May 1983, p. 15 (in Patent Application 07/819510).

Par Golf Catalog, 1968, p. 19 (in 07/819510).

Spalding, 198, p. 36 (in 07/819510).

Golf Day Catalog, vol. 105F, (Winter 1981), p. 32.

Austad's Catalog, (1991 Holiday Catalog), pp. 6-7.

Related U.S. Application Data

[63] Continuation-in-part of Ser. No. 819,510, Jan. 10, 1992, Pat. No. Des. 330,325.

Primary Examiner—Bernard Ansher

[52] U.S. Cl. **D6/552; D21/223**

Assistant Examiner—Prabhakar Deshmukh

[58] Field of Search **D21/223, 104-107; D9/341, 347; 206/579, 315.9; 224/918, 919; 273/320; 211/70.2; D6/552**

Attorney, Agent, or Firm—Deborah A. Peacock; Dennis F. Armijo

[57] CLAIM

[56] References Cited

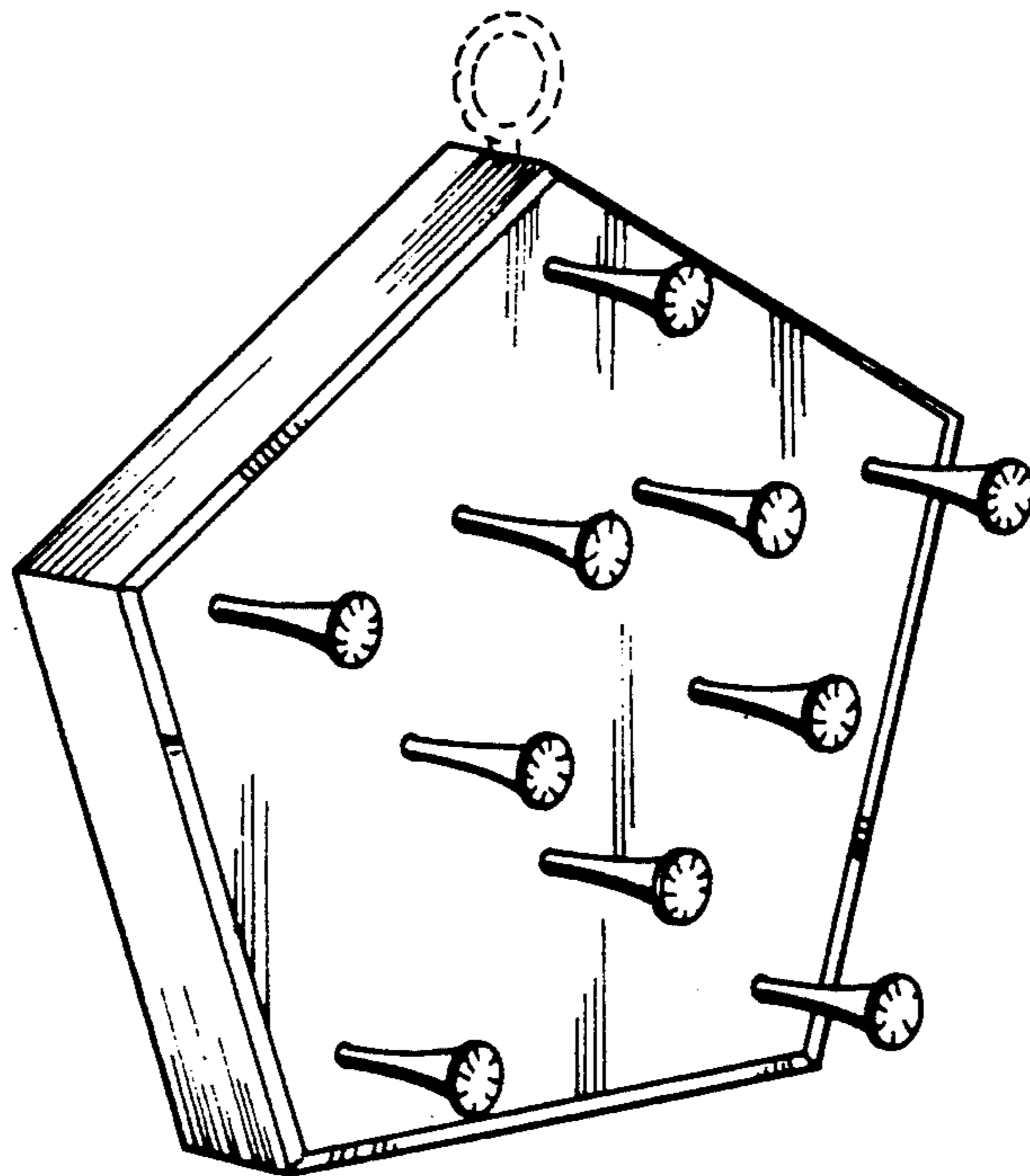
The ornamental design for a golf ball display rack, as shown and described.

U.S. PATENT DOCUMENTS

DESCRIPTION

- D. 257,227 10/1980 Youngberg D9/418
- D. 260,488 9/1981 Kinneary .
- D. 305,733 1/1990 Ferris .
- D. 314,110 1/1991 Ohno D6/552
- 357,923 2/1887 Hanson D21/104 X
- 2,768,775 10/1956 Houser .
- 3,753,519 8/1973 Gammon 206/579 X
- 4,072,256 2/1978 Young 206/315.9 X
- 4,103,773 8/1978 Haber .
- 4,214,684 7/1980 Galowitz 224/919 X
- 4,498,615 2/1985 Johnson 224/918 X
- 4,730,728 3/1988 Larkin .
- 4,850,483 7/1989 Stack .

FIG. 1 is a top plan view of a golf ball display rack showing my new design;
 FIG. 2 is a front elevational view thereof;
 FIG. 3 is a left side elevational view thereof, the right side elevational view being a mirror image thereof;
 FIG. 4 is a bottom plan view thereof;
 FIG. 5 is rear elevational view thereof; and,
 FIG. 6 is a perspective view thereof.
 The broken lines of the golf balls and hanging hook are shown for illustrative purposes only and form no part of the claim.



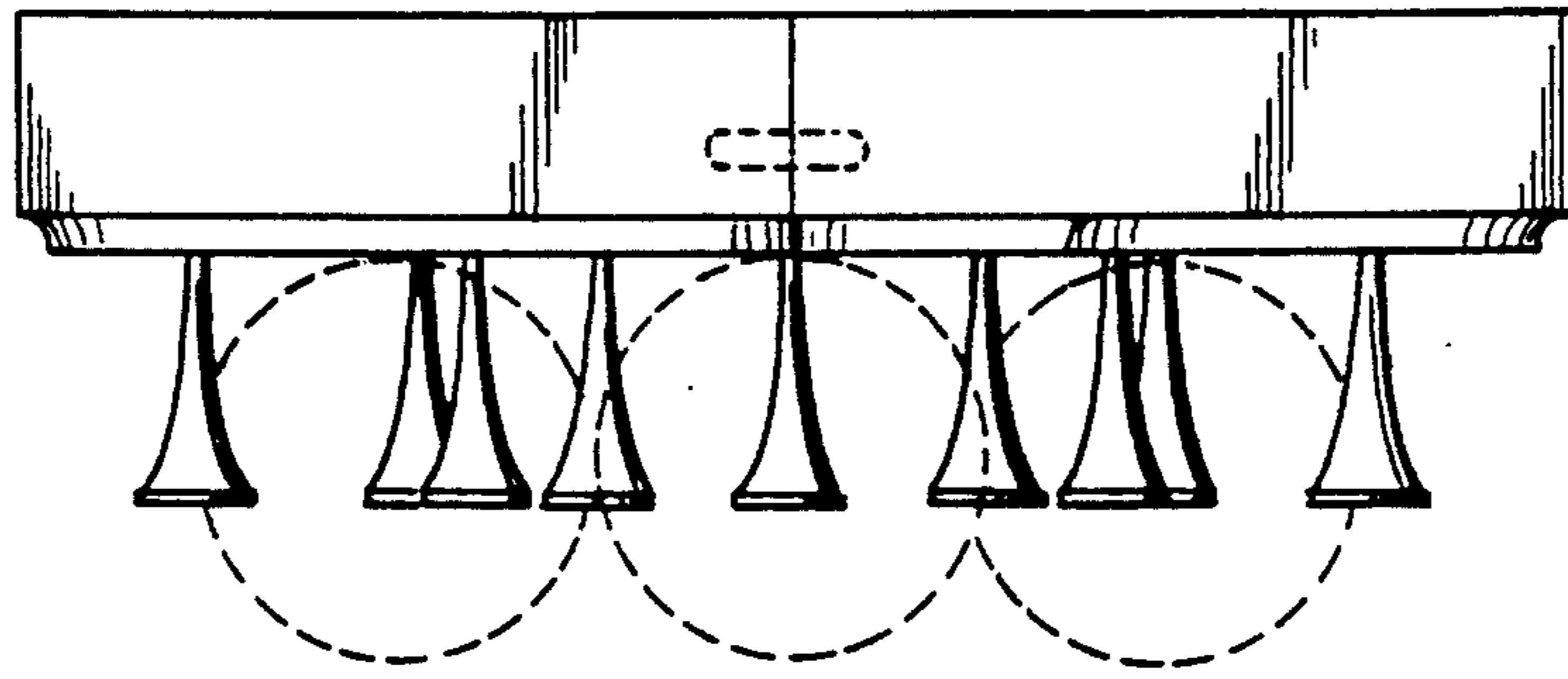


FIG-1

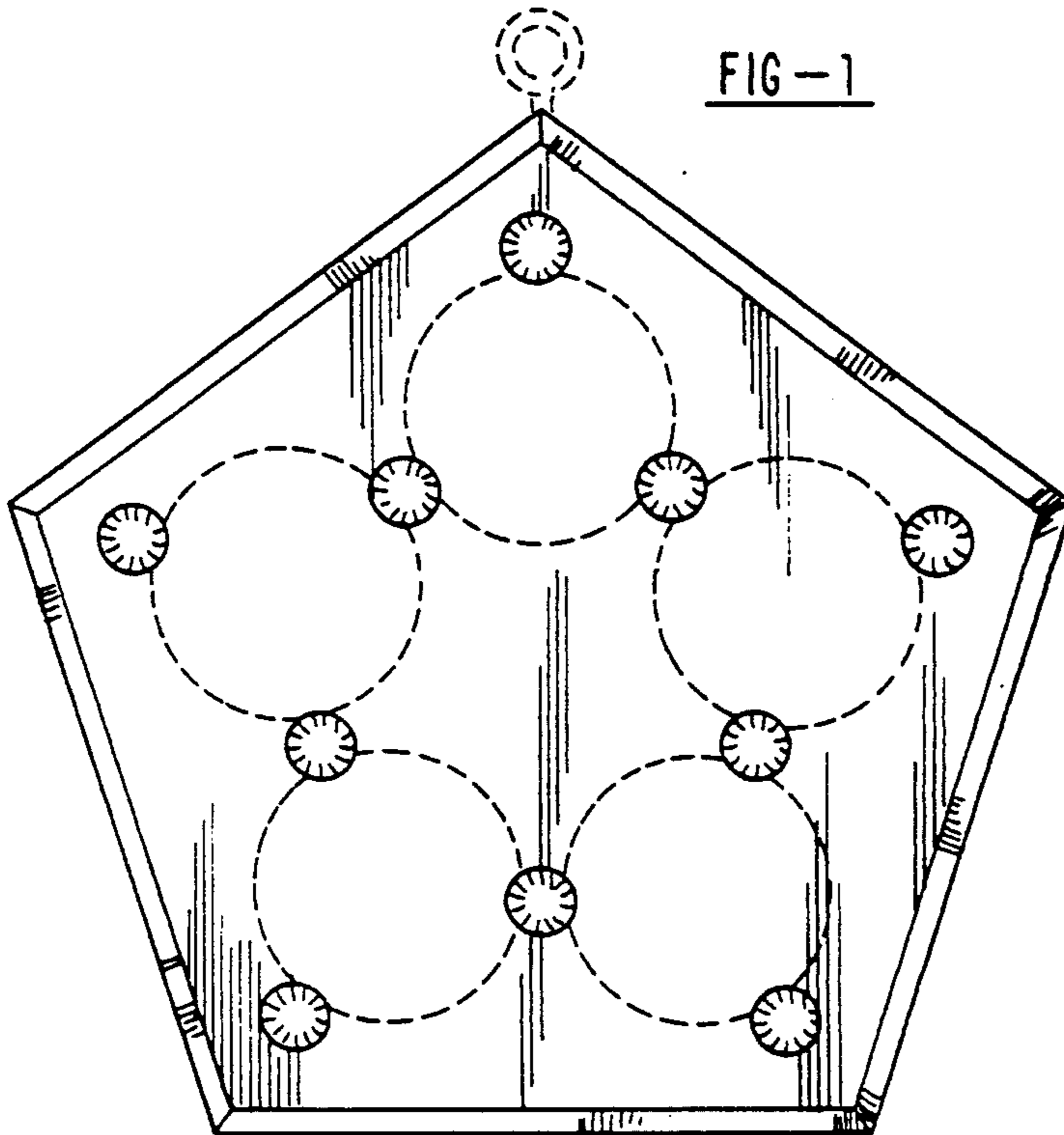


FIG-2

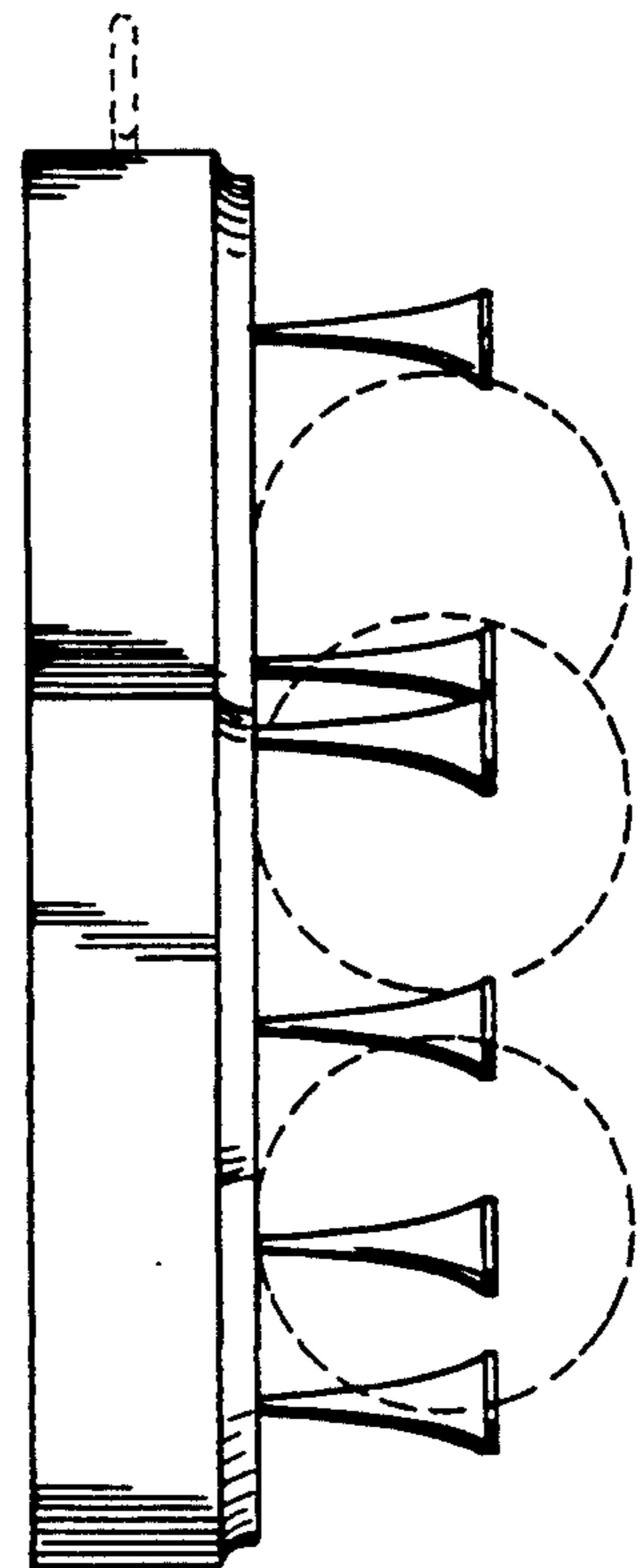


FIG-3

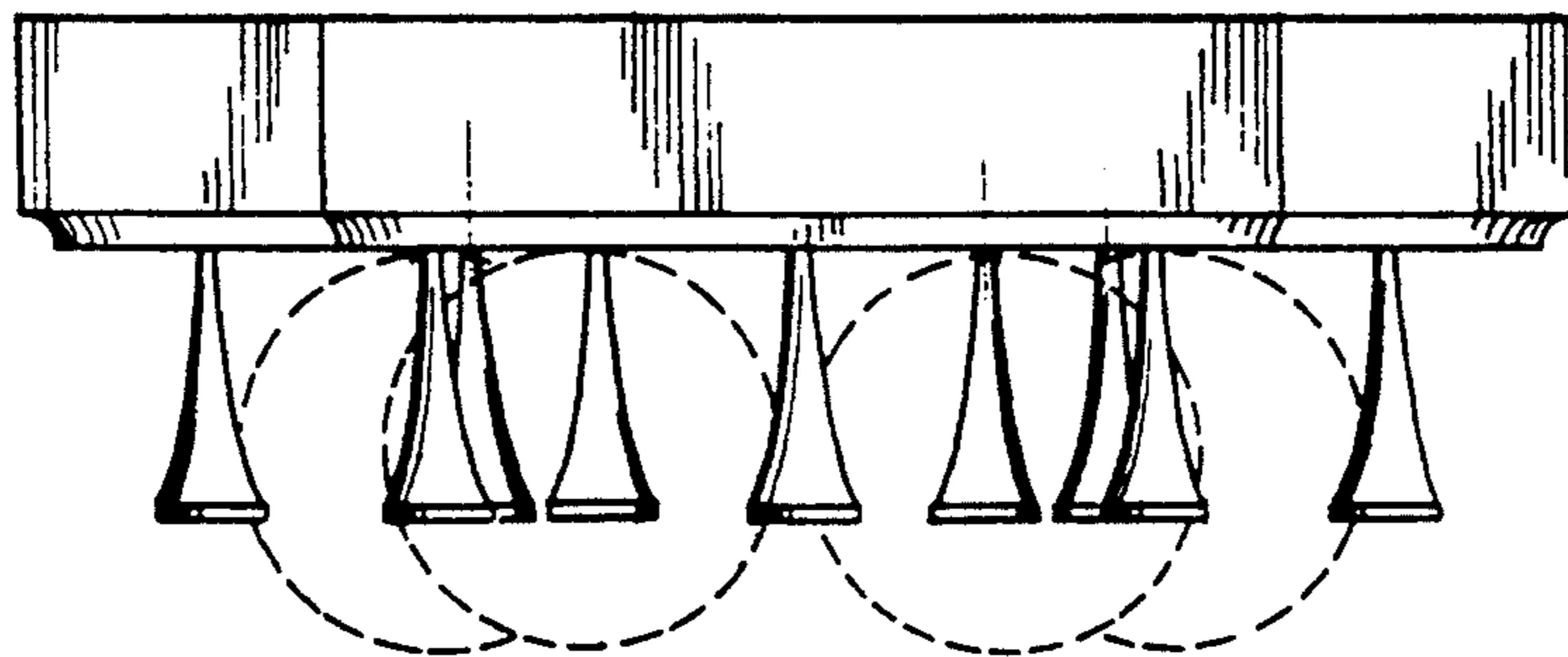


FIG-4

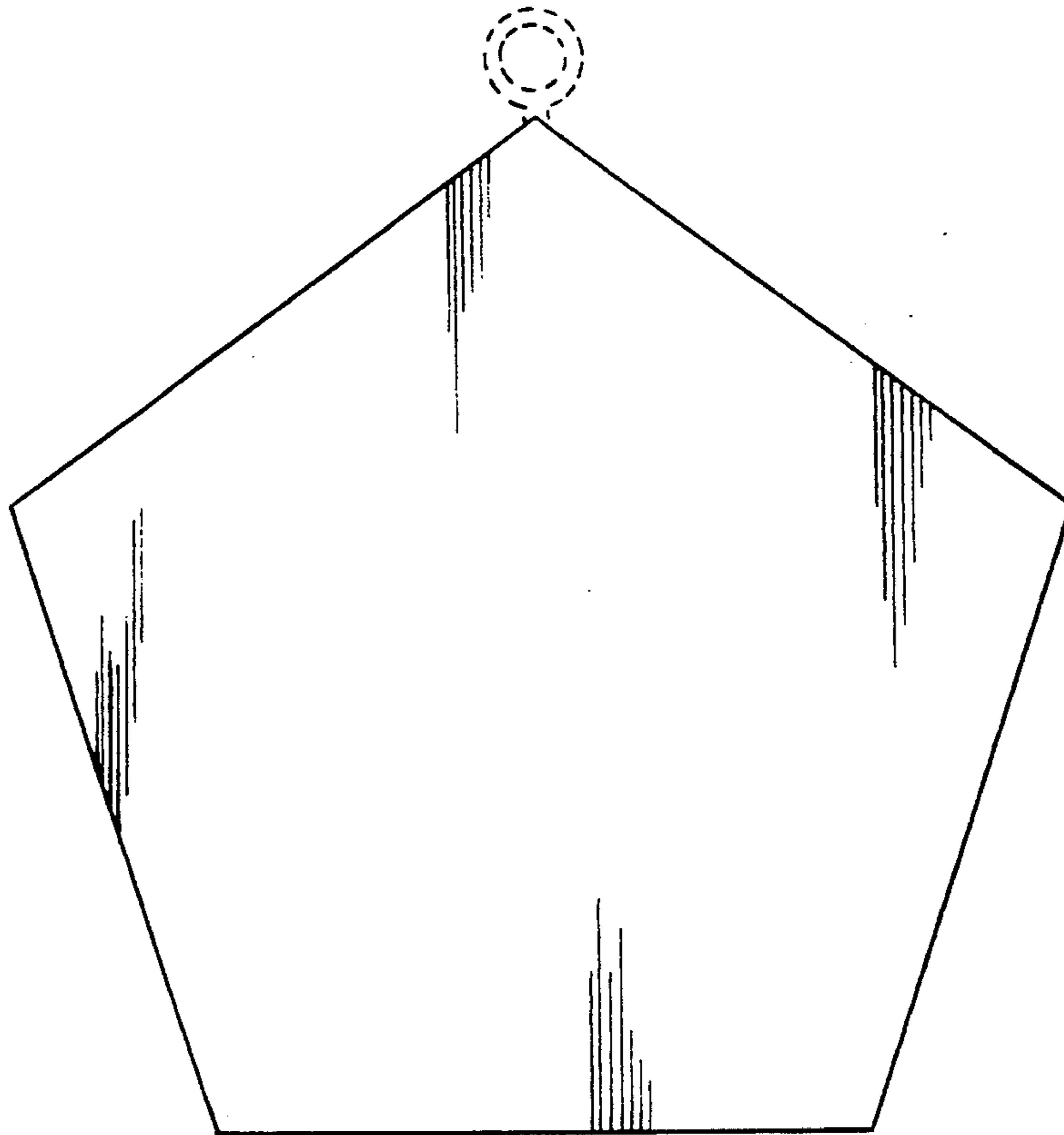


FIG-5

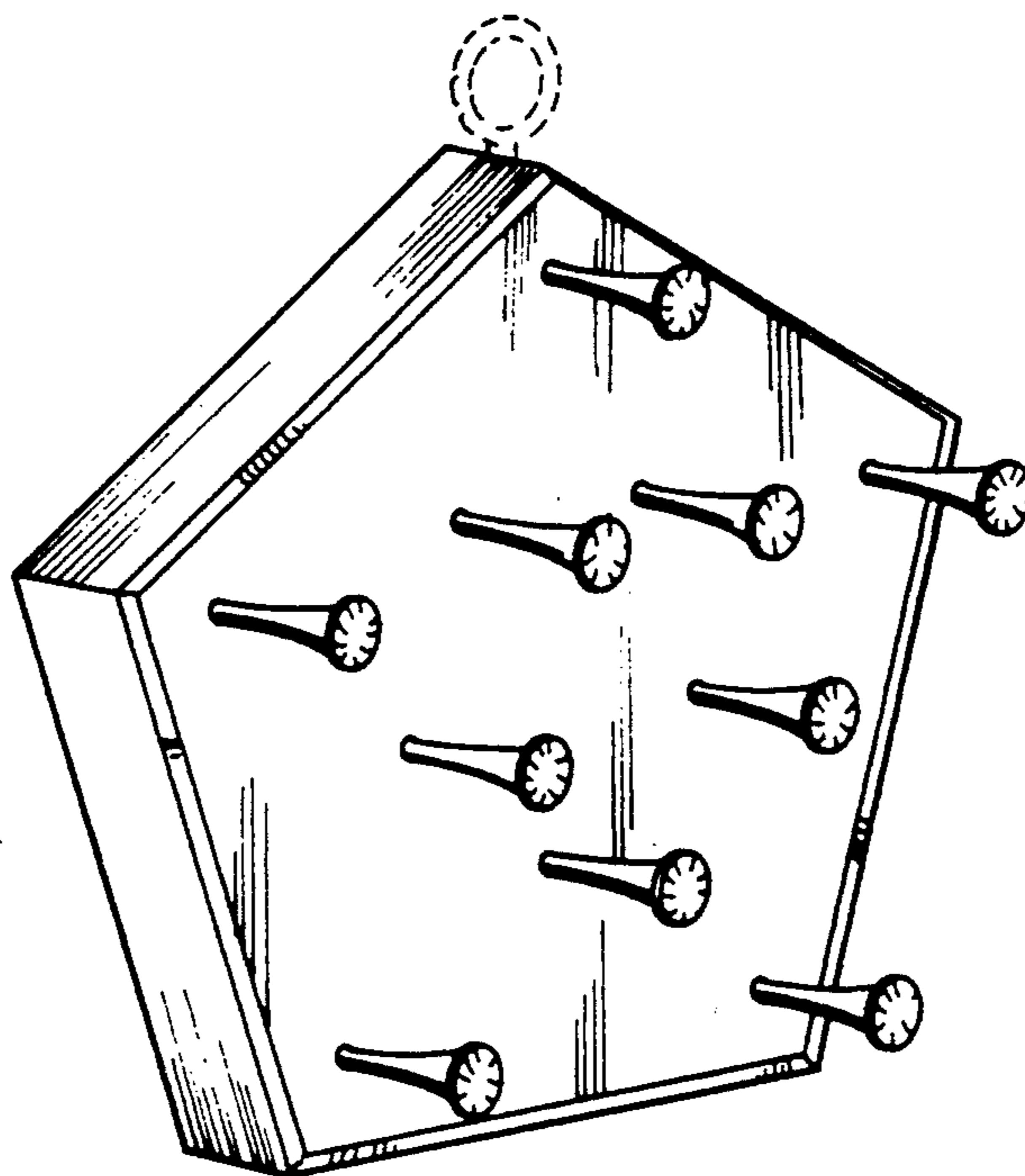


FIG-6