



US00D339243S

# United States Patent [19]

[11] Patent Number: **Des. 339,243**

**Durling**

[45] Date of Patent: **\*\* Sep. 14, 1993**

[54] **COMBINED SECTIONAL SOFA WITH END TABLES AND CORNER TABLE**

[76] Inventor: **Walter E. Durling**, 851 Coley Rd.,  
Tupelo, Miss. 38801

[\*\*] Term: **14 Years**

[21] Appl. No.: **929,117**

[22] Filed: **Aug. 13, 1992**

[52] U.S. Cl. .... **D6/336; D6/381**

[58] Field of Search ..... **D6/334, 335, 336, 378,  
D6/381; 297/257**

[56] **References Cited**

**U.S. PATENT DOCUMENTS**

D. 188,318	7/1960	Niederman	.....	D6/335
D. 192,495	4/1962	Pink	.....	D6/336
D. 212,602	11/1968	Gera	.....	D6/381 X
D. 213,775	4/1969	Gera	.....	D6/381
D. 219,143	11/1970	Chapin	.....	D6/335
D. 245,951	10/1977	Lande	.....	D6/336
D. 256,297	8/1980	Gera et al.	.....	D6/336
D. 282,886	3/1986	Williams	.....	D6/381 X
D. 291,847	9/1987	Salvati	.....	D6/381
D. 327,986	7/1992	Gera	.....	D6/381 X

**OTHER PUBLICATIONS**

Waynline, Jan. 1984, see sofa right center.  
Waynline, Jan. 1983, see sofa #683-810.  
Waynline, Jan. 1980—see sectional sofa unit  
#680/441-300-442.  
Waynline, pre 1976, see sofa #828/810.

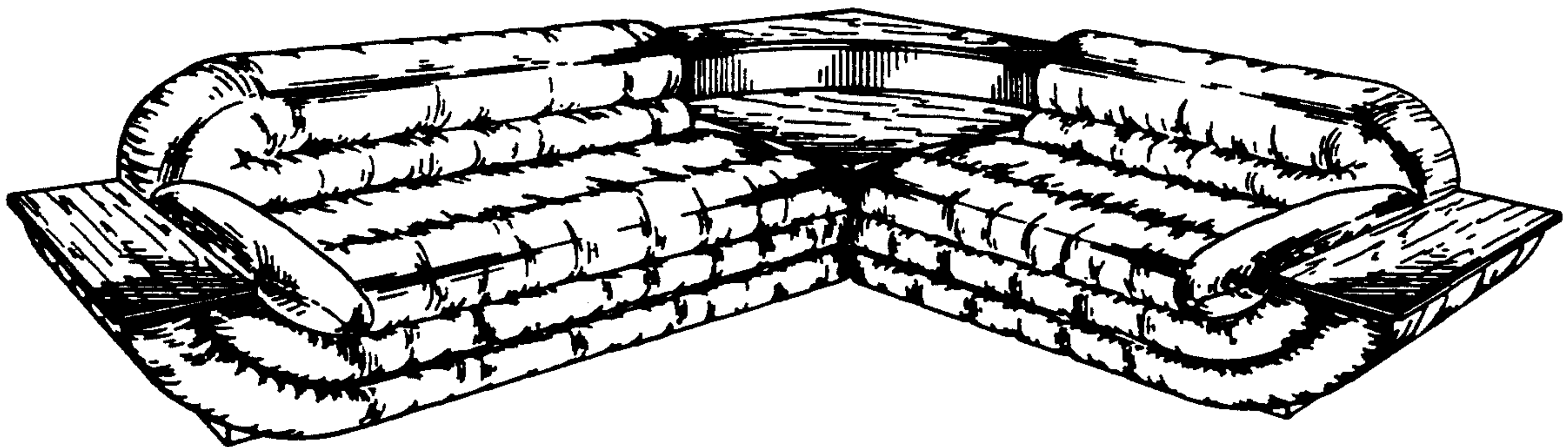
*Primary Examiner*—Nelson C. Holtje  
*Assistant Examiner*—Martha Thompson  
*Attorney, Agent, or Firm*—Clifton Ted Hunt

[57] **CLAIM**

The ornamental design for a combined sectional sofa with end tables and corner table, as shown and described.

**DESCRIPTION**

FIG. 1 is a top front perspective view of a combined sectional sofa with end tables and corner table showing my new design;  
FIG. 2 is a top plan view;  
FIG. 3 is a front elevational view; and,  
FIG. 4 is a left side elevational view thereof.  
The sides of the article not shown are plain and unornamented.



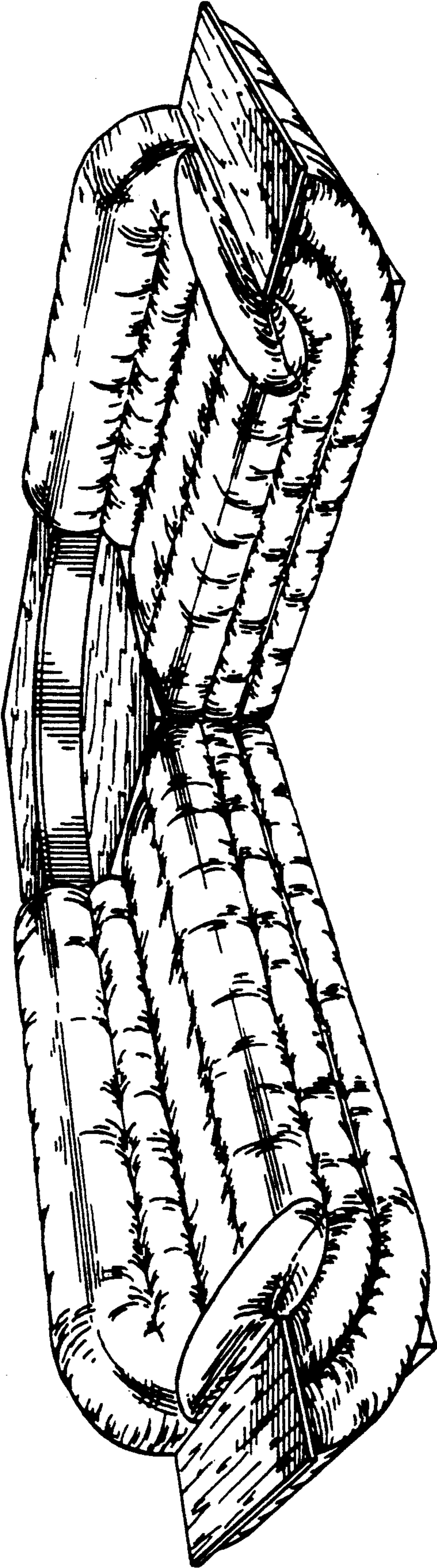


FIG. 1

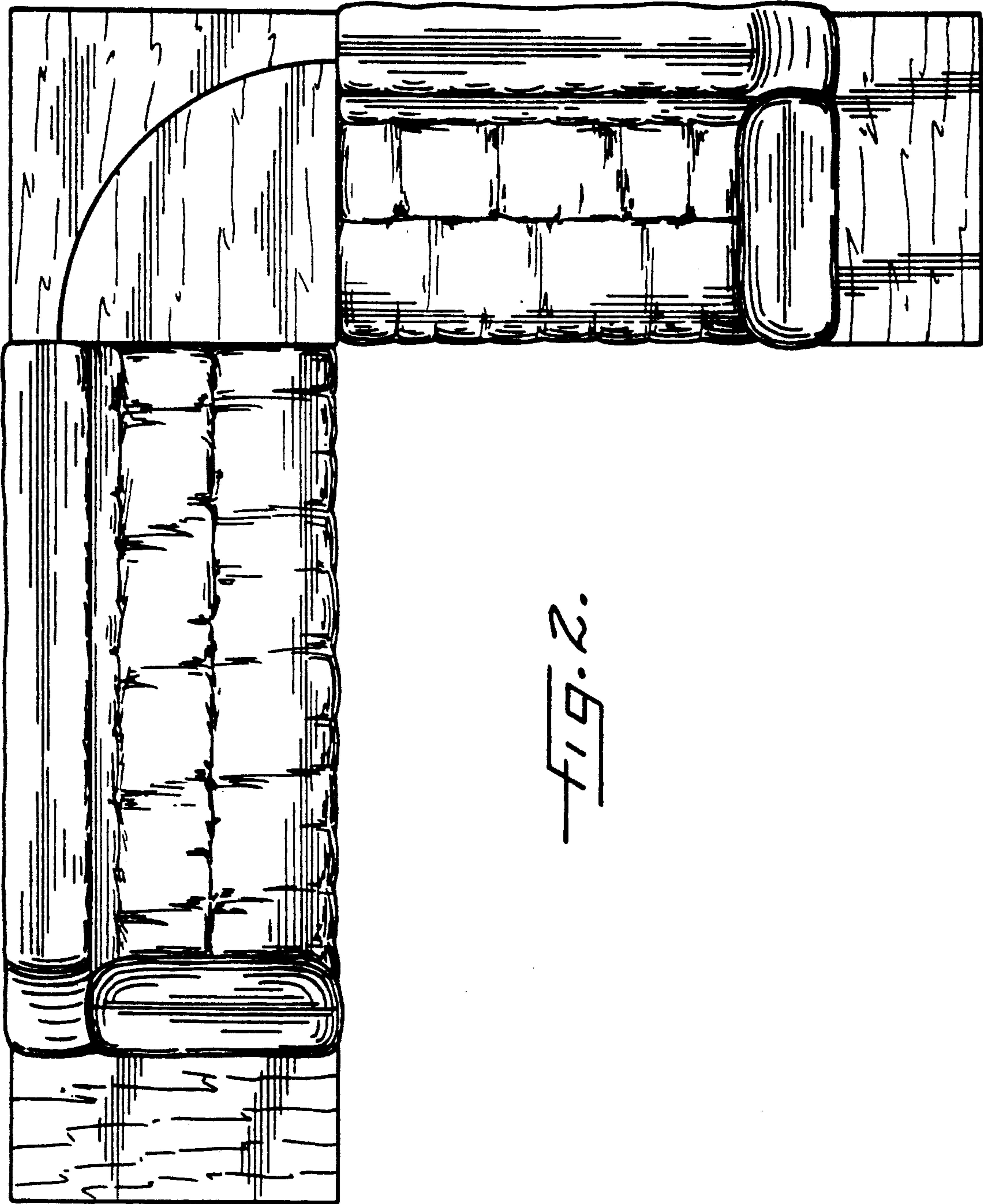


FIG. 2.



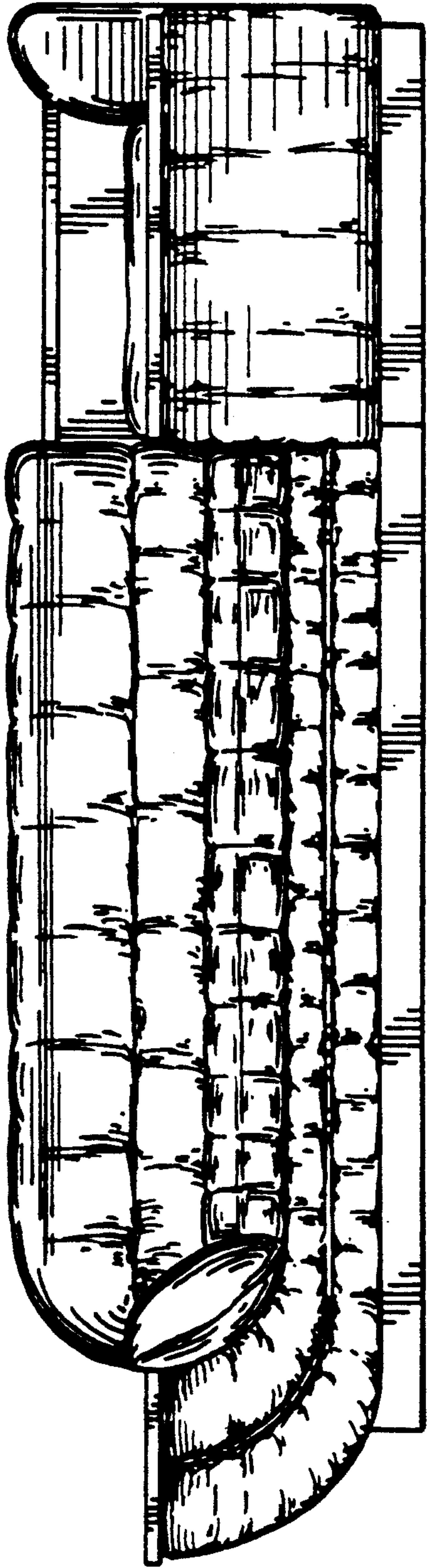


FIG. 3.




FIG. 4.