



US00D339240S

United States Patent [19] Perkins

[11] Patent Number: **Des. 339,240**

[45] Date of Patent: **** Sep. 14, 1993**

[54] **SIMULATIVE PICTURE FRAME**

[76] Inventor: **Guy A. Perkins**, 1240 Brookfield Ave., #3, Sunnyvale, Calif. 94097

[**] Term: **14 Years**

[21] Appl. No.: **698,737**

[22] Filed: **May 10, 1991**

[52] U.S. Cl. **D6/303; D6/301; D21/205**

[58] Field of Search **D6/300-303, D6/308; D11/131, 132, 133, 157; 40/152, 152.1; D14/176, 189; D21/204, 205**

[56] **References Cited**

U.S. PATENT DOCUMENTS

D. 133,539	8/1942	Dow	D14/189
D. 145,800	10/1946	House, Jr.	D14/189
D. 185,908	8/1959	Kramer	D11/157
D. 259,610	6/1981	Martin	D6/303
D. 259,611	6/1981	Martin	D6/303

D. 262,024	11/1981	Thomas	D11/157
D. 290,428	6/1987	Johnson	D21/205
D. 290,632	6/1987	Dehnert et al.	D21/205
4,872,854	10/1989	Hseu	D14/176

Primary Examiner—Bernard Ansher
Assistant Examiner—Adir Aronovich
Attorney, Agent, or Firm—John A. Frazzini

[57] **CLAIM**

The ornamental design of a simulative picture frame, as shown and described.

DESCRIPTION

FIG. 1 is a top plan view of a simulative picture frame showing my new design;
FIG. 2 is a front elevational view thereof;
FIG. 3 is a bottom plan view thereof;
FIG. 4 is a side elevational view thereof, the side opposite this side being a mirror image of this figure;
FIG. 5 is a rear elevational view thereof; and,
FIG. 6 is a front elevational view of the picture frame shown omitting the base for ease of illustration.



Figure 1




Figure 2

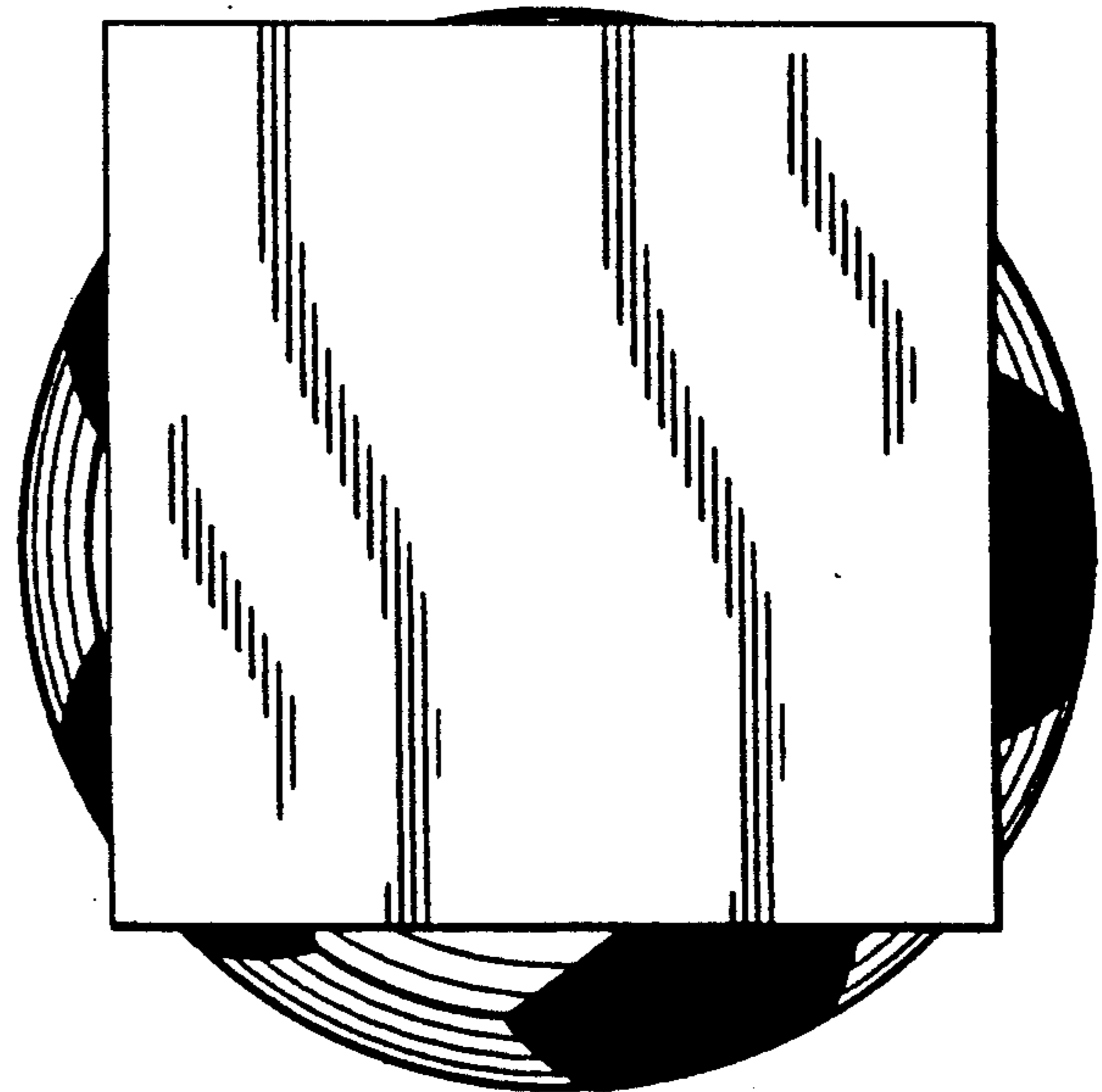


Figure 3

Figure 4

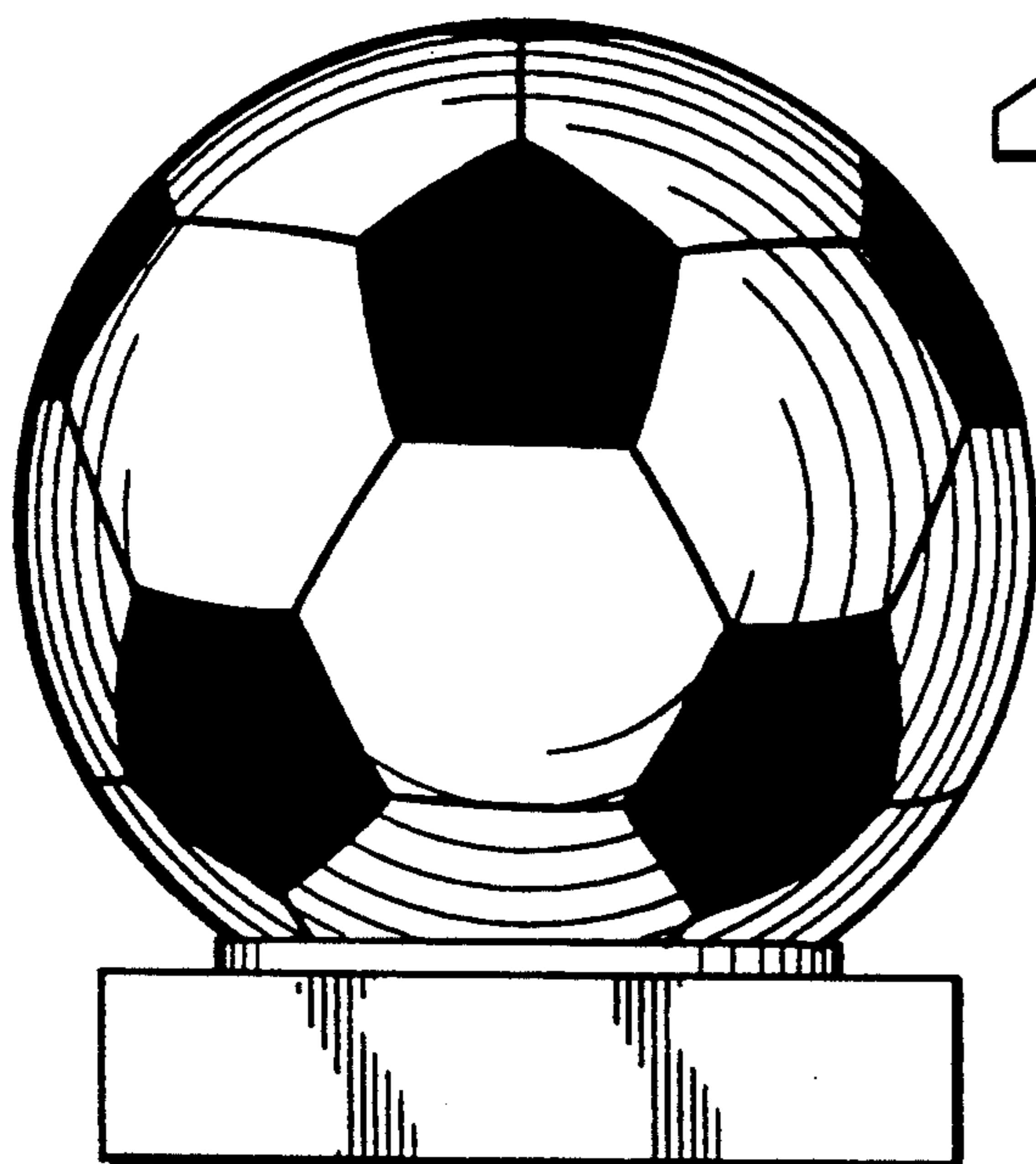



Figure 5




Figure 6