



US00D339239S

United States Patent [19]

[11] Patent Number: **Des. 339,239**

Perkins

[45] Date of Patent: **** Sep. 14, 1993**

[54] **SIMULATIVE PICTURE FRAME**

[76] Inventor: **Guy A. Perkins**, 1240 Brookfield Ave., #3, Sunnyvale, Calif. 94097

[**] Term: **14 Years**

[21] Appl. No.: **698,736**

[22] Filed: **May 10, 1991**

[52] U.S. Cl. **D6/303; D21/204**

[58] Field of Search **D6/300-303, D6/308; D11/131, 132, 133, 157; 40/152, 152.1; D14/176, 189; D21/204, 205**

[56] **References Cited**

U.S. PATENT DOCUMENTS

D. 65,325	7/1924	Brown	D11/81
D. 161,350	12/1950	Leventhal	D11/133
D. 193,143	7/1962	Sadek	D6/301
D. 196,679	10/1963	Schaffer	D14/189
D. 226,091	1/1973	Brack	D11/157
D. 234,213	1/1975	Anderson	D21/205
D. 265,454	7/1982	Martin	D6/303

D. 290,539	6/1987	Jennette	D21/204
D. 292,991	12/1987	Adler	D19/82
D. 321,843	11/1991	Nys	D11/131
D. 329,539	9/1992	Klien et al.	D21/204


Primary Examiner—Bernard Ansher
Assistant Examiner—Adir Aronovich
Attorney, Agent, or Firm—John A. Frazzini

[57] **CLAIM**

The ornamental design of a simulative picture frame, as shown and described.

DESCRIPTION

FIG. 1 is a top plan view of a simulative picture frame showing my new design;
FIG. 2 is a front elevational view thereof;
FIG. 3 is a bottom plan view thereof;
FIG. 4 is a side elevational view thereof, the side opposite this side being a mirror image of this figure;
FIG. 5 is a rear elevational view thereof; and,
FIG. 6 is a front elevational view of the picture frame shown omitting the base for ease of illustration.






Figure 1

Figure 2

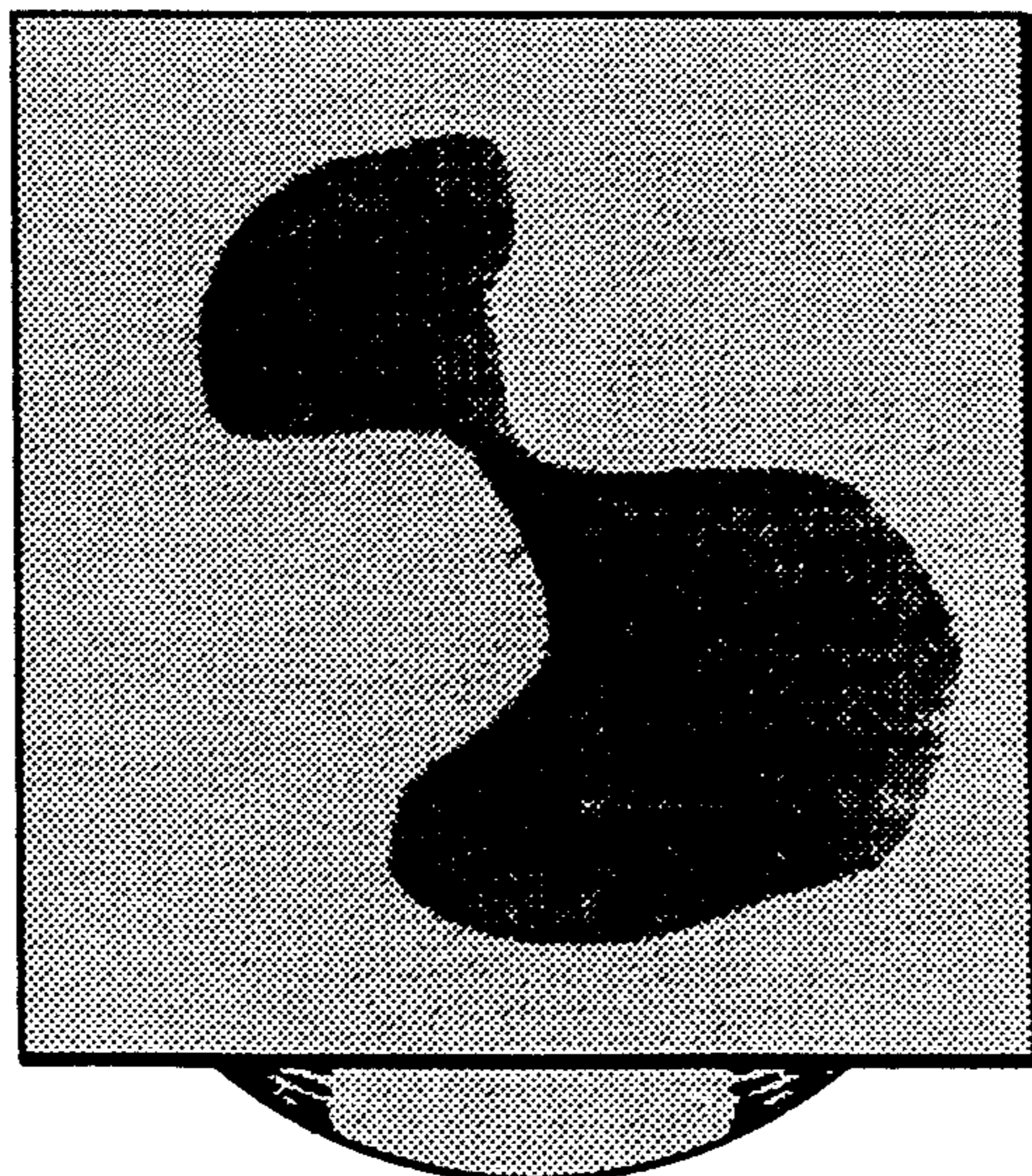
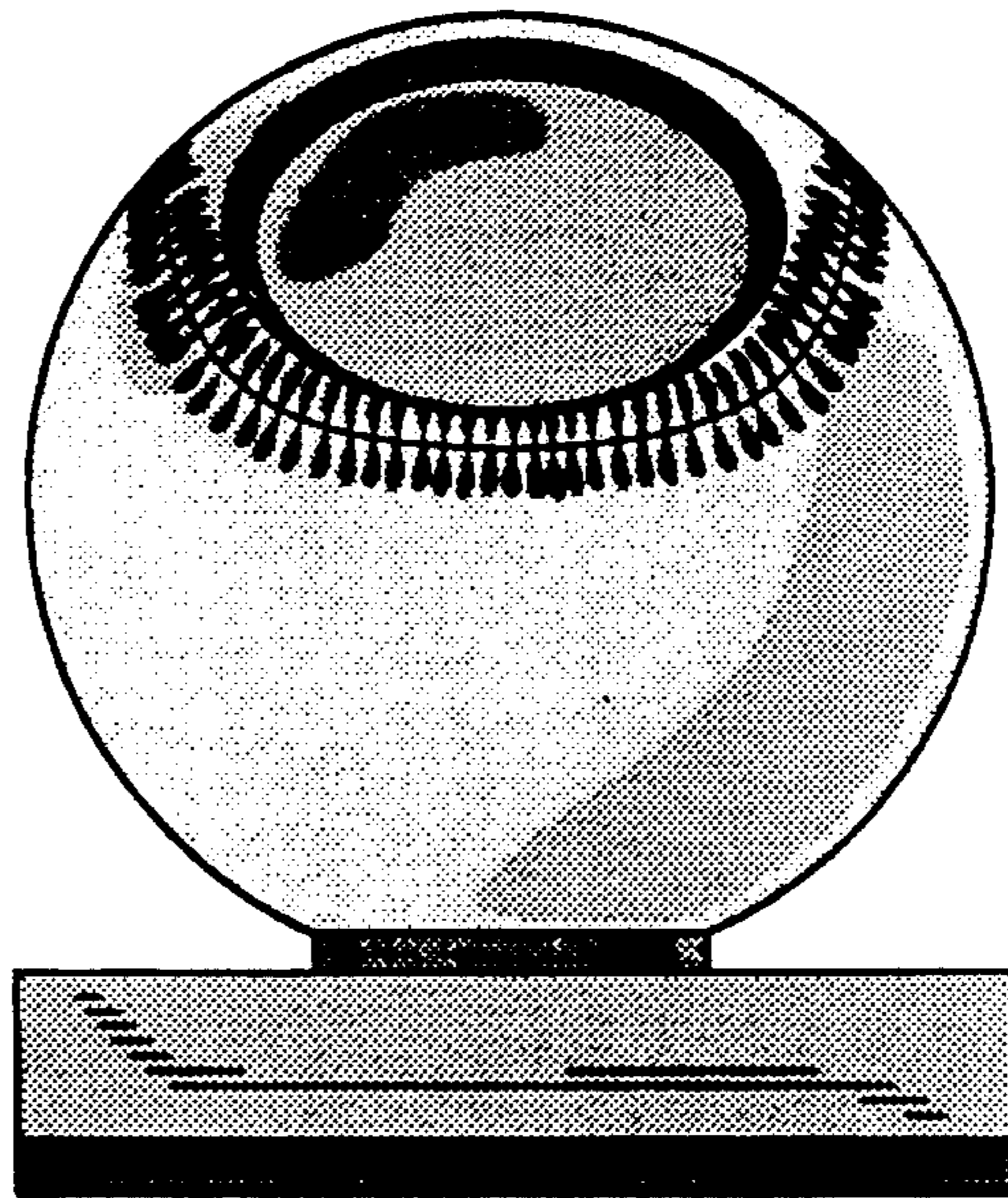


Figure 3

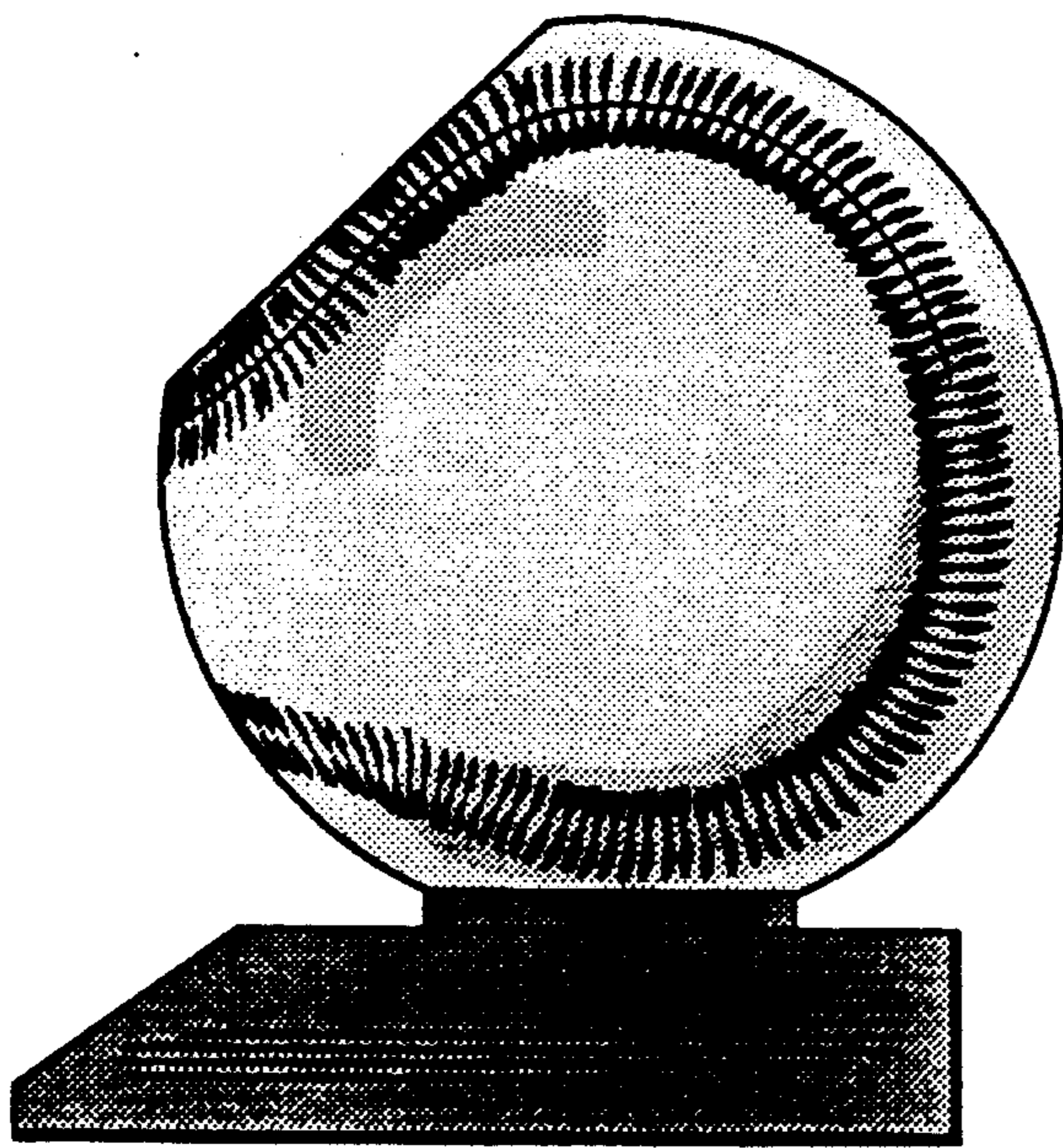


Figure 4

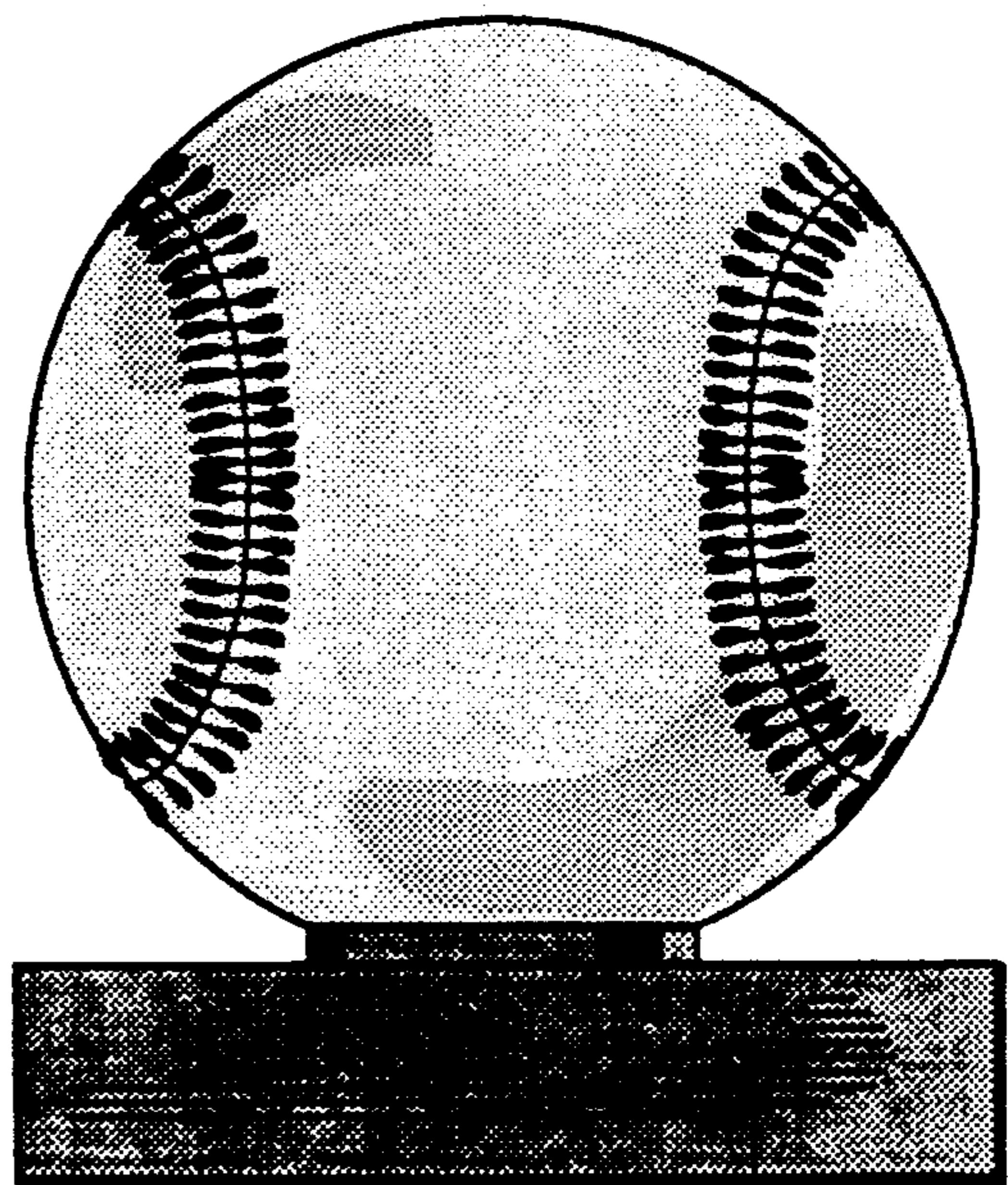


Figure 5




Figure 6