



US00D339228S

United States Patent [19]

[11] Patent Number: **Des. 339,228**

Moos et al.

[45] Date of Patent: **** Sep. 14, 1993**

[54] **COMBINED TACKLE BOX AND LIGHT**

D. 326,893 6/1992 Kolesar D3/38
417,979 12/1889 Borchardt 43/57.1
3,639,021 2/1972 Fee 206/315.11 X

[76] Inventors: **John D. Moos**, 252 Glenbrook St.,
New Braunfels, Tex. 78130; **Justin D. Grudzinski**, Rt. 6 Box 481 Lot #2,
New Braunfels, Tex. 78130

Primary Examiner—A. Hugo Word
Assistant Examiner—Doris V. Coles
Attorney, Agent, or Firm—Leon Gilden

[**] Term: **14 Years**

[57] **CLAIM**

[21] Appl. No.: **731,899**

The ornamental design for a combined tackle box and light, as shown and described.

[22] Filed: **Jul. 18, 1991**

[52] U.S. Cl. **D3/38; D26/38**

DESCRIPTION

[58] **Field of Search** **D26/37-50,**
D26/38, 51; D3/38, 78, 74, 36, 33; 206/315.11;
312/902; 43/54.1, 57.1, 57.2, 57.3

FIG. 1 is a front elevational view of the combined tackle box and light showing my new design;
FIG. 2 is a rear elevational view thereof;
FIG. 3 is a left side elevational view thereof;
FIG. 4 is a right side elevational view thereof;
FIG. 5 is a top plan view thereof;
FIG. 6 is a bottom plan view thereof; and,
FIG. 7 is a perspective view thereof in the open position.

[56] **References Cited**

U.S. PATENT DOCUMENTS

D. 242,083 10/1976 Jean D3/38
D. 325,122 4/1992 Meyers D3/38
D. 325,672 4/1992 Baker D3/38



FIG. 1




FIG. 2




FIG. 3




FIG. 4




FIG. 5

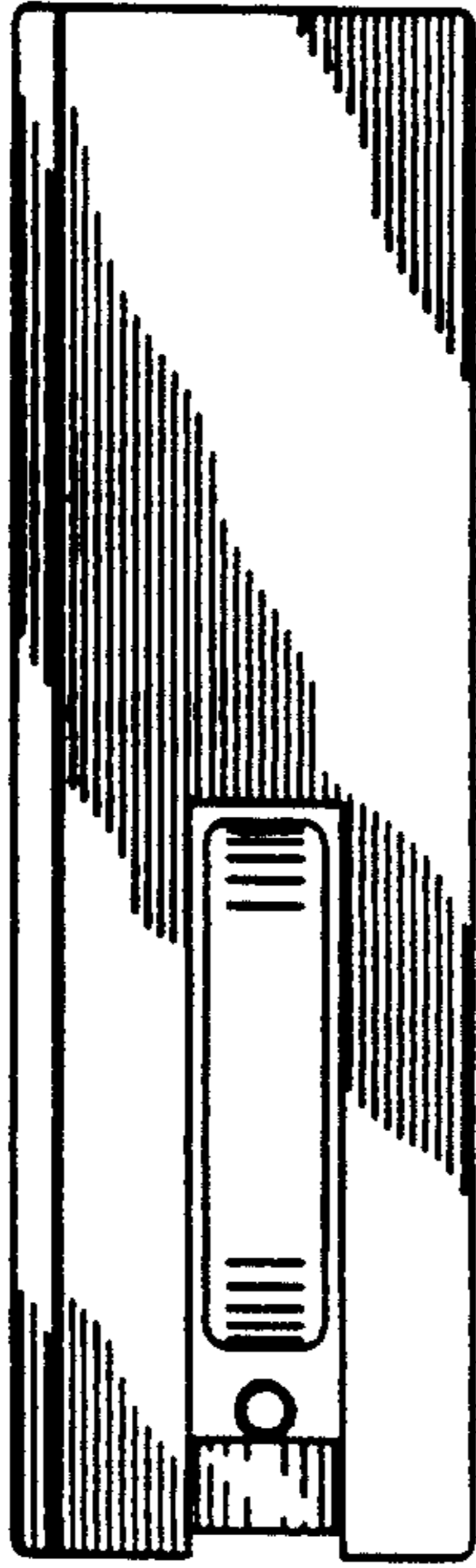


FIG. 6

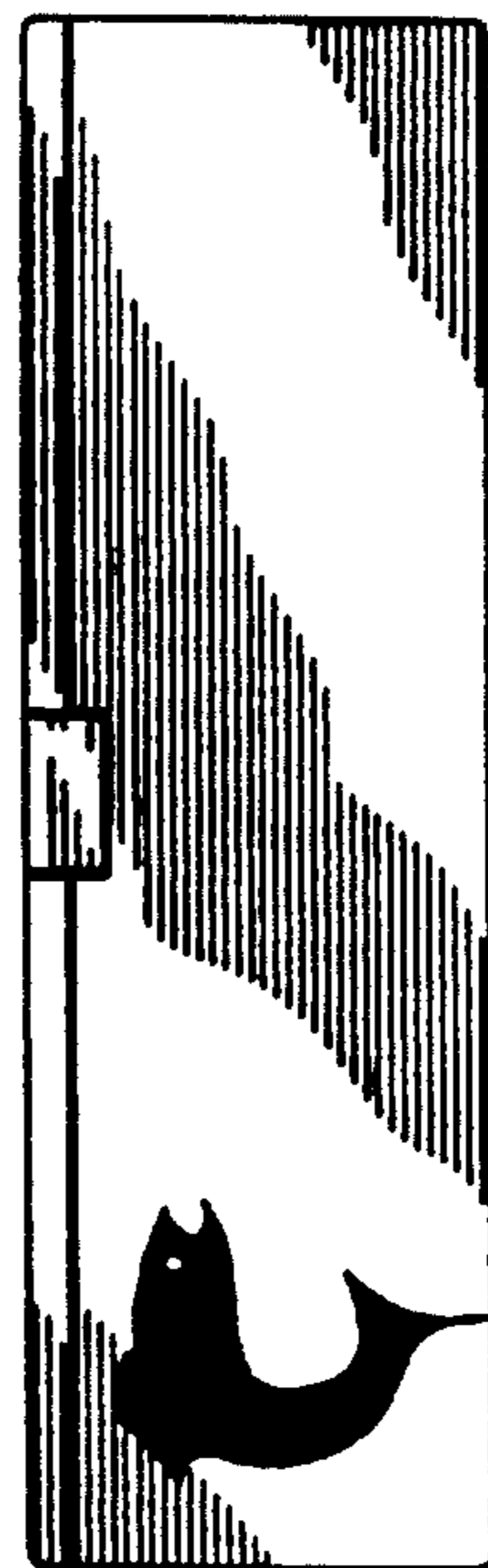


FIG. 7

