



US00D339222S

United States Patent [19]

[11] Patent Number: Des. 339,222

Hatfield et al.

[45] Date of Patent: ** Sep. 14, 1993

[54] **SHOE SOLE PERIPHERY**

[75] Inventors: **Tinker L. Hatfield**, Portland; **David W. Hoeft**, Beaverton, both of Oreg.

[73] Assignee: **Nike, Inc.**, Beaverton, Oreg.

[**] Term: **14 Years**

[21] Appl. No.: **2,430**

[22] Filed: **Dec. 11, 1992**

[52] U.S. Cl. **D2/314**

[58] Field of Search **D2/264, 265, 308-314, D2/317-323; 36/25 R, 28, 29, 32 R, 45, 83, 84, 89, 100-107, 112-114, 132, 136**

[56] **References Cited**

U.S. PATENT DOCUMENTS

D. 290,660	7/1987	Selbiger	D2/320
D. 292,242	10/1987	Kelley	D2/320
D. 316,324	4/1991	Rogers	D2/320
D. 316,626	5/1991	Hatfield	D2/320
D. 321,585	11/1991	Rogers	D2/314
D. 321,974	12/1991	Hatfield	D2/320
D. 324,294	3/1992	Hatfield	D2/374
D. 330,797	11/1992	Lucas	D2/314
D. 330,798	11/1992	Hatfield	D2/318
D. 332,861	2/1993	Worthington	D2/314
D. 333,208	2/1993	Lucas	D2/318 X
D. 333,720	3/1993	Hatfield	D2/314
D. 334,278	3/1993	Greene	D2/314
D. 334,280	3/1993	Teague	D2/314
4,759,136	7/1988	Stewart et al.	36/114

OTHER PUBLICATIONS

Nike Footwear Catalog, Fall 1992, pp. 8 and 42, published Dec. 1991.

Nike Footwear Catalog, Spring 1992, pp. 8 and 12, published May 1991.

Nike Footwear Catalog, Fall 1991, pp. 8, 14 and 146, published Dec. 1990.

Nike Footwear Catalog, Spring 1991, p. 8, published Jun. 1990.

Primary Examiner—Louis S. Zarfes
Attorney, Agent, or Firm—Banner, Birch, McKie & Beckett

[57] **CLAIM**

The ornamental design for a shoe sole periphery, as shown and described.

DESCRIPTION

FIG. 1 is a side elevational view of one side of a shoe sole periphery showing our new design;

FIG. 2 is a side elevational view of the other side of the shoe sole periphery shown in FIG. 1;

FIG. 3 is a front elevational view of a shoe sole periphery shown in FIG. 1;

FIG. 4 is a rear elevational view of the shoe sole periphery shown in FIG. 1;

FIG. 5 is a cross section taken along line 5—5 of FIG. 1;

FIG. 6 is a cross section taken along line 6—6 of FIG. 1;


FIG. 7 is a cross section taken along line 7—7 of FIG. 1;

FIG. 8 is a cross section taken along line 8—8 of FIG. 1;

FIG. 9 is a cross section taken along line 9—9 of FIG. 2; and,

FIG. 10 is a cross section taken along line 10—10 of FIG. 2.

The broken line showing of a shoe outsole and a shoe upper in FIGS. 1-4 are for illustrative purposes and form no part of the claimed design.



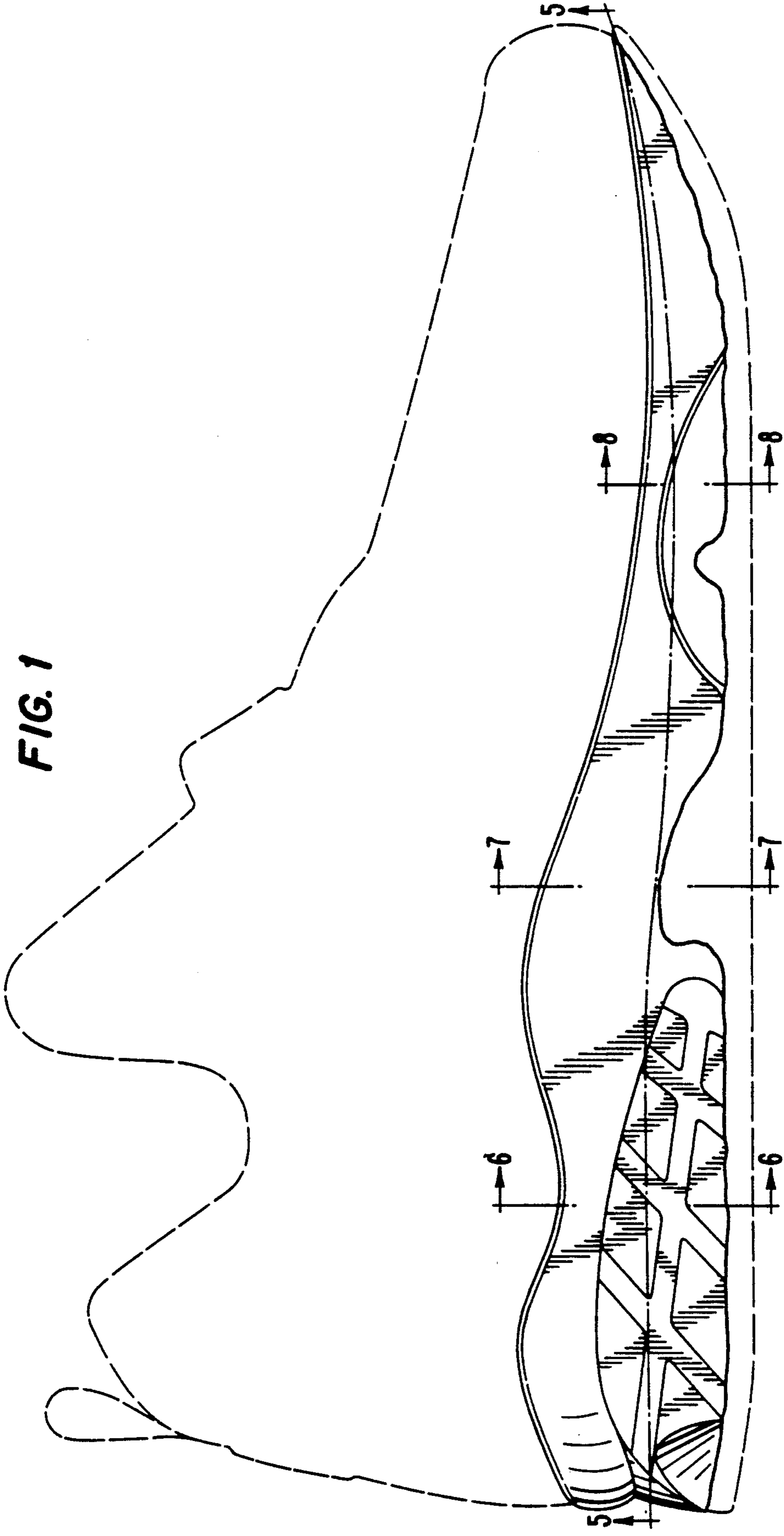


FIG. 1

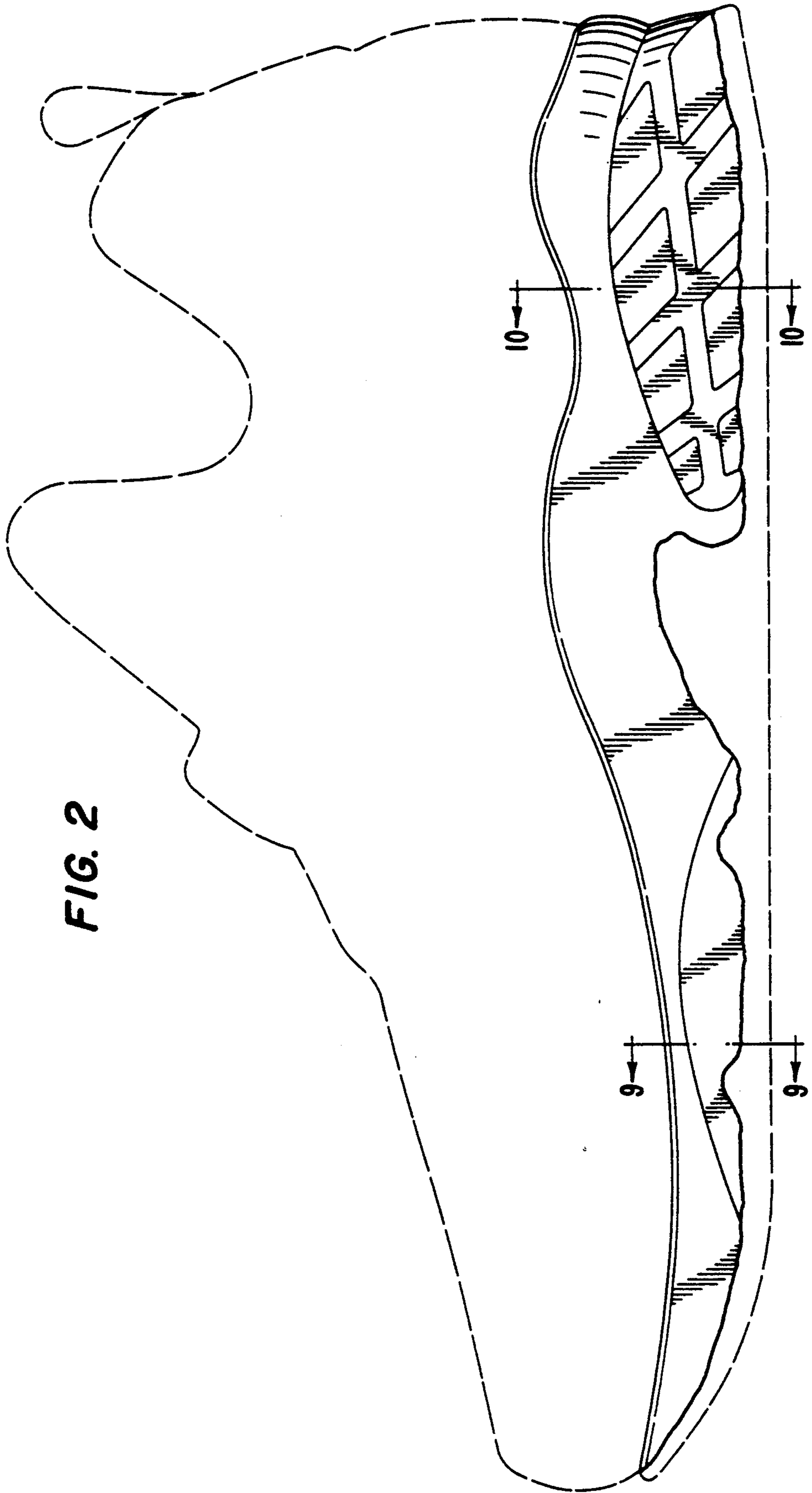


FIG. 2

FIG. 4

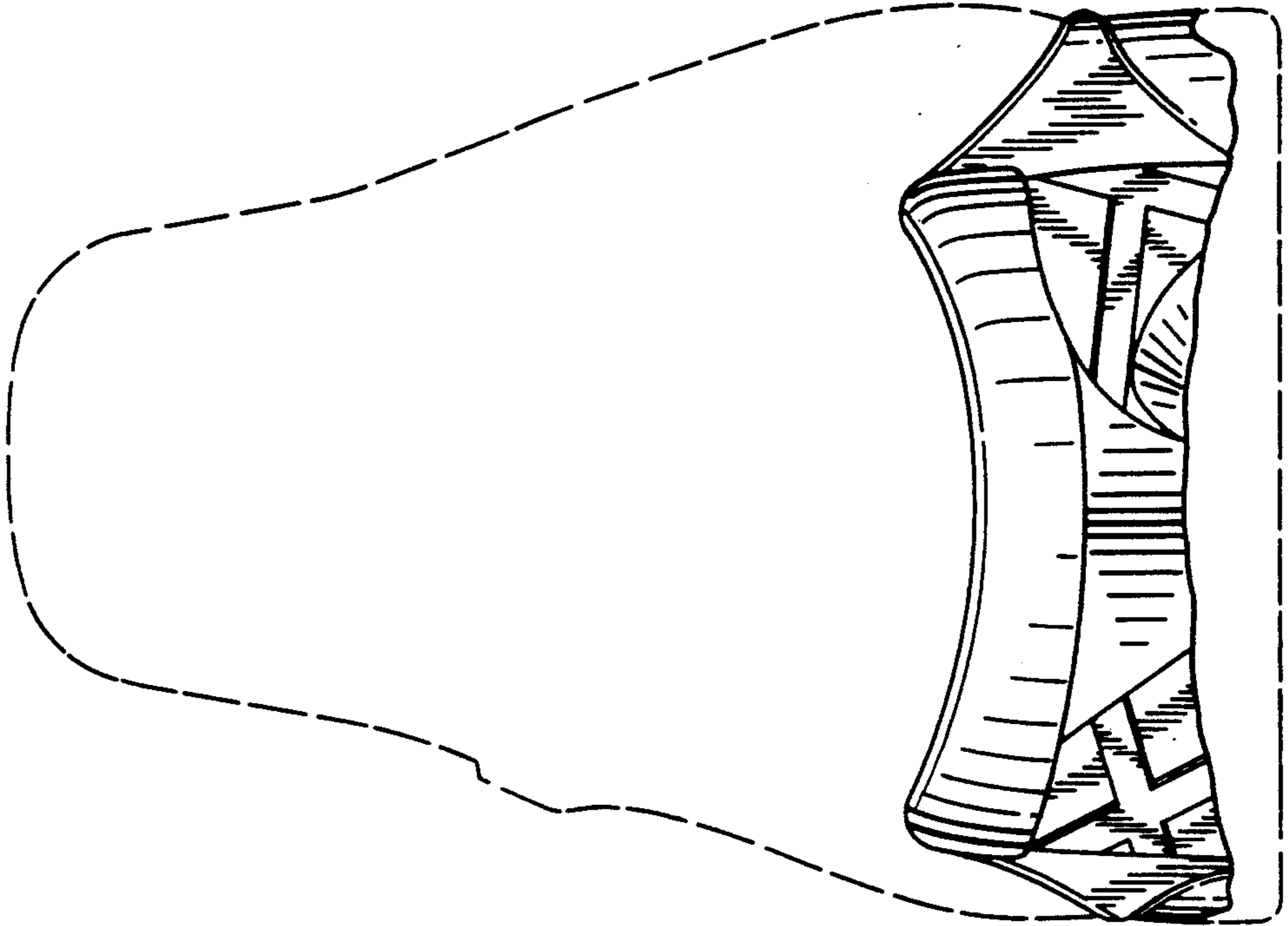


FIG. 3

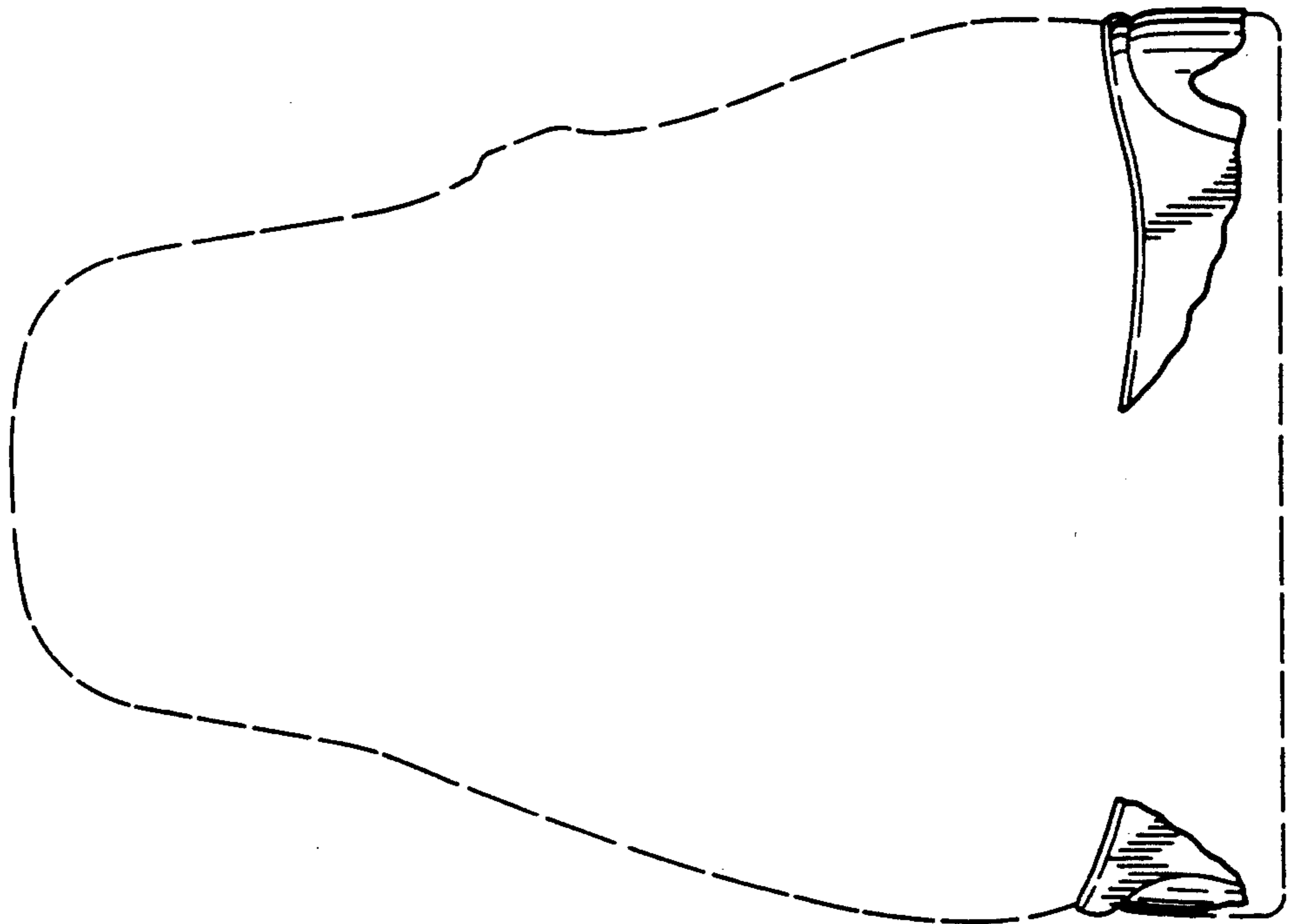


FIG. 5

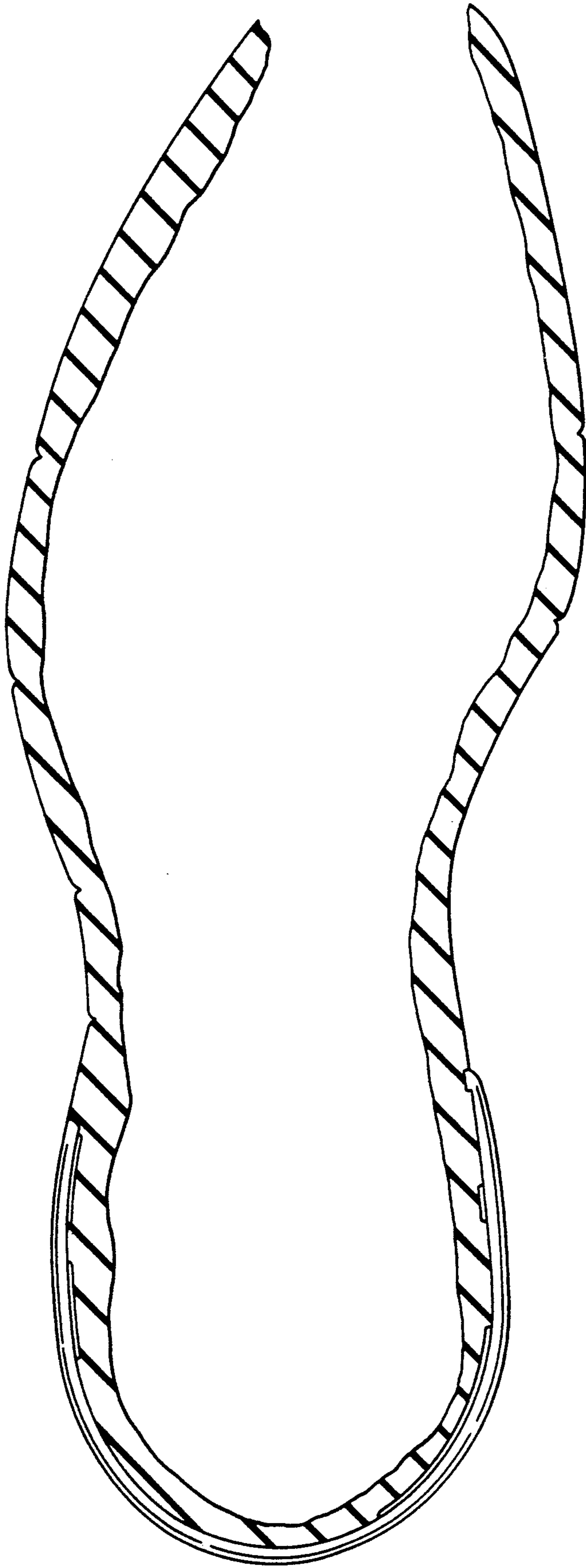


FIG. 6



FIG. 7



FIG. 8



FIG. 9



FIG. 10

