



US00D339217S

United States Patent [19]

[11] Patent Number: **Des. 339,217**

McCue et al.

[45] Date of Patent: **** Sep. 7, 1993**

[54] **AMBULANCE ATTENDANT'S HARNESS AND VEST COMBINATION**

D. 298,475 11/1988 Viio D29/10
317,474 5/1885 Strouse 2/44

[76] Inventors: **Patrick O. McCue**, 2108 W. Virginia Ave., Phoenix, Ariz. 85009; **Nedward B. Dunnington**, Rte. 3, Box 386, Buckeye, Ariz. 85326

Primary Examiner—Ruth McInroy
Attorney, Agent, or Firm—Warren F. B. Lindsley

[**] Term: **14 Years**

[57] **CLAIM**

The ornamental design for an ambulance attendant's harness and vest combination, as shown and described.

[21] Appl. No.: **935,724**

DESCRIPTION

[22] Filed: **Aug. 27, 1992**

[52] U.S. Cl. **D29/11**

[58] Field of Search **D29/10-11;**
D24/190; 2/2, 44-45, 92, 312; 128/869, 870,
874-876; 280/290; 297/465, 468, 486, 487;
D2/10, 190-191

FIG. 1 is a front and left side perspective view of an ambulance attendant's harness and vest combination showing our new design;

FIG. 2 is a rear and right side perspective view thereof; and,

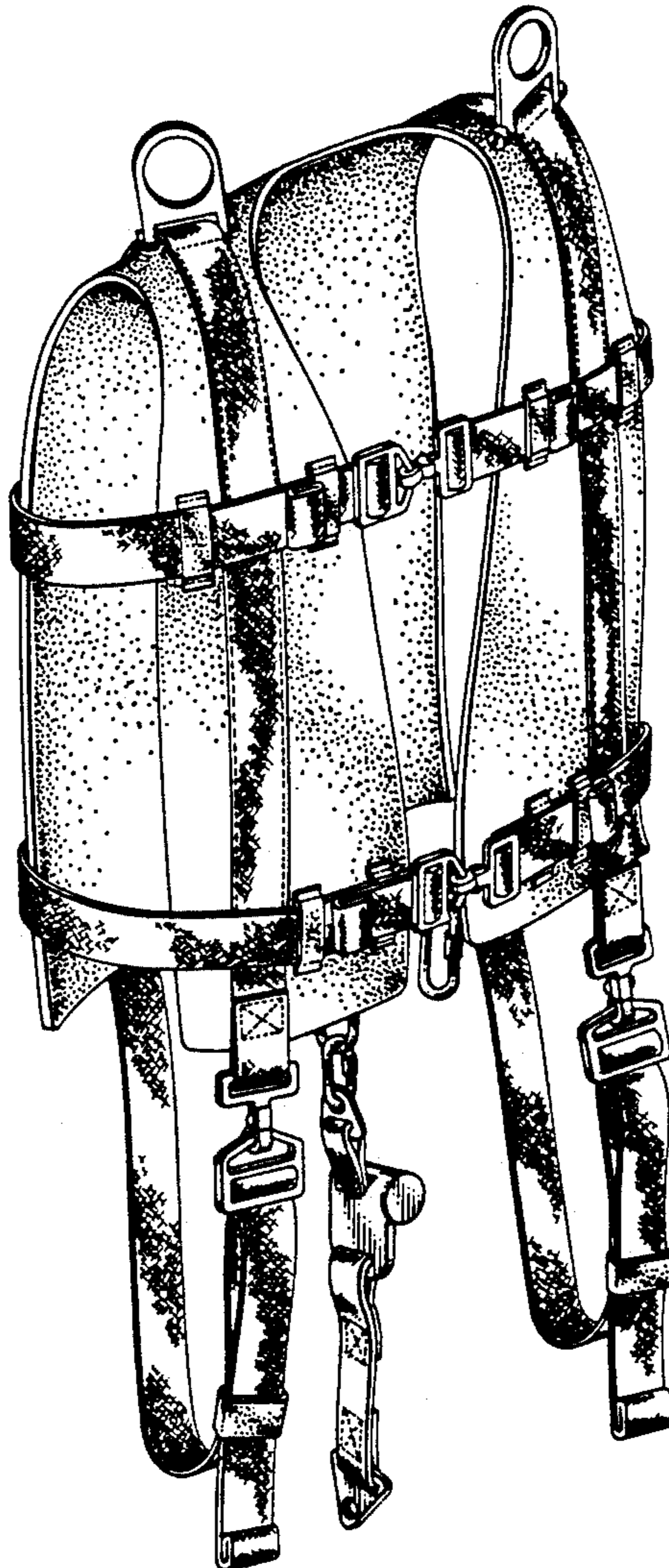
FIG. 3 is a left side elevational view thereof, the right side being a mirror image.

The broken lines on the straps in FIGS. 1-3 represent conventional stitching. The crosshatch shading on the straps in all views is understood to repeat throughout the indicated area.

[56] **References Cited**

U.S. PATENT DOCUMENTS

D. 252,716 8/1979 Chadwick D29/11



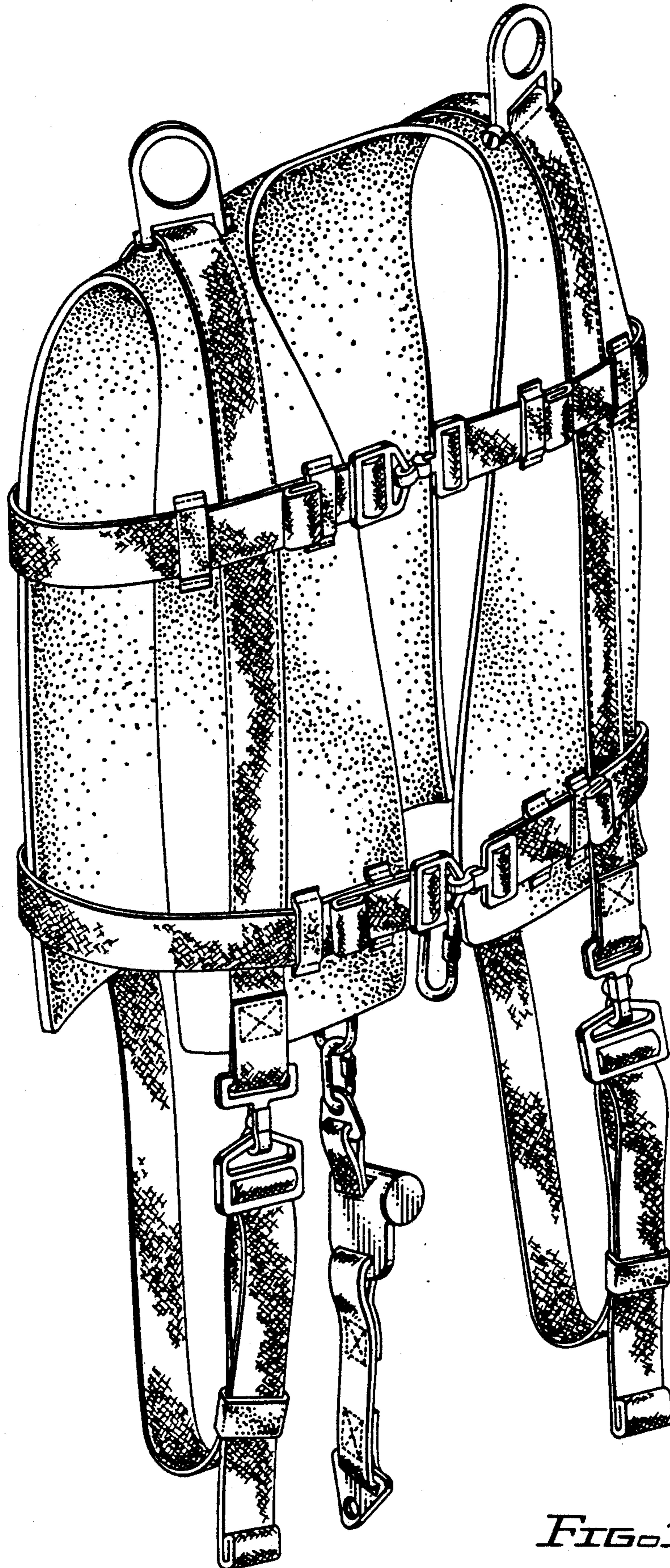


FIG 1

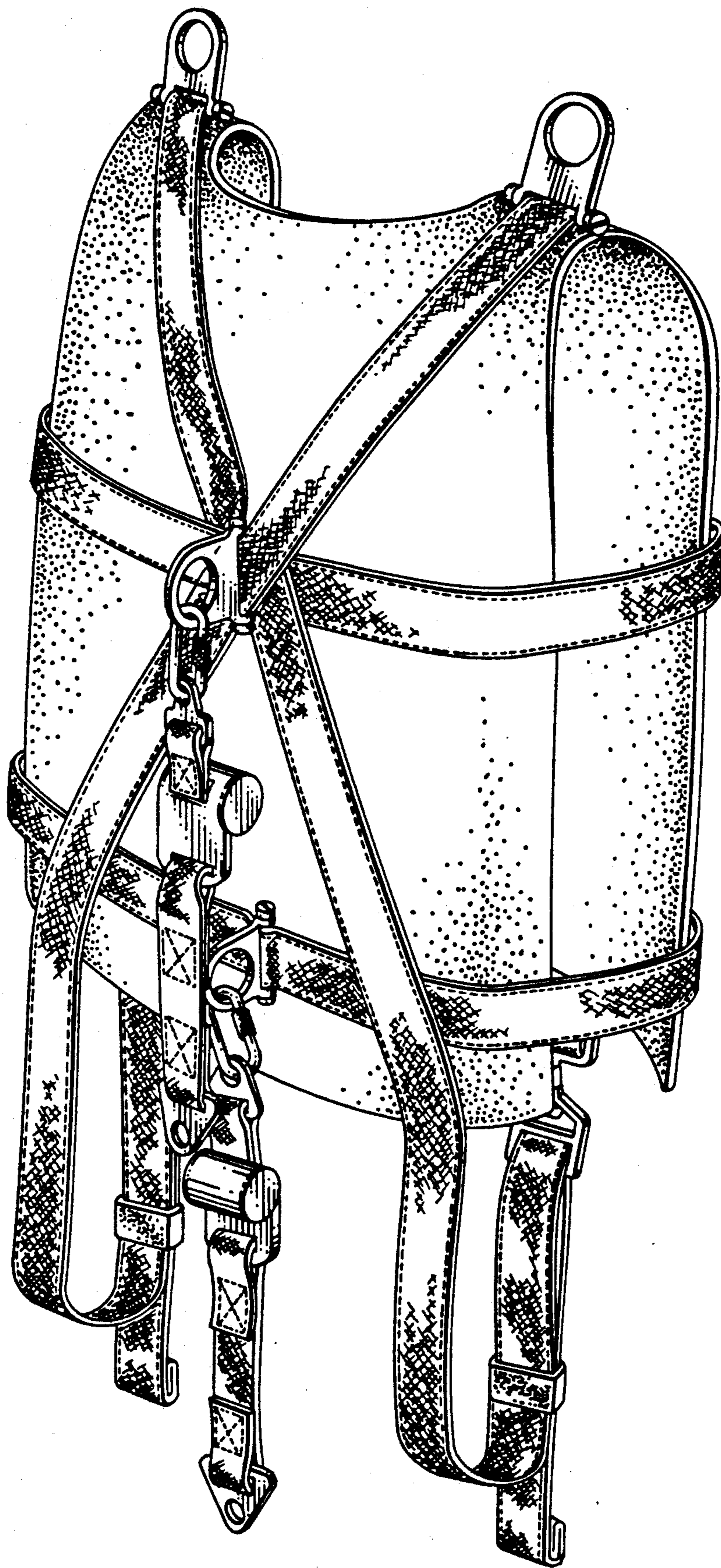


FIG. 2

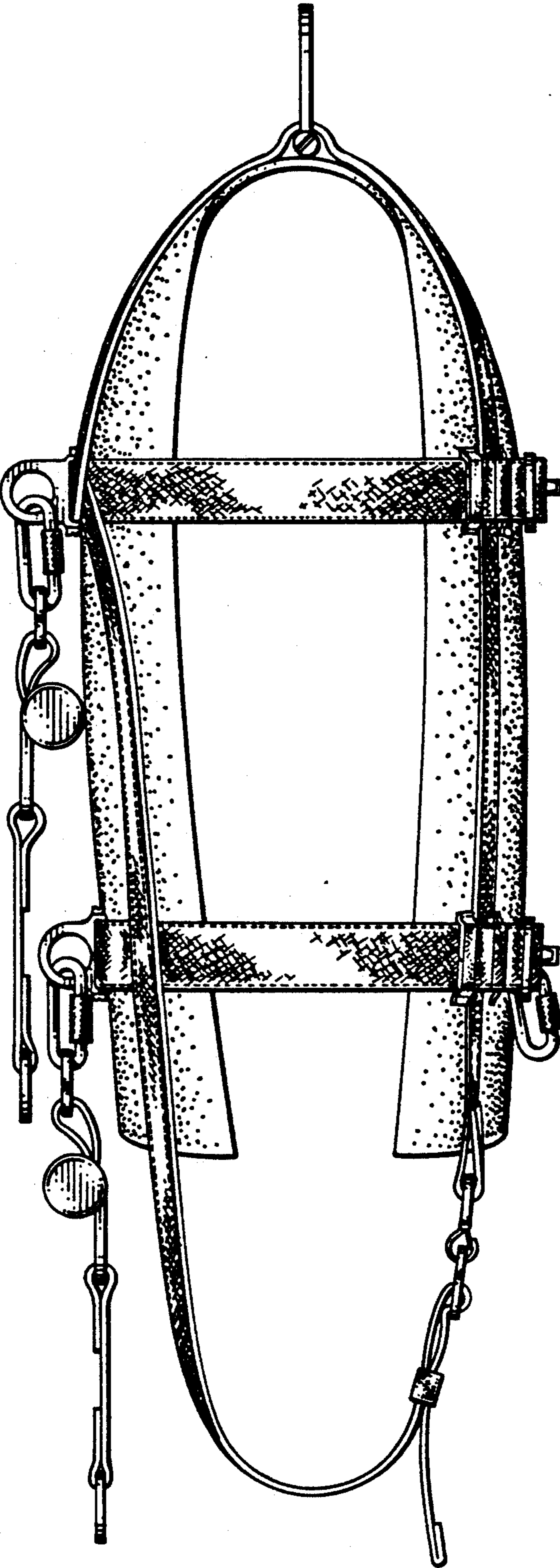


FIG. 3