



US00D339215S

United States Patent [19]

[11] Patent Number: **Des. 339,215**

Spencer, Jr.

[45] Date of Patent: **** Sep. 7, 1993**

[54] **DENTAL FLOSS DISPENSER**

2,929,541 3/1960 Castelli et al. .
3,246,815 4/1966 Aronson .
3,480,190 11/1969 Freedman .
4,162,688 7/1979 Tarrson et al. .

[75] Inventor: **John W. Spencer, Jr.,** Rising Sun, Md.

[73] Assignee: **W. L. Gore & Associates, Inc.,** Newark, Del.

Primary Examiner—Wallace R. Burke
Assistant Examiner—M. H. Tung
Attorney, Agent, or Firm—Gary A. Samuels

[**] Term: **14 Years**

[57] **CLAIM**

[21] Appl. No.: **836,050**

The ornamental design for a dental floss dispenser, as shown and described.

[22] Filed: **Feb. 12, 1992**

[52] U.S. Cl. **D28/64**

[58] Field of Search **D28/64; D7/300.2;**
132/321-329; 206/388, 63.5

DESCRIPTION

[56] **References Cited**

U.S. PATENT DOCUMENTS

- D. 228,188 8/1973 Howison D28/64
- D. 271,431 11/1983 Seelig .
- D. 300,961 5/1989 Woodman et al. D28/64
- D. 326,339 5/1992 Sherman et al. D28/64

FIG. 1 is a perspective view of a dental floss dispenser showing my new design;
 FIG. 2 is a front elevational view thereof;
 FIG. 3 is a side view thereof, the opposite side being a mirror image;
 FIG. 4 is a rear view thereof;
 FIG. 5 is a top view thereof; and,
 FIG. 6 is a bottom view thereof.




FIG. 1




FIG. 2

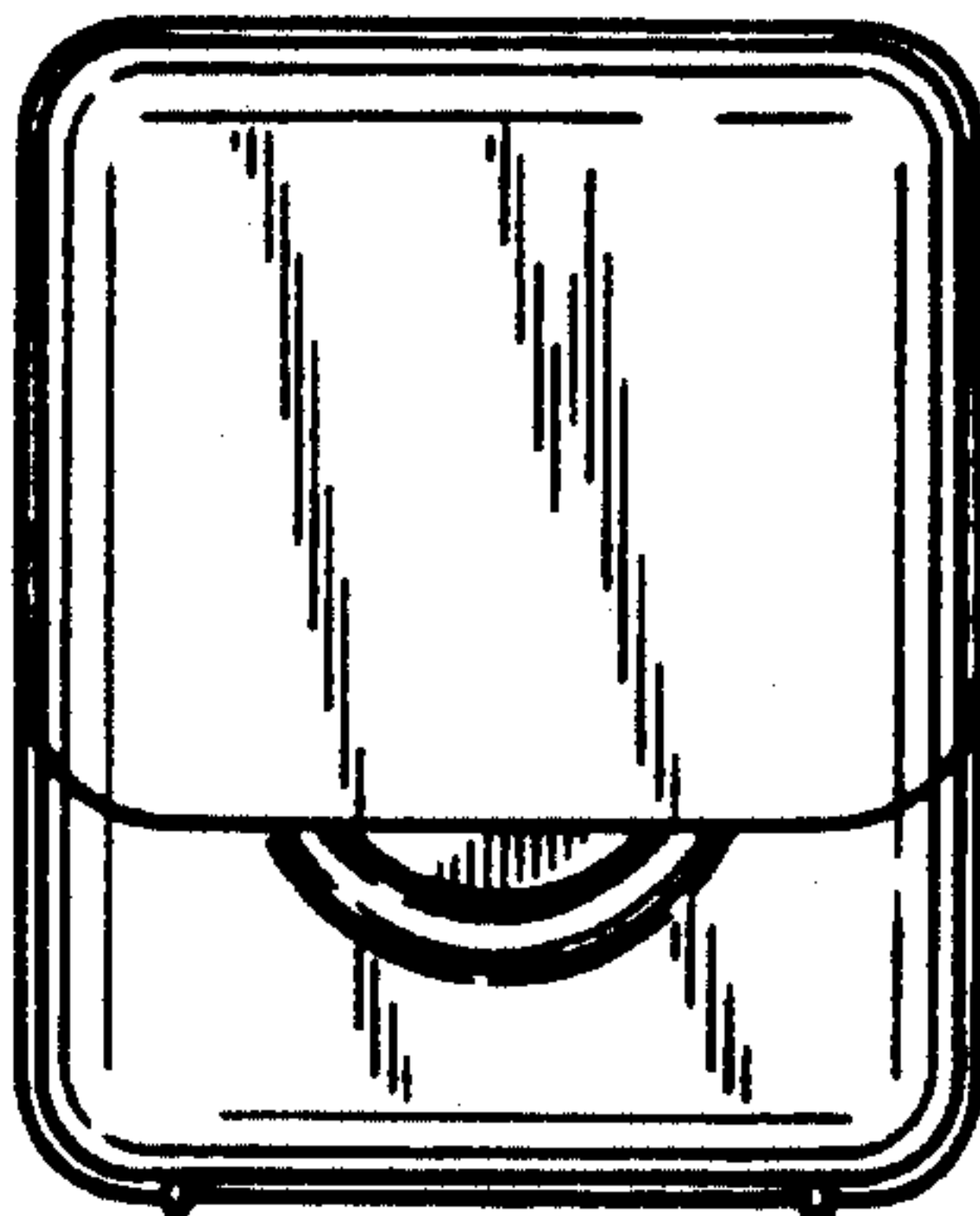


FIG. 3



FIG. 4

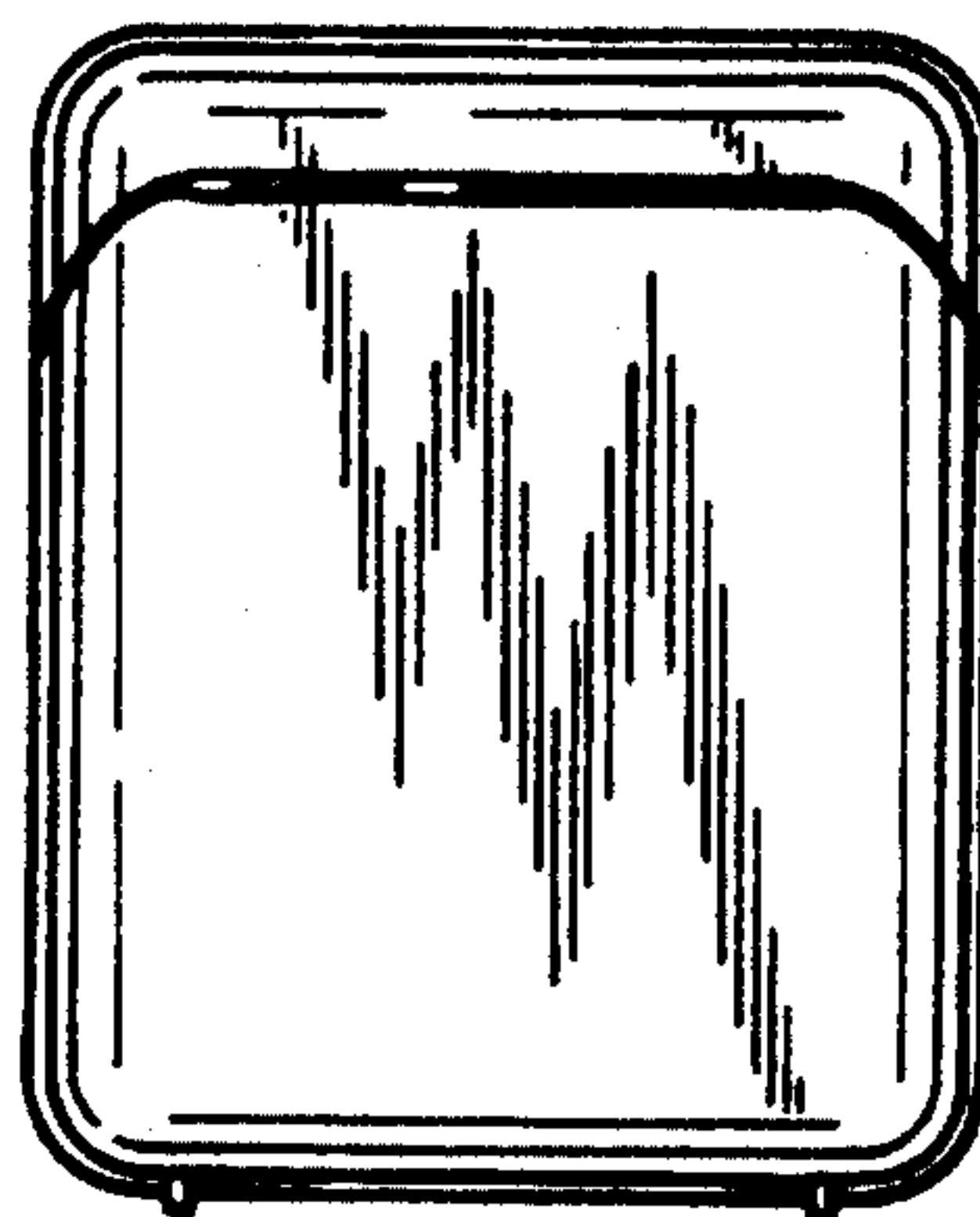


FIG. 5




FIG. 6

