



US00D339212S

United States Patent [19]
Carleton

[11] **Patent Number: Des. 339,212**

[45] **Date of Patent: ** Sep. 7, 1993**

[54] **ROTARY CLIPPER FOR NOSE HAIR**

[76] **Inventor: William W. Carleton, 1632 Yale St.,
Box 109, North Las Vegas, Nev.
89030**

[**] **Term: 14 Years**

[21] **Appl. No.: 733,281**

[22] **Filed: Jul. 22, 1991**

[52] **U.S. Cl. D28/53**

[58] **Field of Search D28/56-59;
30/26-28; 132/74-75.8**

[56] **References Cited**

U.S. PATENT DOCUMENTS

D. 110,010	6/1938	Acocella	D28/58
D. 233,957	12/1974	Struck	D28/53
D. 305,162	12/1989	Mockovak	D28/53
3,925,888	12/1975	Bozsanyi	30/29.5
4,958,432	9/1990	Marshall	30/29.5
5,012,576	5/1991	Johannesson	30/29.5

FOREIGN PATENT DOCUMENTS

2615019 12/1977 Fed. Rep. of Germany 30/29.5
1451856 7/1966 France 30/29.5

Primary Examiner—B. J. Bullock
Assistant Examiner—C. Tuttle
Attorney, Agent, or Firm—Leon Gilden

[57] **CLAIM**

The ornamental design for a rotary clipper for nose hair, as shown and described.

DESCRIPTION

FIG. 1 is a front elevational view of a rotary clipper for nose hair showing my new design;
FIG. 2 is a rear elevational view thereof;
FIG. 3 is a left side elevational view thereof;
FIG. 4 is a right side elevational view thereof;
FIG. 5 is a top plan view thereof shown on an enlarged scale;
FIG. 6 is a bottom plan view thereof; and,
FIG. 7 is a perspective view thereof.




FIG. 1

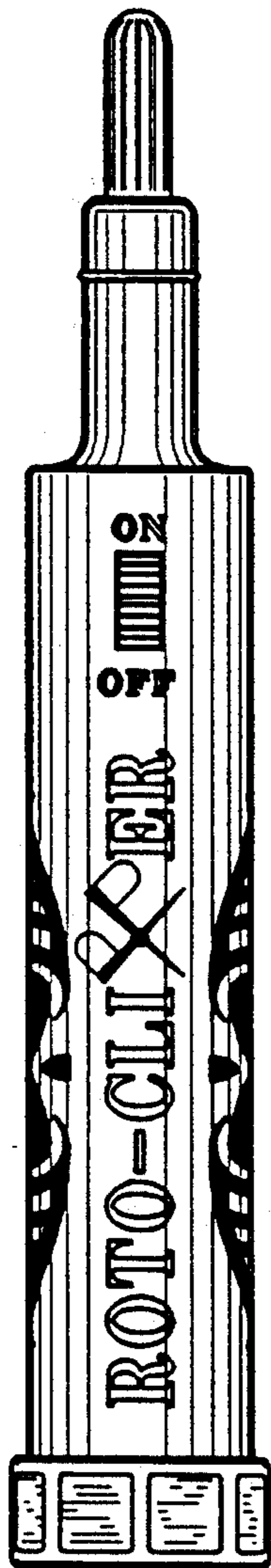


FIG. 2




FIG. 3




FIG. 4




FIG. 5

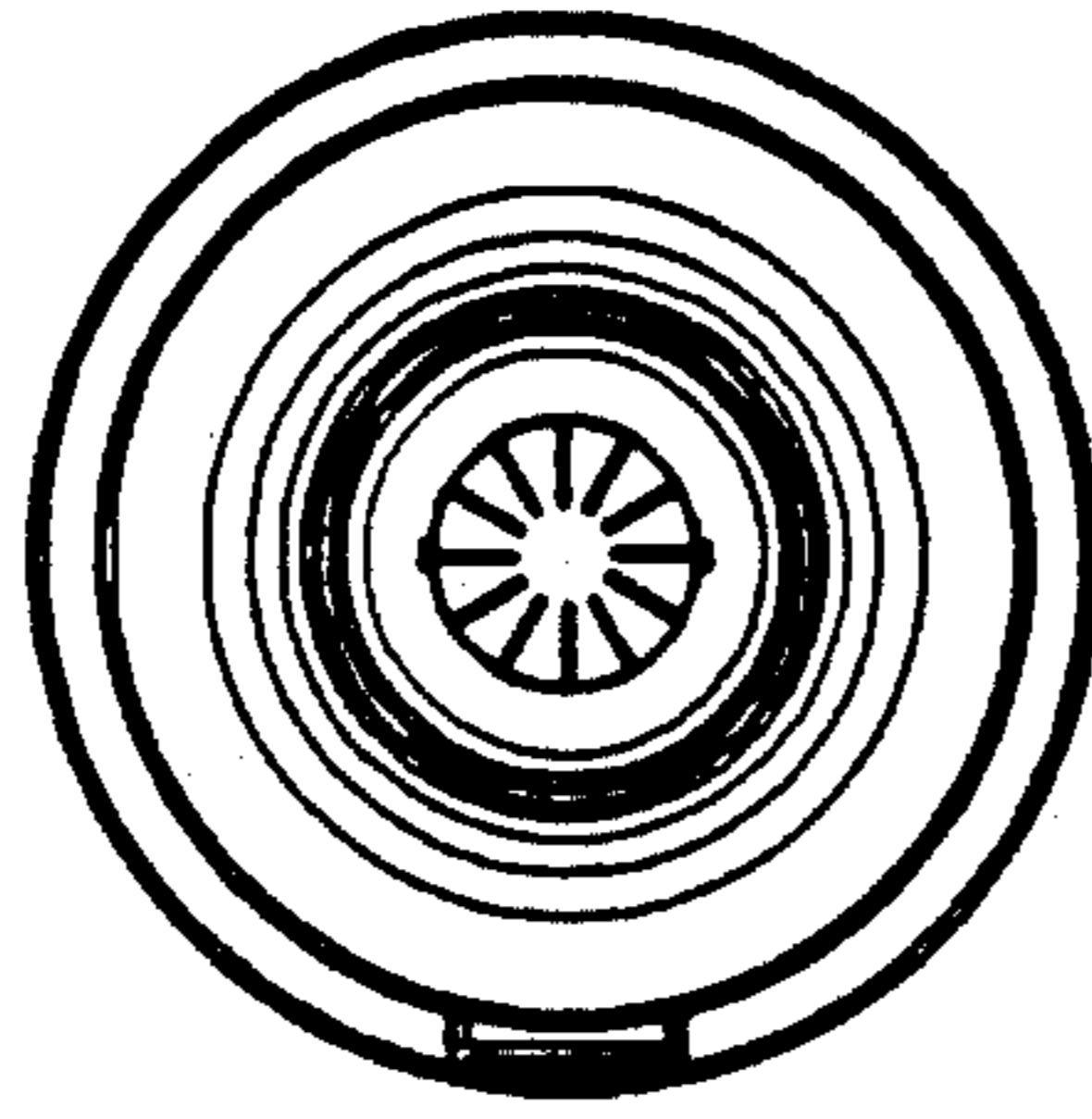


FIG. 6

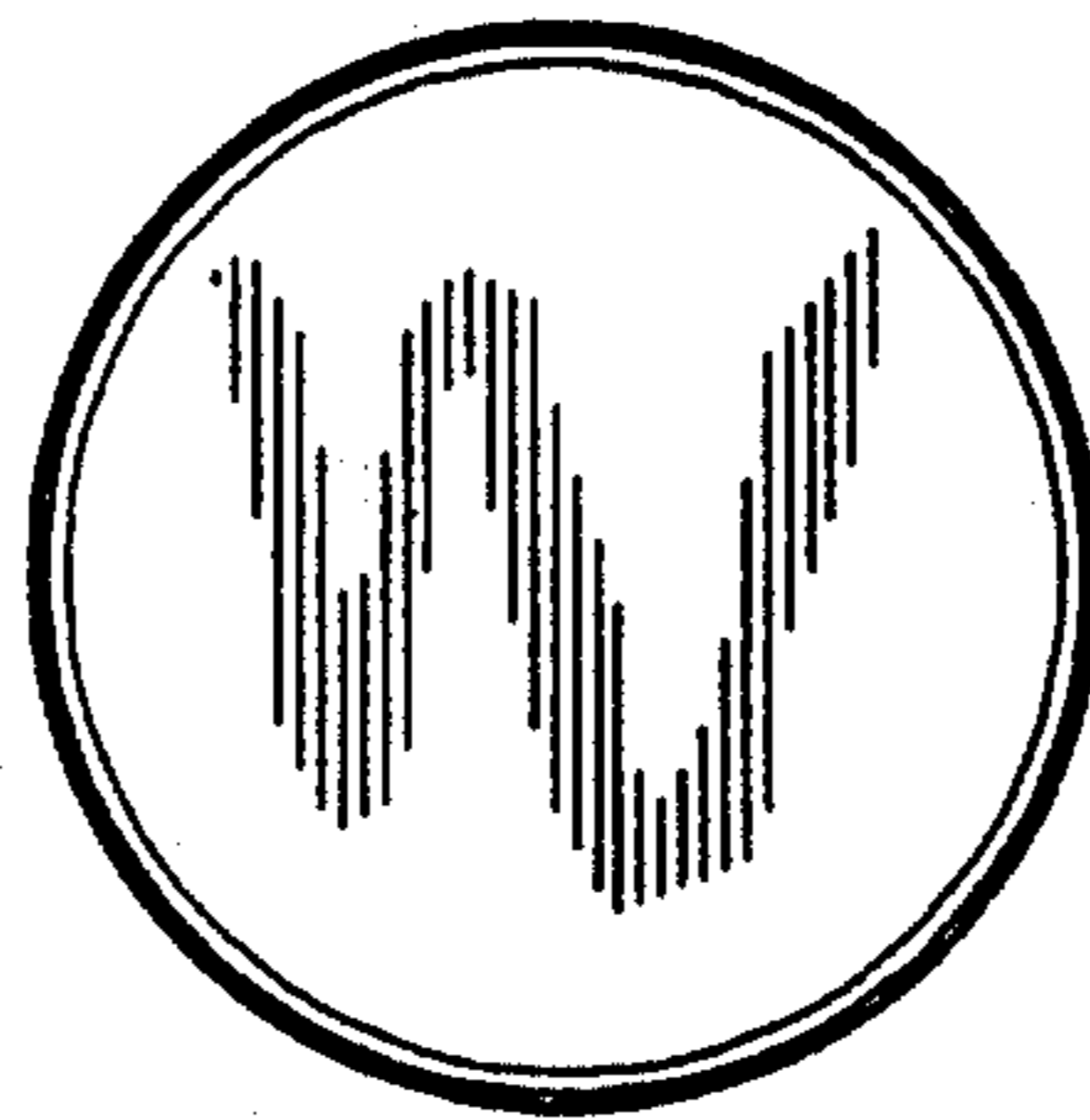


FIG. 7

