



US00D339198S

# United States Patent [19]

[11] Patent Number: **Des. 339,198**

**Mochida**

[45] Date of Patent: **\*\* Sep. 7, 1993**

[54] **ELECTRIC MASSAGER**

[75] Inventor: **Taro Mochida, Kadoma, Japan**

[73] Assignee: **Matsushita Electric Works, Ltd., Osaka, Japan**

[\*\*] Term: **14 Years**

[21] Appl. No.: **718,839**

[22] Filed: **Jun. 21, 1991**

[52] U.S. Cl. .... **D24/214; D4/136; D24/211**

[58] Field of Search ..... **D24/214, 215, 211; D4/132, 134, 136, 138, 114, 115, 130; 128/32, 35, 62 R, 24 R, 24.1, 24.2, 24.4, 24.5**

[56] **References Cited**

**U.S. PATENT DOCUMENTS**

- D. 200,525 3/1965 Kellogg ..... D24/211 X
- D. 201,429 6/1965 Hartwell ..... D24/211 X
- D. 205,981 10/1966 Sang ..... D24/214

- D. 226,045 1/1973 Yran ..... D4/130 X
- D. 226,583 3/1973 Welch ..... D24/214
- D. 265,247 6/1982 MacGregor ..... D24/214
- D. 281,625 12/1985 Yuen ..... D24/211

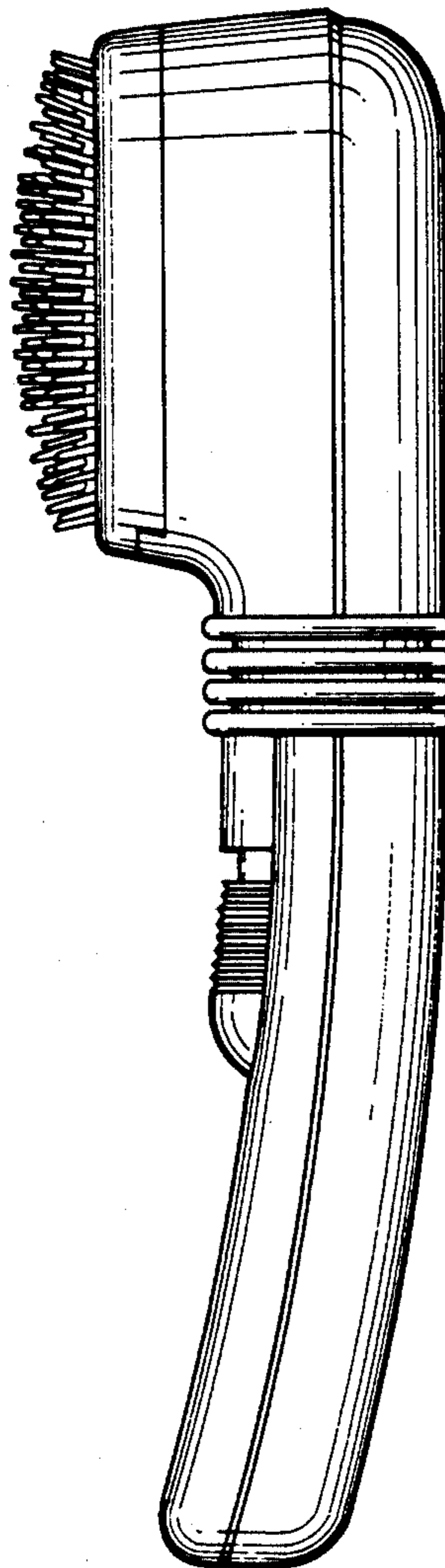
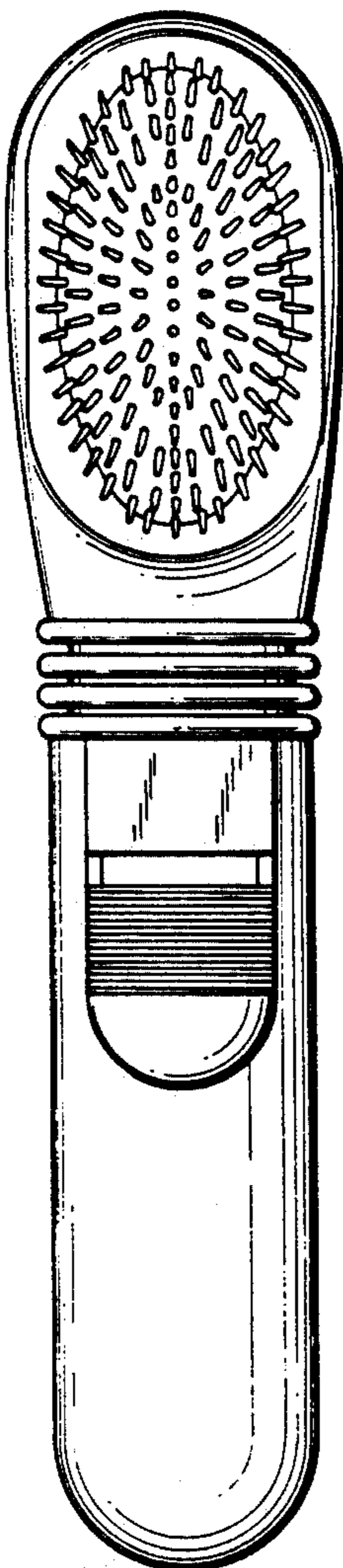
*Primary Examiner*—A. Hugo Word  
*Assistant Examiner*—I. Simmons  
*Attorney, Agent, or Firm*—Burns, Doane, Swecker & Mathis

[57] **CLAIM**

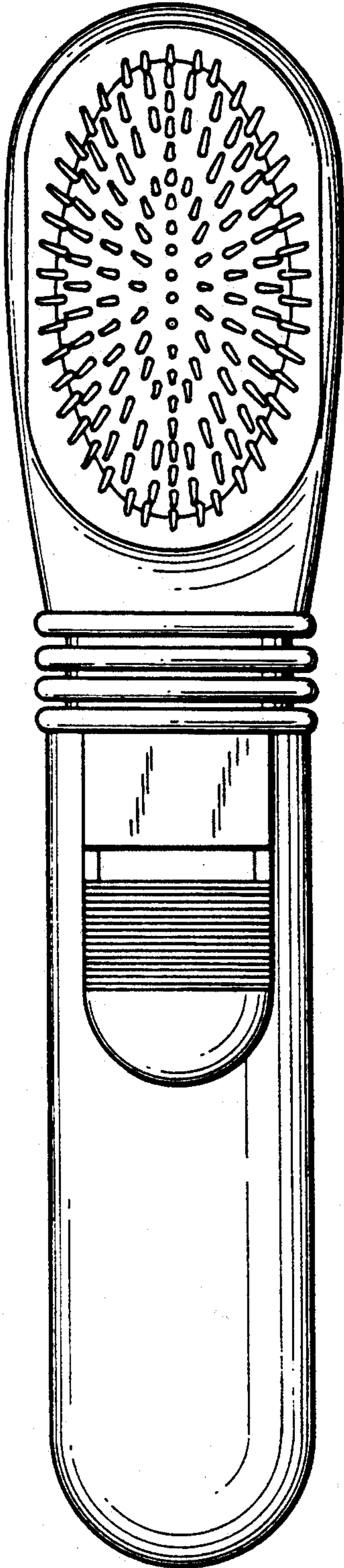
The ornamental design for an electric massager, as shown and described.

**DESCRIPTION**

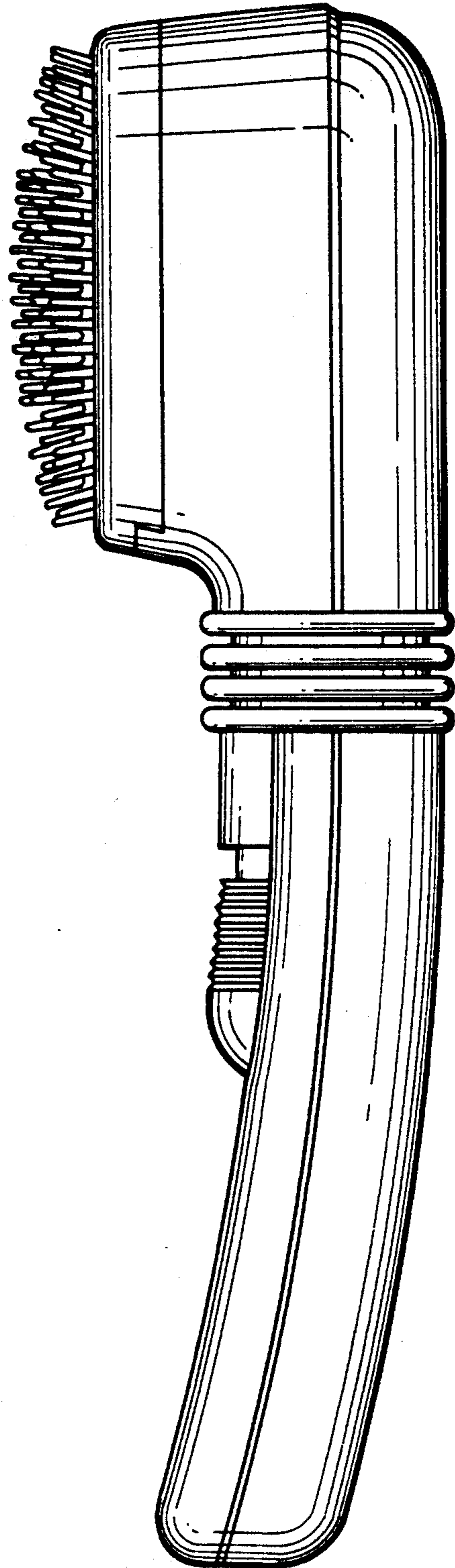
FIG. 1 is a front view of an electric massager showing my design;  
FIG. 2 is a right side elevational view thereof, the left side elevational view being identical thereto;  
FIG. 3 is a rear view thereof;  
FIG. 4 is a top plan view; and,  
FIG. 5 is a bottom plan view thereof.



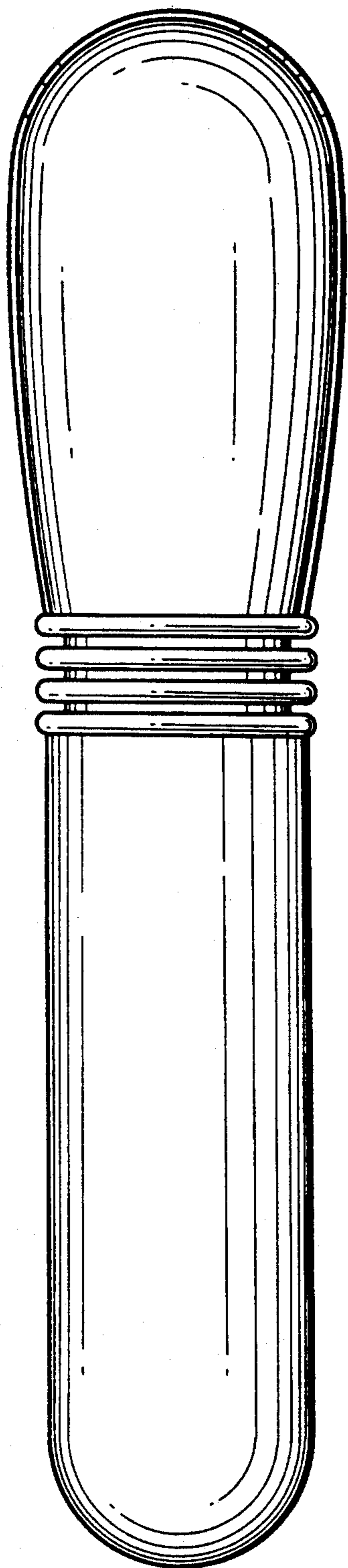
*Fig. 1*




*Fig. 2*



*Fig. 3*



*Fig. 4*



*Fig. 5*

