



US00D339186S

United States Patent [19]

[11] Patent Number: **Des. 339,186**

Vandergriff et al.

[45] Date of Patent: **** Sep. 7, 1993**

[54] **GAME MARKER FOR FIELD HUNTING**

3,815,412	6/1974	Heim	116/173
4,080,925	3/1978	Moore	116/173
4,742,796	5/1988	Halsey	.

[76] Inventors: **Gary L. Vandergriff**, 1303 Lawson, Midland, Tex. 79701; **Gary B. Crouch**, 1815 Dukes, Midland, Tex. 79705

Primary Examiner—Wallace R. Burke
Assistant Examiner—Marcus Jackson
Attorney, Agent, or Firm—Laubscher & Laubscher

[**] Term: **14 Years**

[57] **CLAIM**

[21] Appl. No.: **615,636**

The ornamental design for a game marker for field hunting, as shown and described.

[22] Filed: **Nov. 19, 1990**

[52] U.S. Cl. **D22/199; D10/109**

[58] Field of Search **D10/104, 109, 111, 113; D21/145; D11/165, 166, 168, 181, 182, 183; 116/173, 174, 175, 63 R, 63 P, 63 T; D22/199**

DESCRIPTION

[56] **References Cited**

U.S. PATENT DOCUMENTS

1,802,201	4/1931	Deck, Sr.	D21/145
2,869,507	1/1959	Boyer	116/173
2,905,140	9/1959	Acklam	116/173
3,395,577	8/1968	Keim	116/174
3,782,322	1/1974	Wilson	40/598

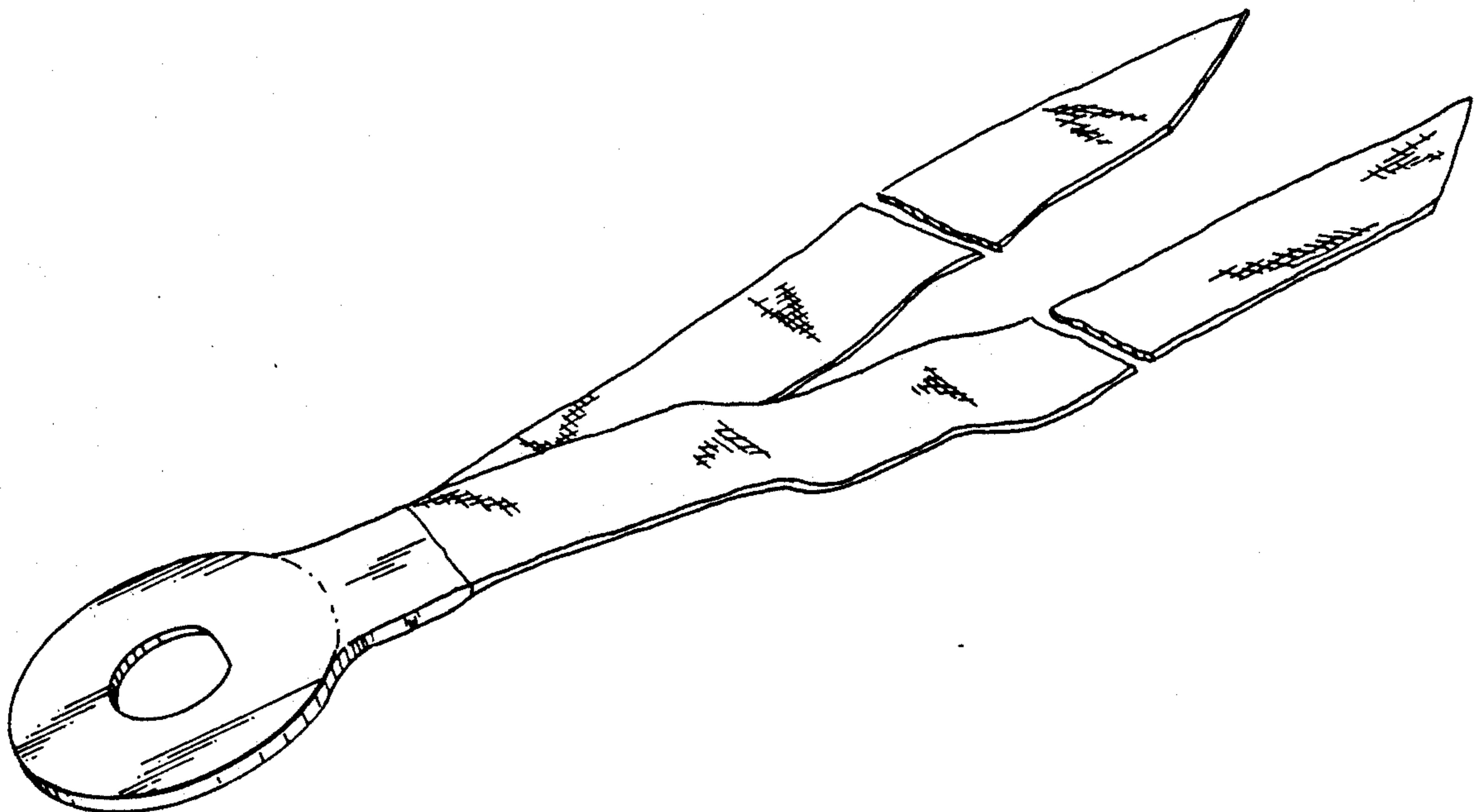
FIG. 1 is an enlarged perspective view of a game marker for field hunting showing our new design, with the center portion broken away to indicate indeterminate length;

FIG. 2 is a top plan view thereof, with the bottom being a mirror image;

FIG. 3 is a side elevational view thereof, with the opposite side being a mirror image;

FIG. 4 is a front elevational view thereof; and,

FIG. 5 is a rear elevational view thereof.




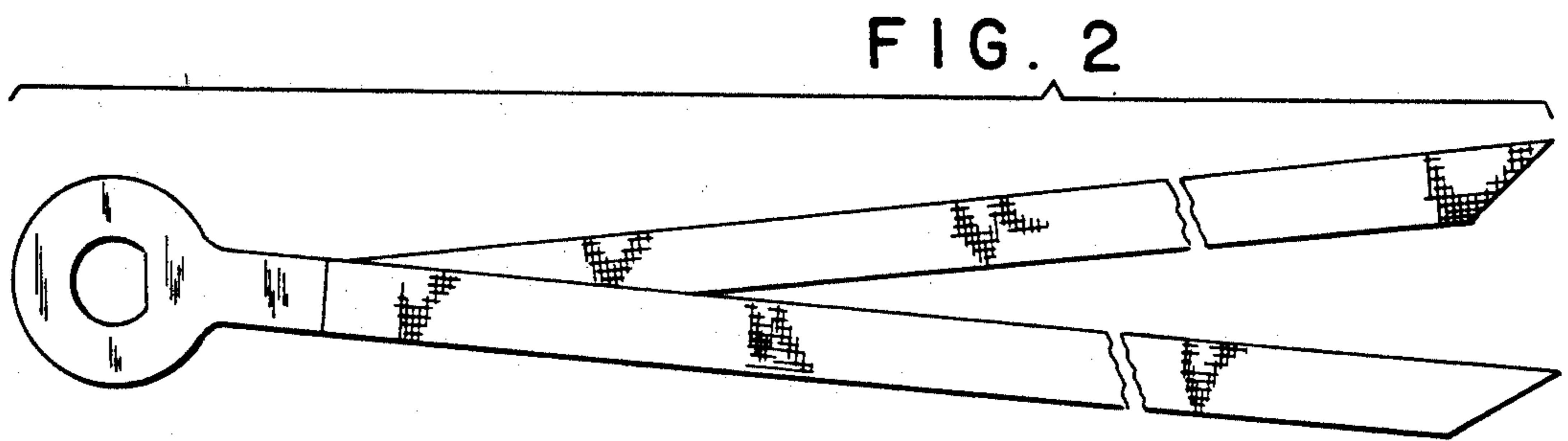
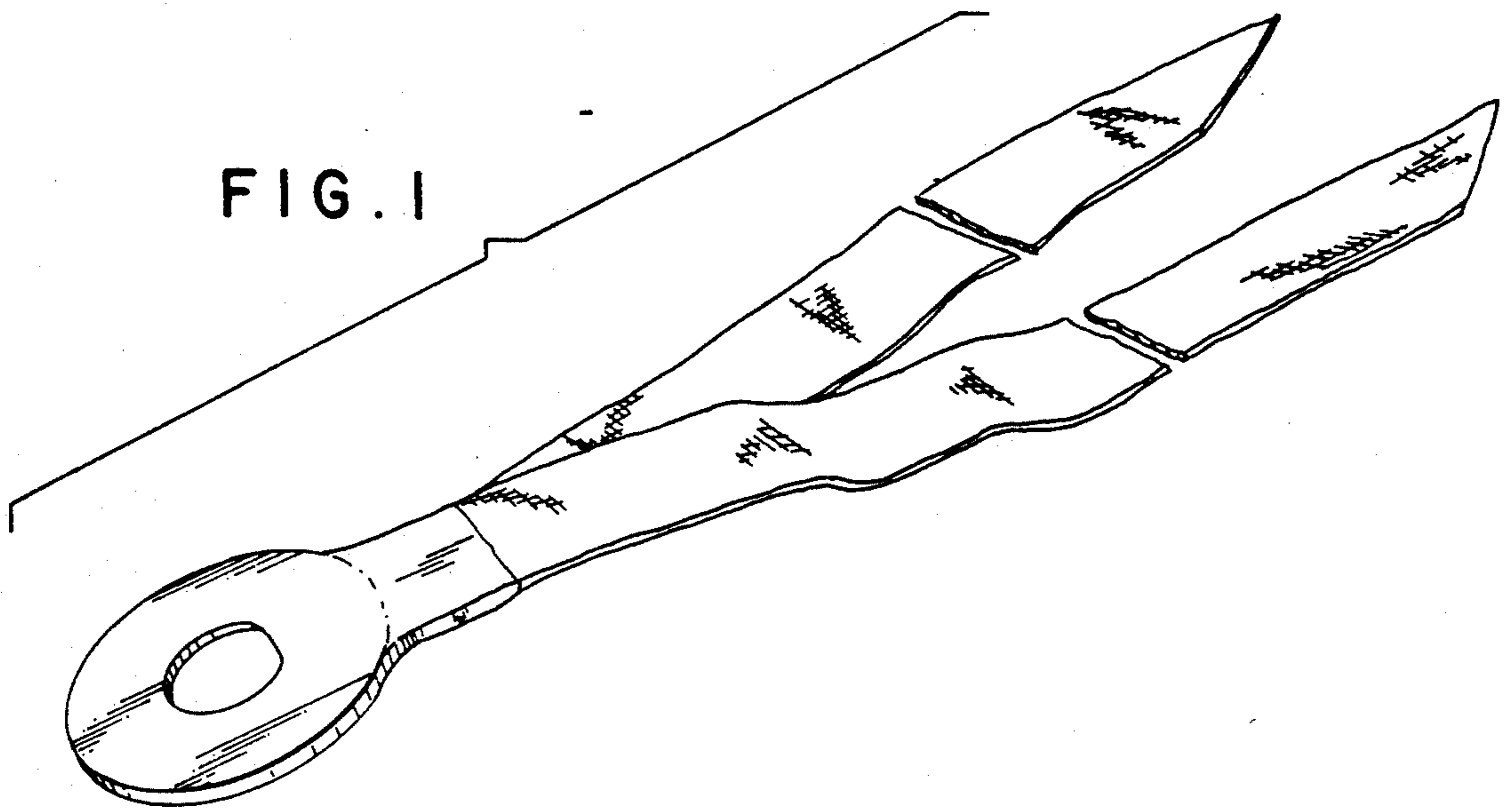


FIG. 4

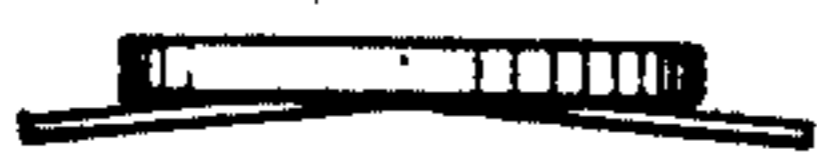


FIG. 5

