



US00D339131S

# United States Patent [19]

[11] Patent Number: **Des. 339,131**

**Desbarats**

[45] Date of Patent: **\*\* Sep. 7, 1993**

[54] **TELEPHONE HANDSET**

[75] Inventor: **Guy E. Desbarats, London, England**

[73] Assignee: **British Telecommunications plc, London, England**

[\*\*] Term: **14 Years**

[21] Appl. No.: **823,000**

[22] Filed: **Jan. 21, 1992**

[30] **Foreign Application Priority Data**

Jul. 18, 1991 [GB] United Kingdom ..... 2016068

[52] U.S. Cl. .... **D14/147**

[58] Field of Search ..... D14/240, 241, 248, 138, D14/142, 147, 148, 149, 151; 379/58, 59, 60, 433, 438, 435

[56] **References Cited**

**U.S. PATENT DOCUMENTS**

- D. 279,896 7/1985 Inaba ..... D14/248
- D. 295,409 4/1988 Drew et al. .... D14/248
- D. 295,624 5/1988 Lopezgarcia ..... D14/248
- D. 299,027 12/1988 Boykin ..... D14/248
- D. 306,728 3/1990 Yabuki et al. .... D14/241 X
- D. 316,410 4/1991 Watanabe et al. .... D14/138

- D. 322,782 12/1991 Nakamachi et al. .... D14/147 X
- D. 324,681 3/1992 Klucznick et al. .... D14/148 X
- 3,557,322 1/1971 Walden ..... D14/148 X
- 4,250,356 2/1981 Hammer, Jr. et al. .... D14/148 X

**OTHER PUBLICATIONS**

Cobra Intenna cordless phone item C on advertisement.

*Primary Examiner*—Alan P. Douglas

*Assistant Examiner*—Jeffrey Asch

*Attorney, Agent, or Firm*—Nixon & Vanderhye

[57] **CLAIM**

The ornamental design for a telephone handset, as shown and described.

**DESCRIPTION**

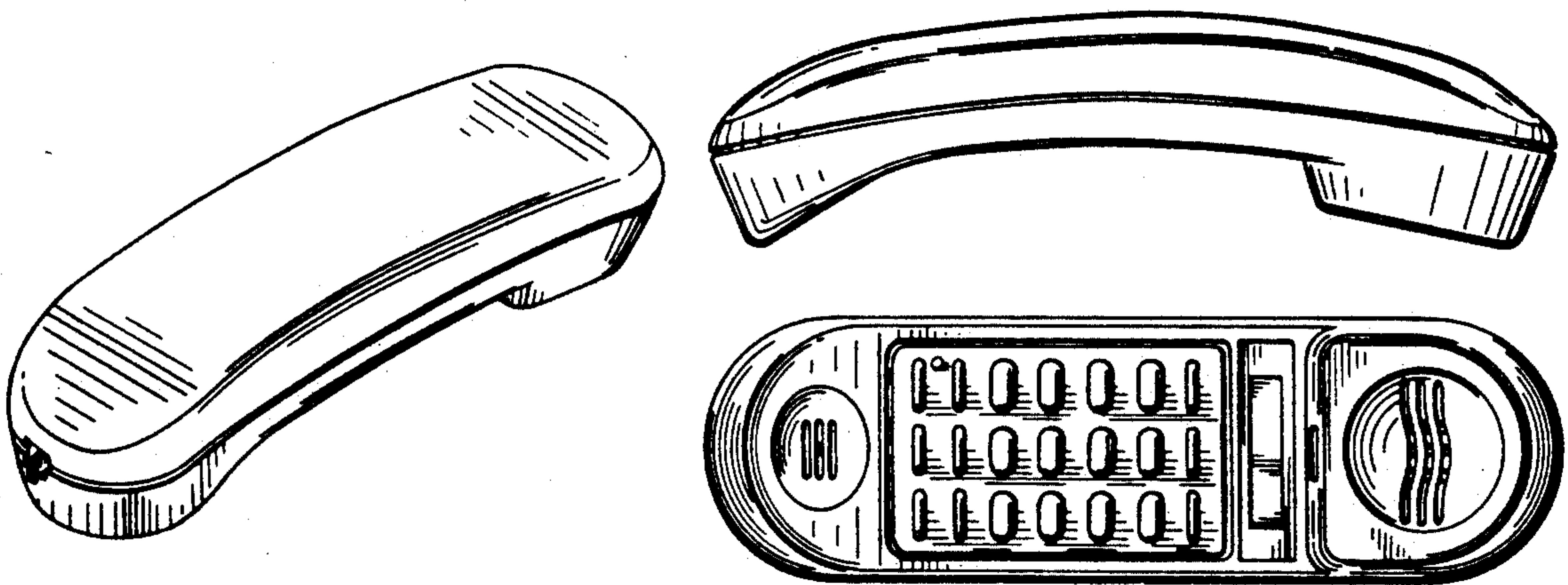
FIG. 1 is a top, side and microphone end perspective view of a telephone handset according to the present design;

FIG. 2 is a side elevational view thereof with the opposite side being the mirror-image thereof;

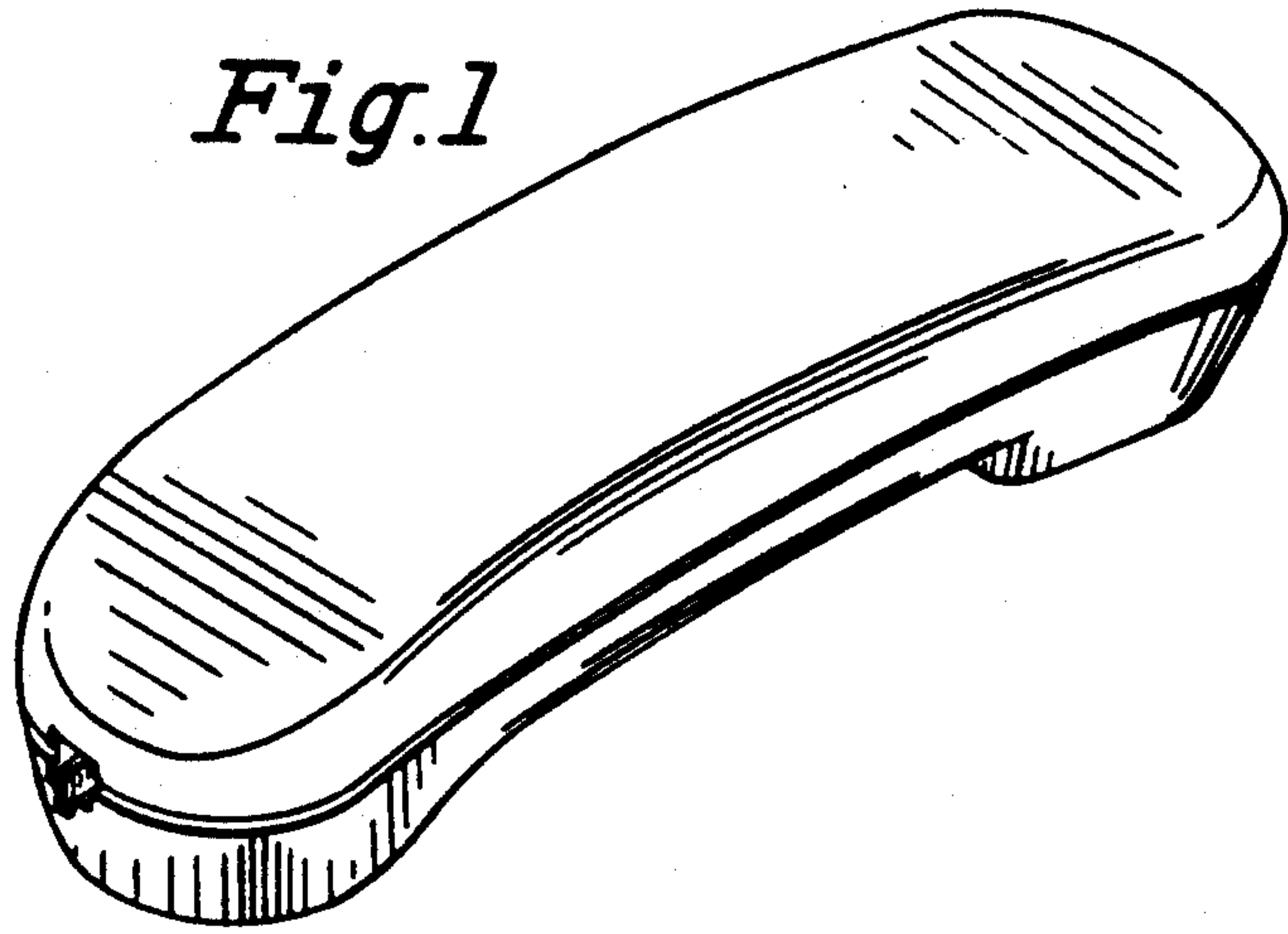
FIG. 3 is a bottom plan view thereof;

FIG. 4 is an end elevational view of the earpiece end of the handset; and,

FIG. 5 is an end elevational view of the mouthpiece end of the handset.



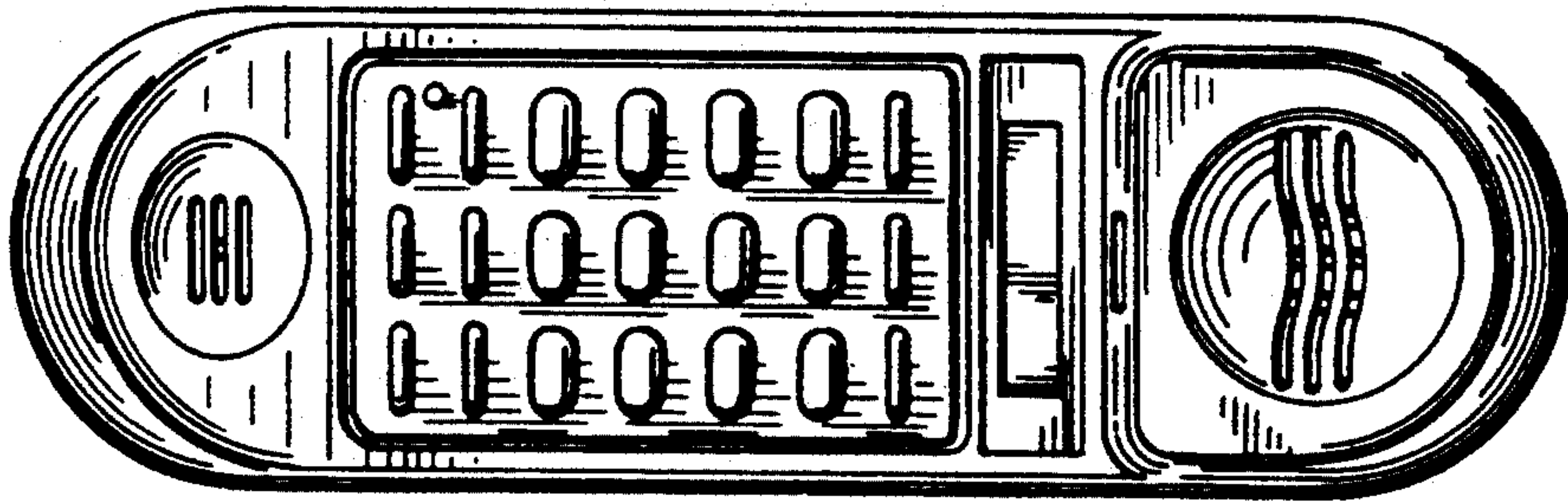
*Fig.1*



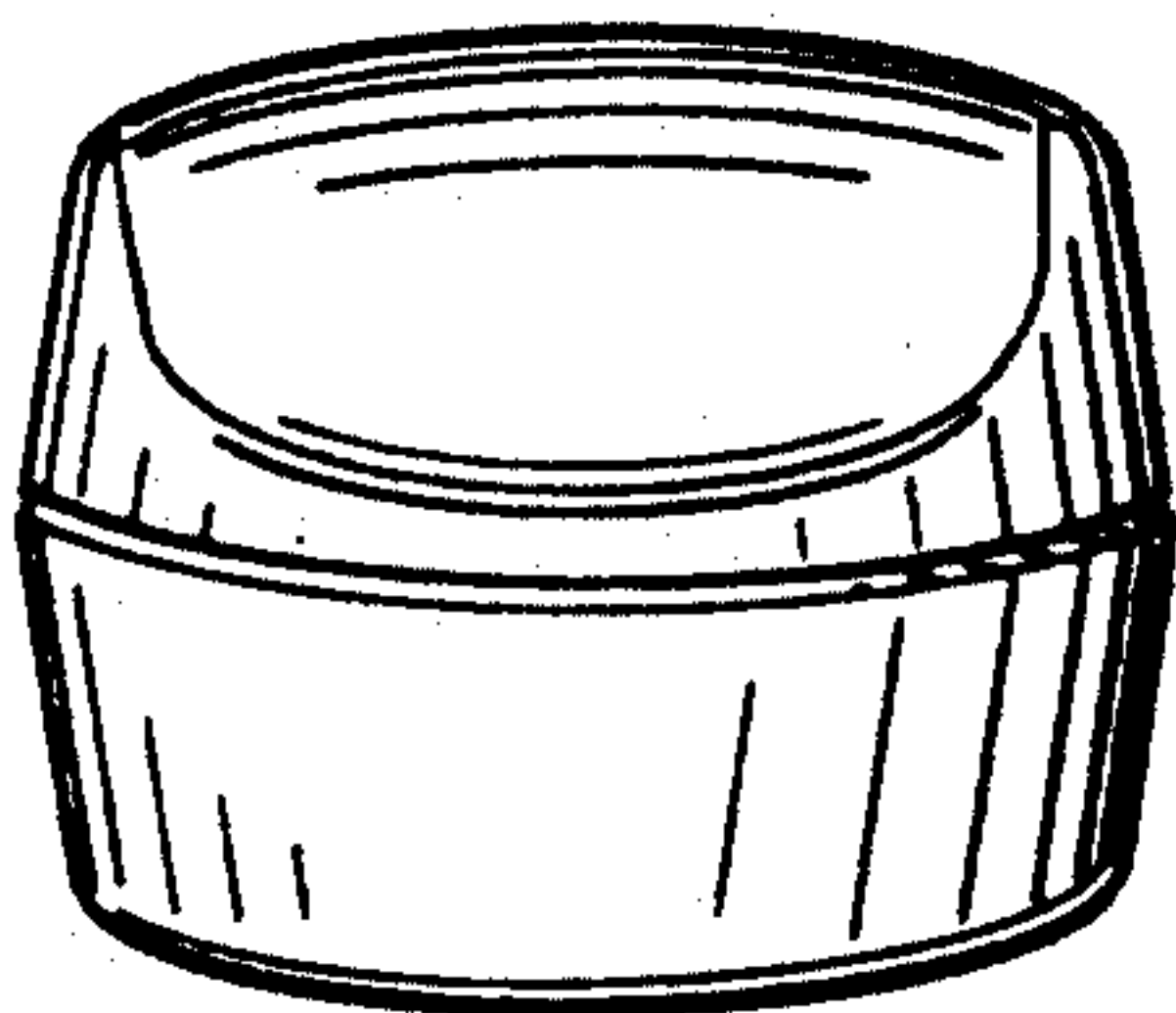
*Fig.2*



*Fig.3*



*Fig.4*



*Fig.5*

