



US00D339126S

# United States Patent [19]

[11] Patent Number: **Des. 339,126**

**Shimose et al.**

[45] Date of Patent: **\*\* Sep. 7, 1993**

[54] VIDEO CASSETTE RECORDER

D. 312,826 12/1990 Hong ..... D14/135

D. 327,676 7/1992 Yang ..... D14/135

[75] Inventors: **Norihiko Shimose; Yoshinobu Kitakaze**, both of Ehime, Japan

### OTHER PUBLICATIONS

Video Review, Oct. 1989, p. 45, Mitsubishi Model U61 VCR.

[73] Assignee: **Matsushita Electric Industrial Co., Ltd.**, Osaka, Japan

*Primary Examiner*—Theodore M. Shooman  
*Attorney, Agent, or Firm*—Sughrue, Mion, Zinn, Macpeak & Seas

[\*\*] Term: **14 Years**

[21] Appl. No.: **731,096**

### [57] CLAIM

[22] Filed: **Jul. 17, 1991**

The ornamental design for a video cassette recorder, as shown.

### [30] Foreign Application Priority Data

Jan. 23, 1991 [JP] Japan ..... 3-1421

### DESCRIPTION

[52] U.S. Cl. .... **D14/135**

[58] Field of Search ..... D14/135, 136, 156

FIG. 1 is a front, top and right side perspective view of a video cassette recorder showing our new design;

FIG. 2 is a front elevational view thereof;

FIG. 3 is a rear elevational view thereof;

FIG. 4 is a left side elevational view thereof;

FIG. 5 is a right side elevational view thereof;

FIG. 6 is a top plan view thereof; and,

FIG. 7 is a bottom plan view thereof.

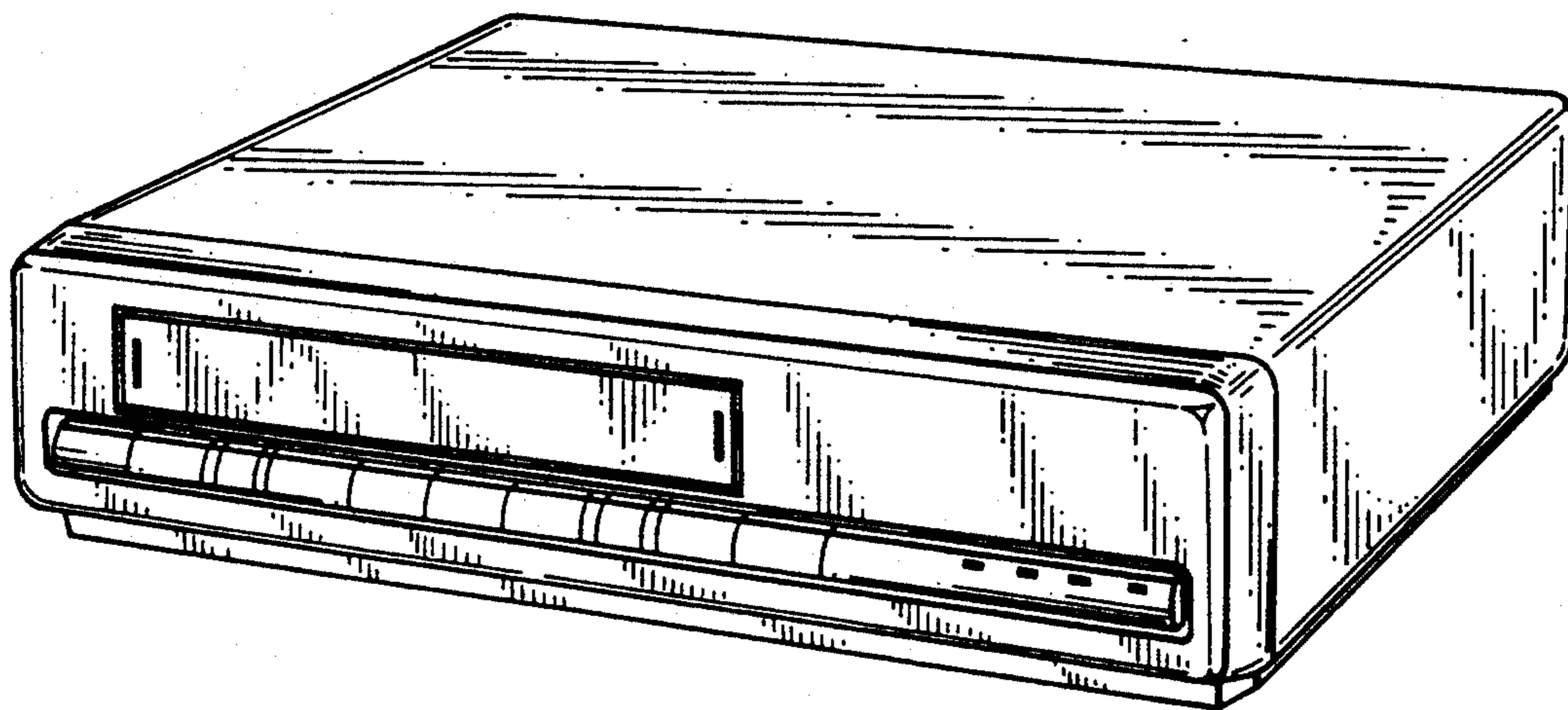
### [56] References Cited

#### U.S. PATENT DOCUMENTS

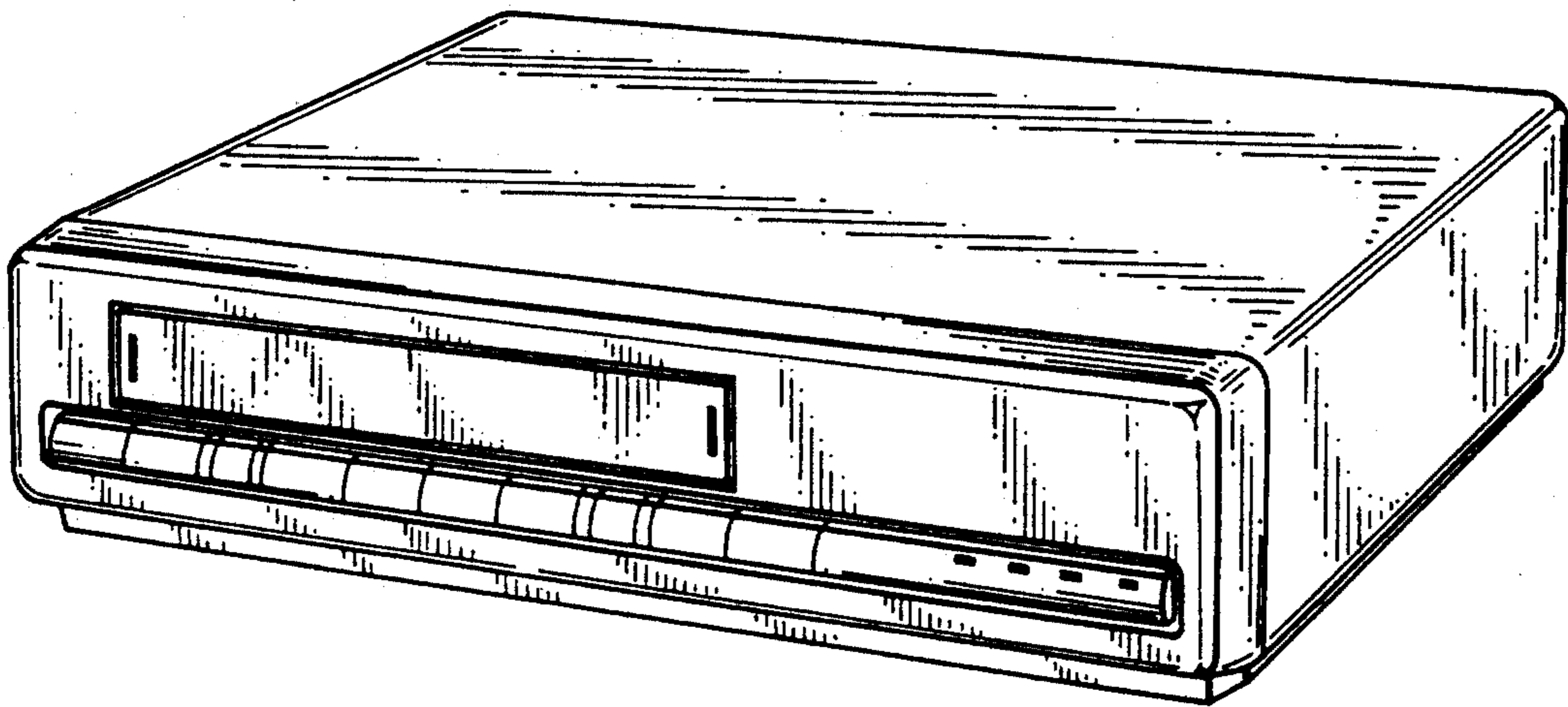
D. 311,534 10/1990 Ban et al. .... D14/135

D. 311,731 10/1990 Yang ..... D14/135

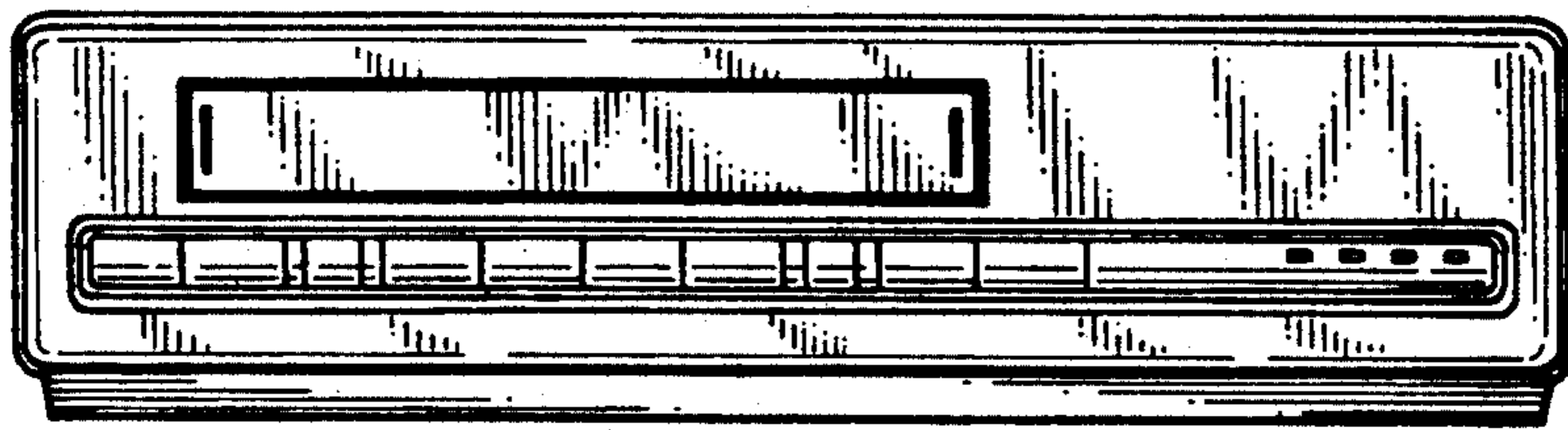
D. 311,732 10/1990 Shim ..... D14/135



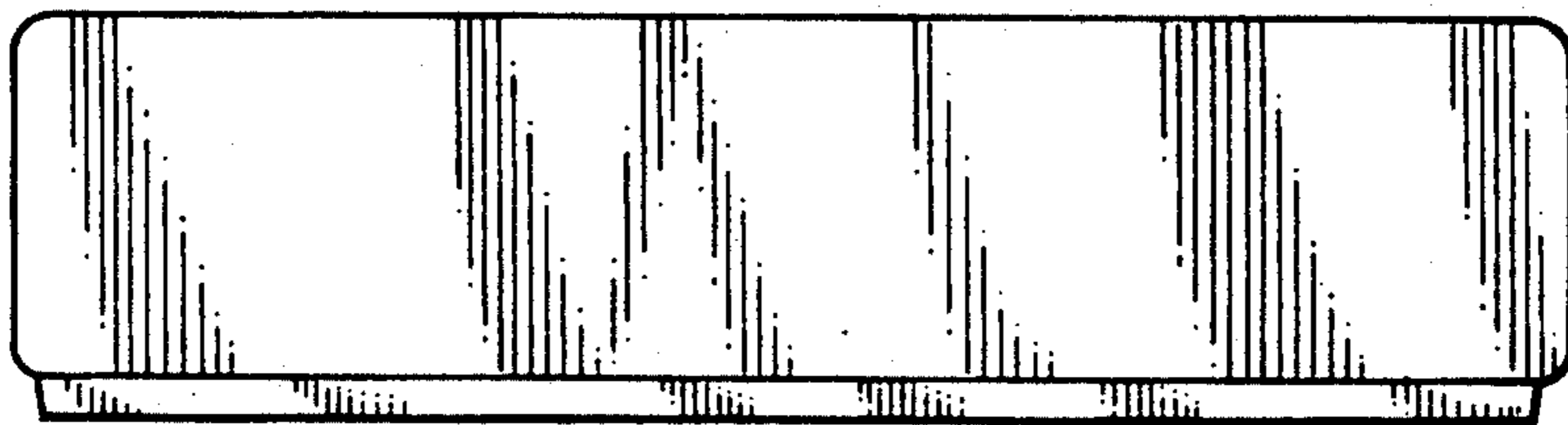
*Fig. 1*



*Fig. 2*



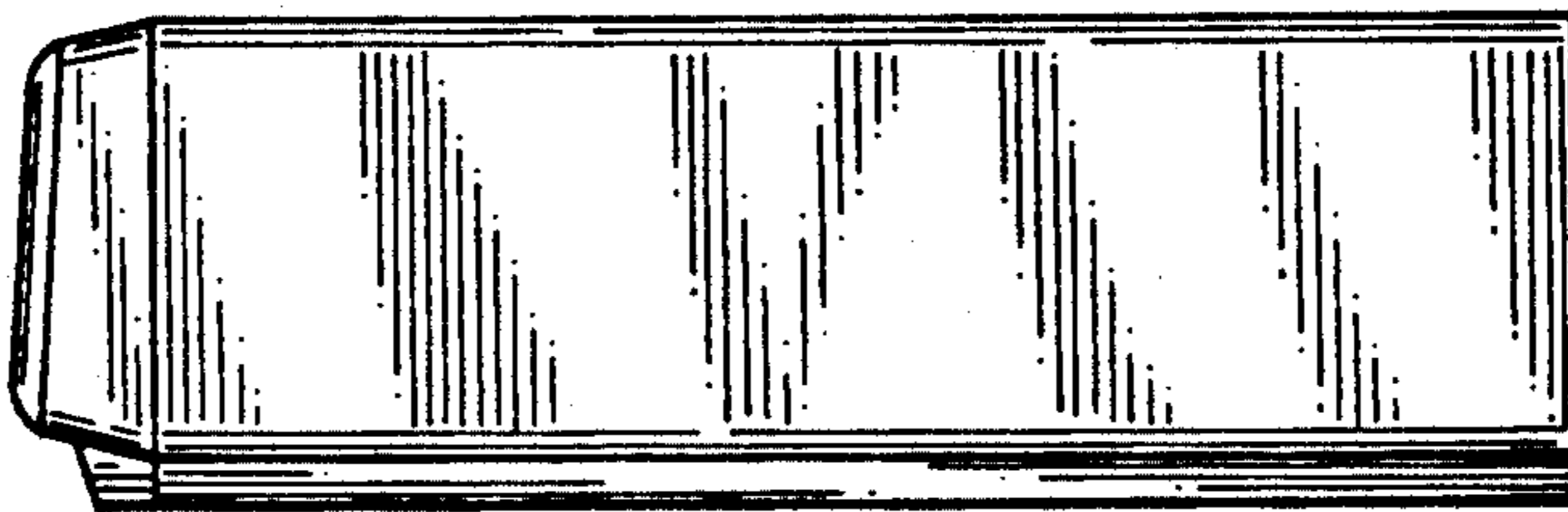
*Fig. 3*




*Fig. 4*



*Fig. 5*



*Fig. 6*



*Fig. 7*

