



US00D339122S

# United States Patent [19]

[11] Patent Number: Des. 339,122

Shinohara et al.

[45] Date of Patent: \*\* Sep. 7, 1993

## [54] VIDEO CASSETTE RECORDER

[75] Inventors: Noriyuki Shinohara; Norihiko Shimose, both of Ehime, Japan

[73] Assignee: Matsushita Electric Industrial Co., Ltd., Osaka, Japan

[\*\*] Term: 14 Years

[21] Appl. No.: 731,099

[22] Filed: Jul. 17, 1991

### [30] Foreign Application Priority Data

Feb. 20, 1991 [JP] Japan ..... 3-4502

[52] U.S. Cl. .... D14/135

[58] Field of Search ..... D14/135, 136, 156

### [56] References Cited

#### U.S. PATENT DOCUMENTS

D. 307,901 5/1990 Yang ..... D14/135

D. 313,799 1/1991 Shim ..... D14/135

D. 323,499 1/1992 Bang ..... D14/135

## OTHER PUBLICATIONS

Video Review, Jun. 1987, p. 47, Top—Panasonic model PV-2700.

Video Review, Jan. 1989, p. 44, Bottom—Toshiba model MP-200 VCP.

*Primary Examiner*—Theodore M. Shooman  
*Attorney, Agent, or Firm*—Sughrue, Mion, Zinn, Macpeak & Seas

## [57] CLAIM

The ornamental design for a video cassette recorder, as shown.

## DESCRIPTION

FIG. 1 is a front, top and right side perspective view of a video cassette recorder showing our new design;

FIG. 2 is a front elevational view thereof;


FIG. 3 is a rear elevational view thereof;

FIG. 4 is a left side elevational view thereof;


FIG. 5 is a right side elevational view thereof;

FIG. 6 is a top plan view thereof; and,

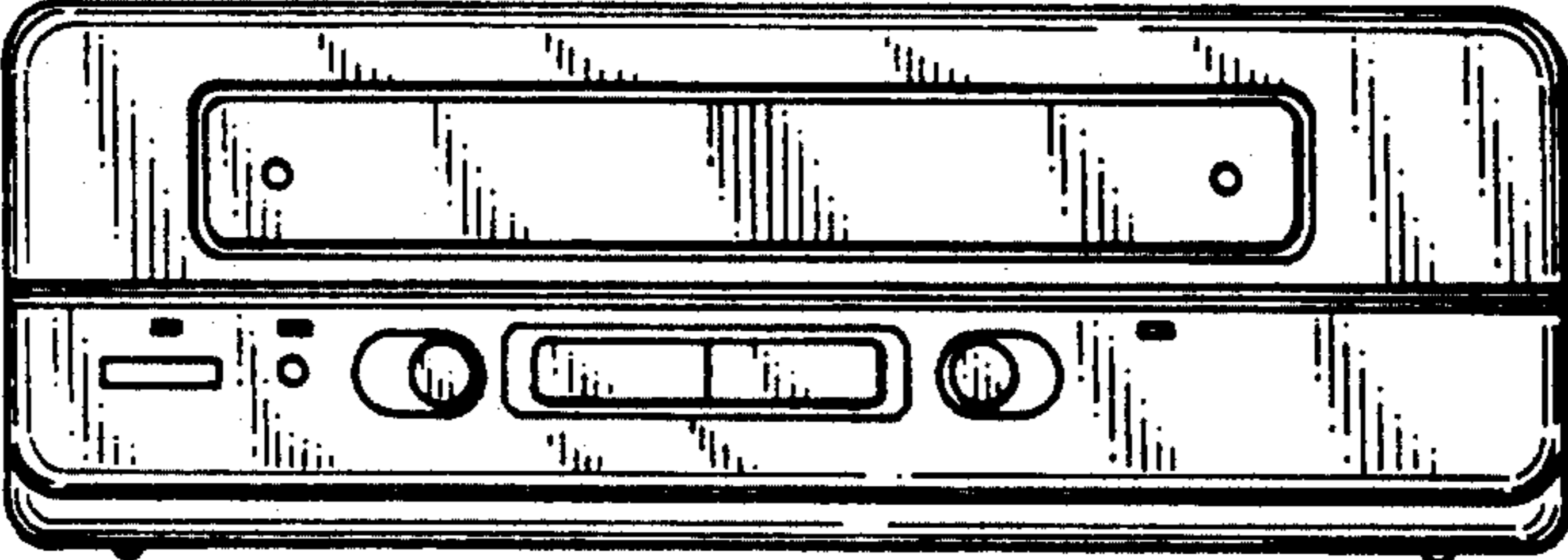
FIG. 7 is a bottom plan view thereof.



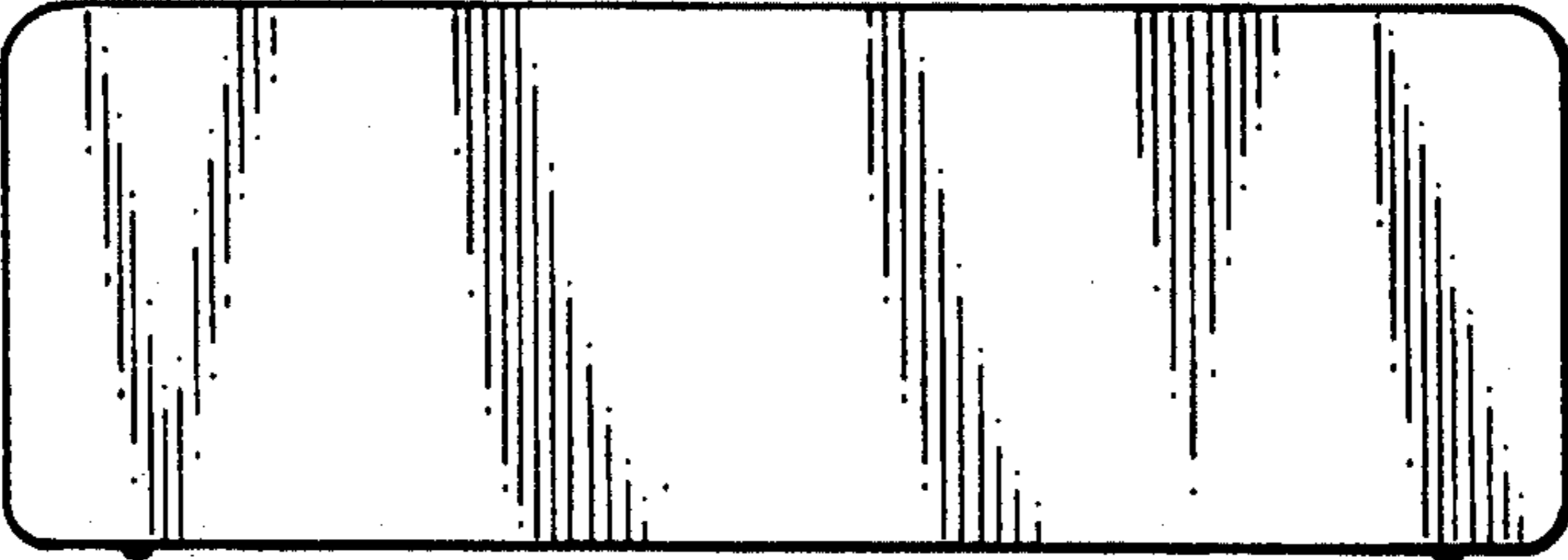
*Fig. 1*



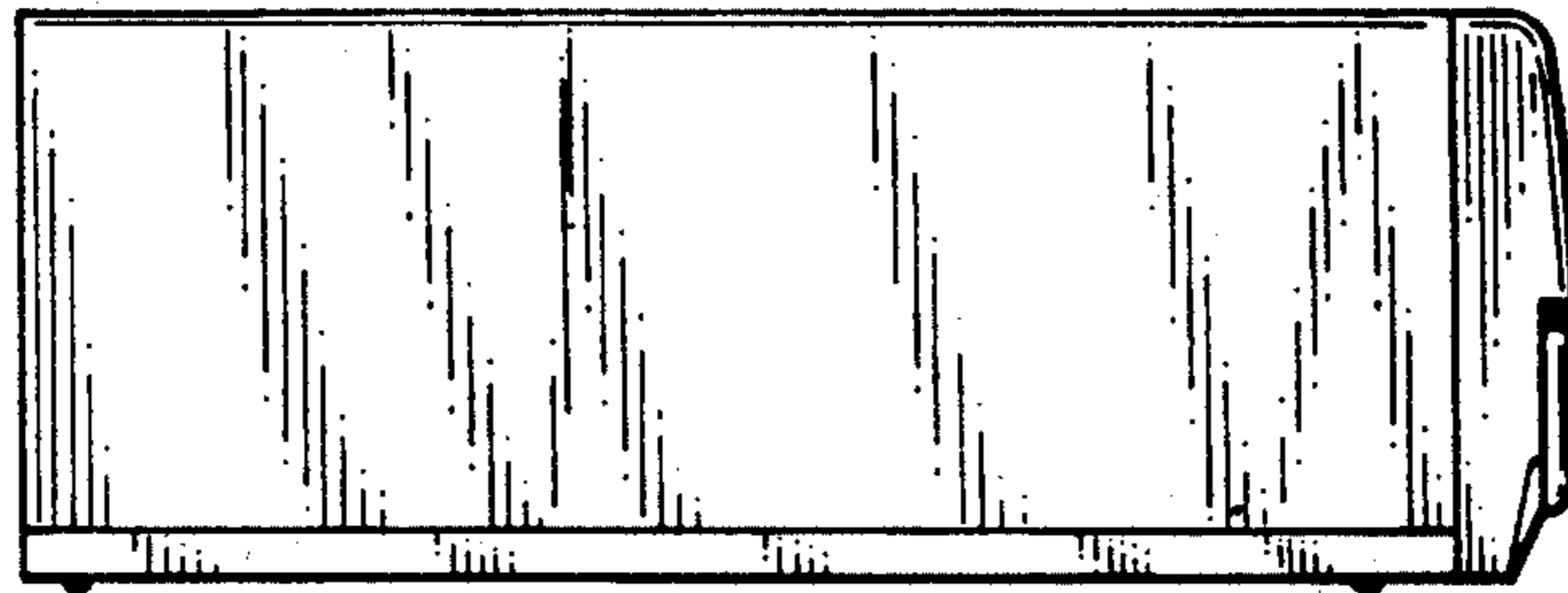
*Fig. 2*



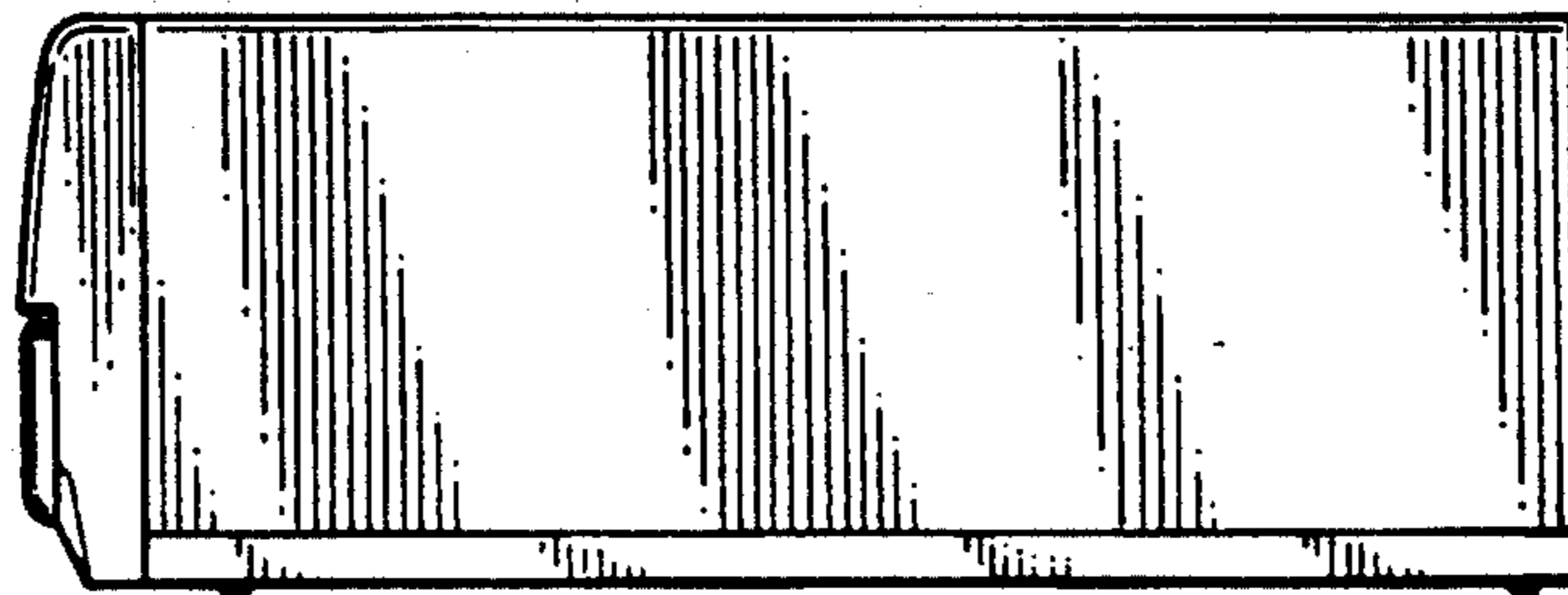
*Fig. 3*




*Fig. 4*



*Fig. 5*



*Fig. 6*



*Fig. 7*

