



US00D339113S

United States Patent [19]

Kelly et al.

[11] Patent Number: **Des. 339,113**

[45] Date of Patent: **** Sep. 7, 1993**

[54] **PORTABLE COMPUTER ENCLOSURE**

[75] Inventors: **Thomas J. Kelly**, Colts Neck, N.J.;
Henry J. Mack, Jr., Levittown, Pa.;
David J. Mayer, New York, N.Y.;
Stephen G. Miggels, Wyckoff, N.J.

[73] Assignee: **AT&T Bell Laboratories**, Murray Hill, N.J.

[**] Term: **14 Years**

[21] Appl. No.: **716,604**

[22] Filed: **Jun. 17, 1991**

[52] U.S. Cl. **D14/106**

[58] Field of Search **D14/100, 101, 106, 113, D14/115, 124-127; D18/1, 7; 235/145 A, 145 R; 340/700, 706; 341/22, 23; 364/708, 709.04; 361/390, 394**

[56] **References Cited**

U.S. PATENT DOCUMENTS

- D. 302,267 7/1989 Genaro et al. D14/106
- D. 308,862 6/1990 Ojeda D14/106
- D. 310,828 9/1990 Grundstrom et al. D14/106

- D. 313,403 1/1991 Esslinger et al. D14/106
- D. 316,706 5/1991 Imamura et al. D14/106

Primary Examiner—Wallace R. Burke
Assistant Examiner—Freda S. Nunn
Attorney, Agent, or Firm—John A. Caccuro

[57] **CLAIM**

The ornamental design for a portable computer enclosure, as shown and described.

DESCRIPTION

FIG. 1 is a top front and right side perspective view of a portable computer enclosure showing our new design in the closed position;

FIG. 2 is a left side elevational view thereof the right side elevational view is a mirror image;

FIGS. 3 and 4 are respectively front and rear elevational views thereof;

FIG. 5 is a top front and right side perspective view of a second embodiment thereof the undisclosed views are similar in appearance to those of the first embodiment the only difference being the inclusion of a handle.

The undisclosed bottom plan view of both embodiments is flat and unornamented.

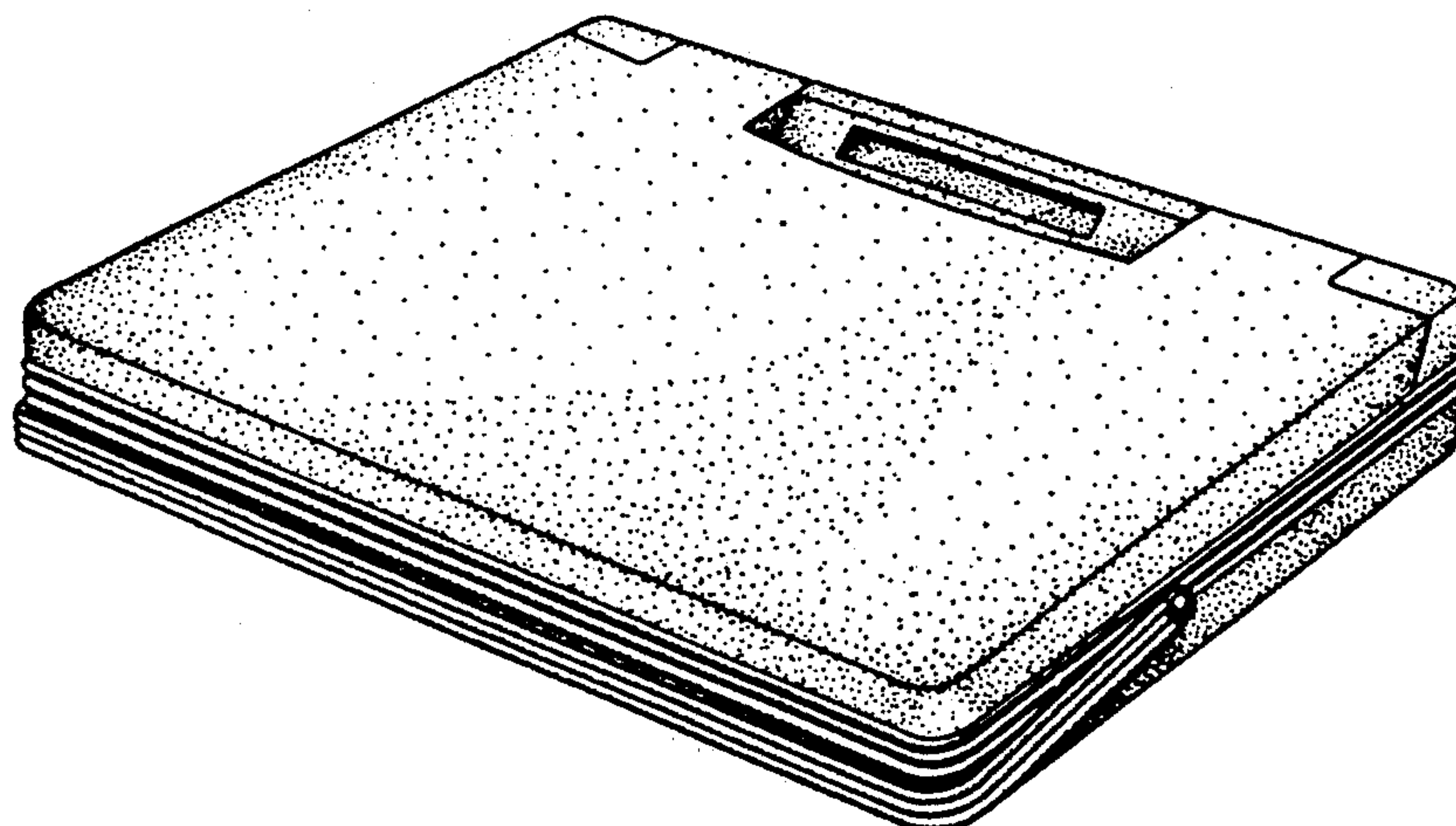
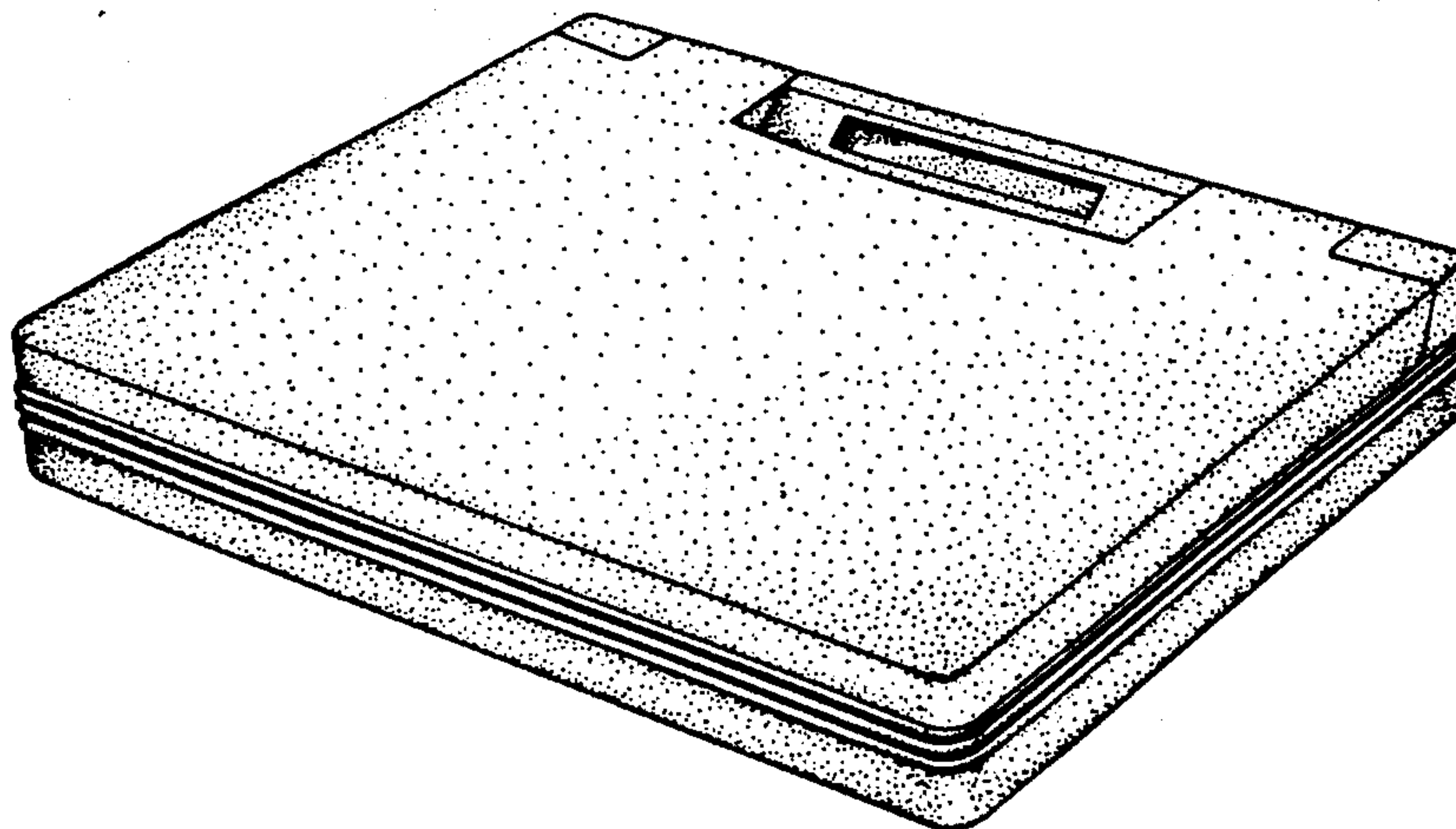


FIG. 1

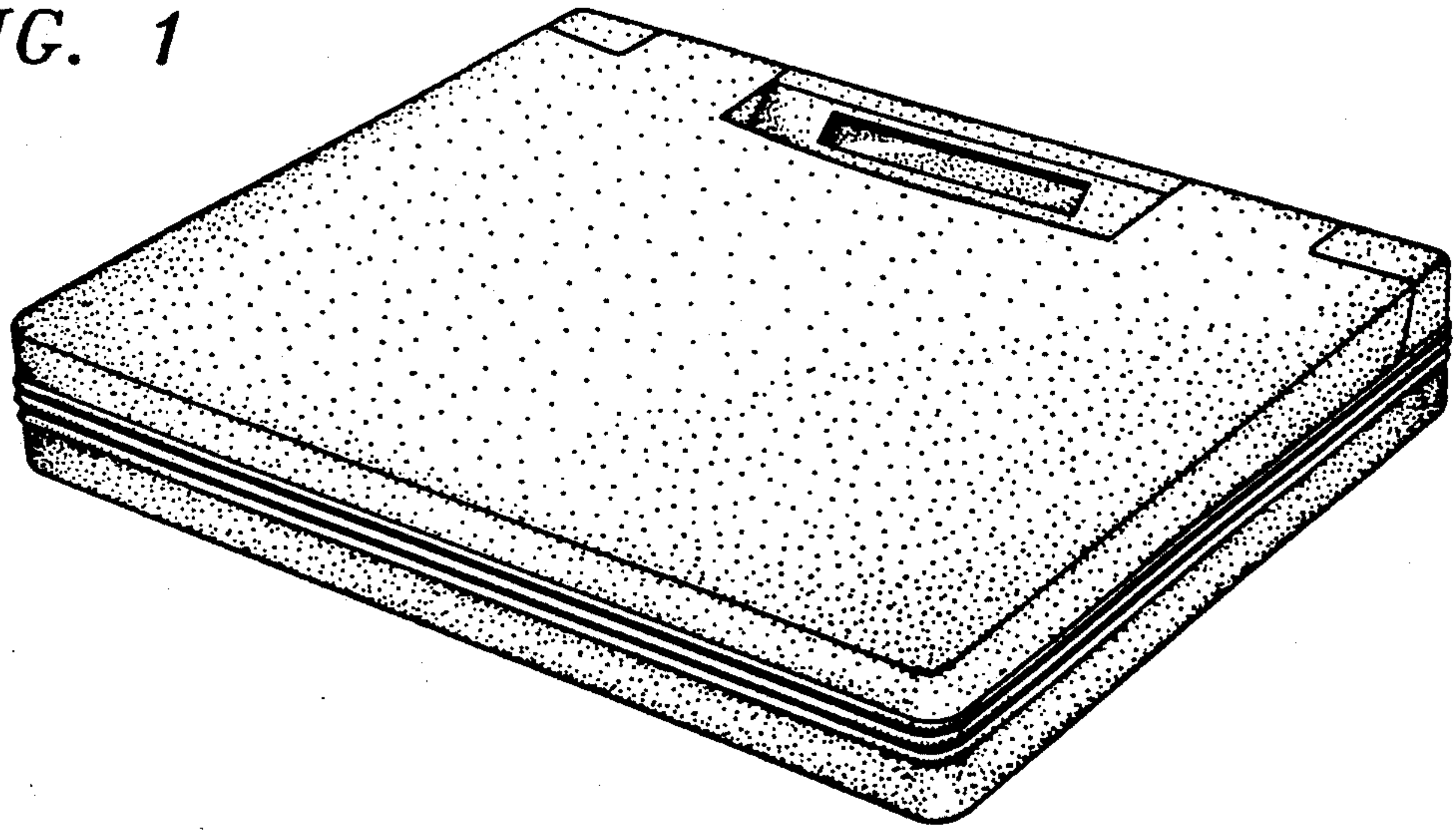


FIG. 2




FIG. 3




FIG. 4




FIG. 5

