



US00D339085S

# United States Patent [19]

[11] Patent Number: **Des. 339,085**

Weder

[45] Date of Patent: **\*\* Sep. 7, 1993**

[54] FLOWER POT COVER

[56]

### References Cited

[75] Inventor: **Donald E. Weder, Highland, Ill.**

### U.S. PATENT DOCUMENTS

D. 255,409 6/1980 Volkmann et al. .... D11/152  
2,355,559 8/1944 Renner ..... 47/72

[73] Assignee: **Highland Supply Corporation,  
Highland, Ill.**

### OTHER PUBLICATIONS

Trademarks and Symbols-vol. 2; Y. Kuwayama;  
©1973; p. 103; symbol 954.  
Trademarks and Symbols-vol. 2; Y. Kuwayama;  
©1973; p. 109; symbol 1015.

[\*\*] Term: **14 Years**

*Primary Examiner*—B. J. Bullock  
*Attorney, Agent, or Firm*—Dunlap, Coddling & Lee

[21] Appl. No.: **900,816**

### [57] CLAIM

[22] Filed: **Jun. 17, 1992**

The ornamental design for a flower pot cover, as shown and described.

### Related U.S. Application Data

### DESCRIPTION

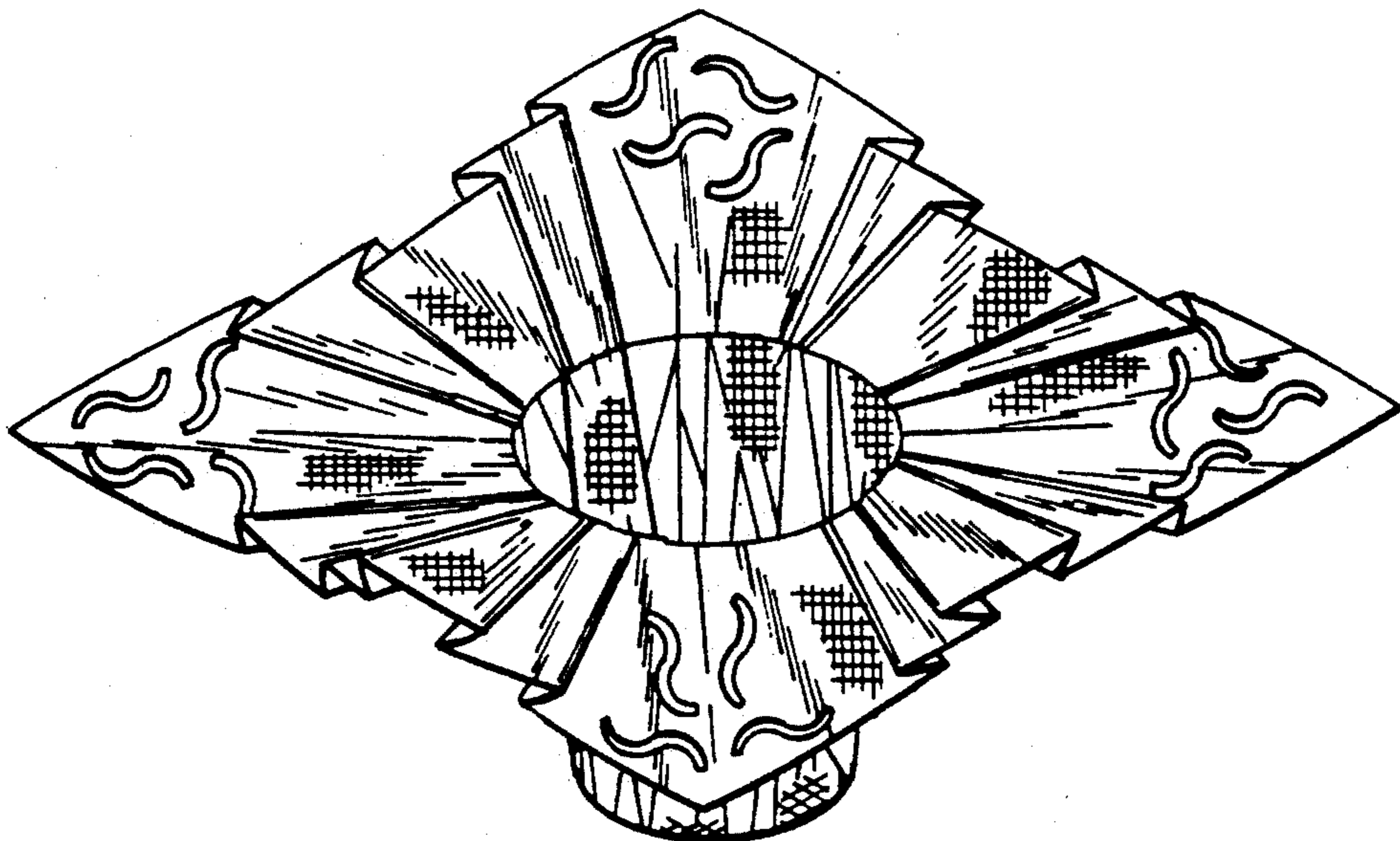
[60] Division of Ser. No. 597,944, Oct. 15, 1990, Pat. No. Des. 328,043, which is a division of Ser. No. 356,838, May 25, 1989, Pat. No. Des. 314,732, which is a continuation-in-part of Ser. No. 262,663, Oct. 25, 1988, Pat. No. Des. 329,407, which is a continuation-in-part of Ser. No. 108,315, Oct. 13, 1987, Pat. No. Des. 319,034, which is a continuation-in-part of Ser. No. 613,053, May 22, 1984, Pat. No. Des. 293,224.

FIG. 1 is a perspective view of a flower pot cover showing my new design;  
FIG. 2 is a top plan view thereof;  
FIG. 3 is a bottom plan view thereof; and,  
FIG. 4 is a side elevational view thereof, all sides being identical.

[52] U.S. Cl. .... **D11/164**

[58] Field of Search ..... D11/143, 152, 153, 155,  
D11/156, 164; 47/66, 72; 206/423; 215/100.5;  
229/4.5, 922; 248/27.8; 428/35.1, 542.6;  
D7/567; D5/7

The horizontal and diagonal cross hatching shown on the inner and outer surfaces, respectively, is intended to be symbolic of contrasting conventional surface effects which extend entirely across each side. The flower pot has no substantial thickness.



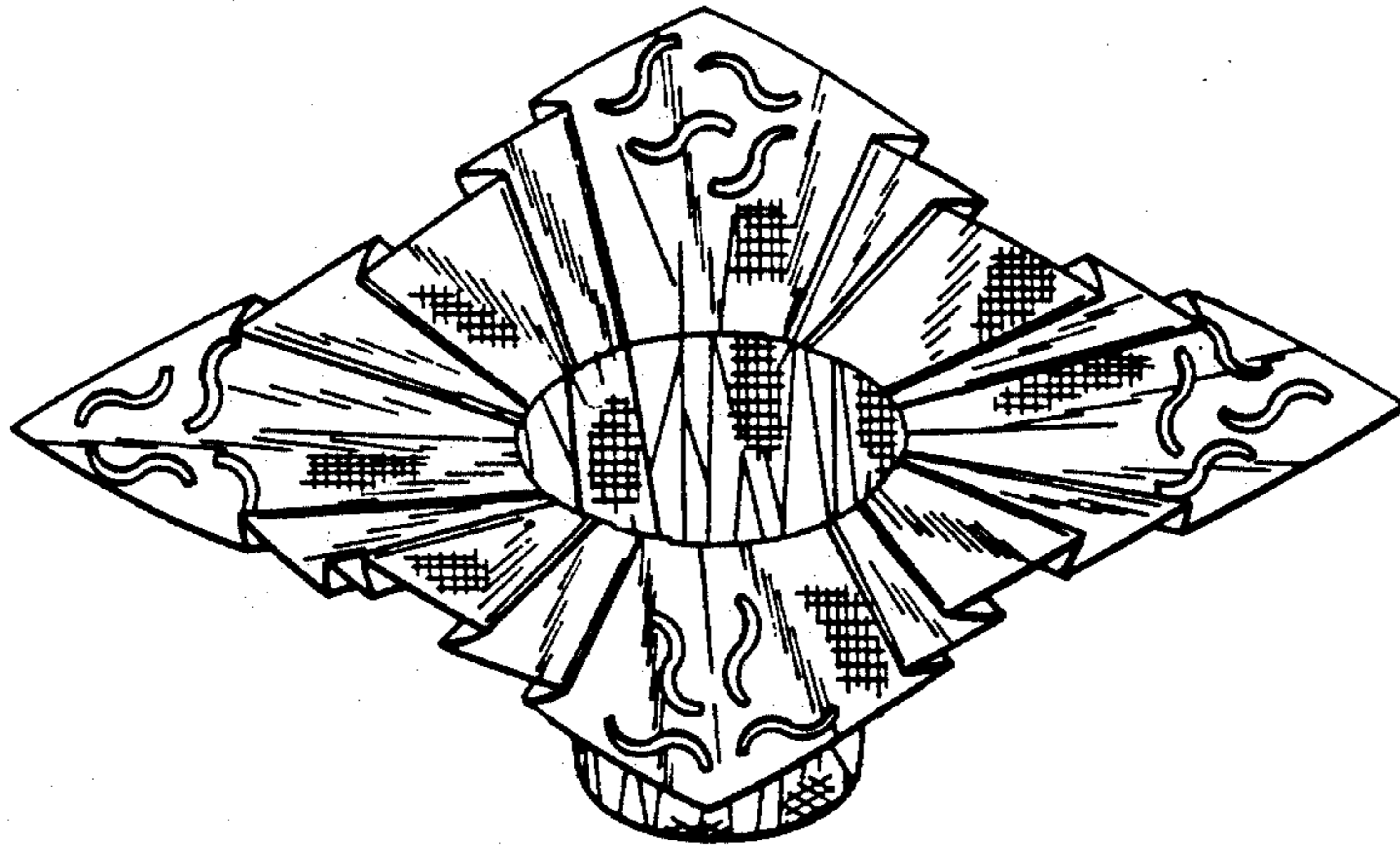


FIG. 1




FIG. 2




FIG. 3

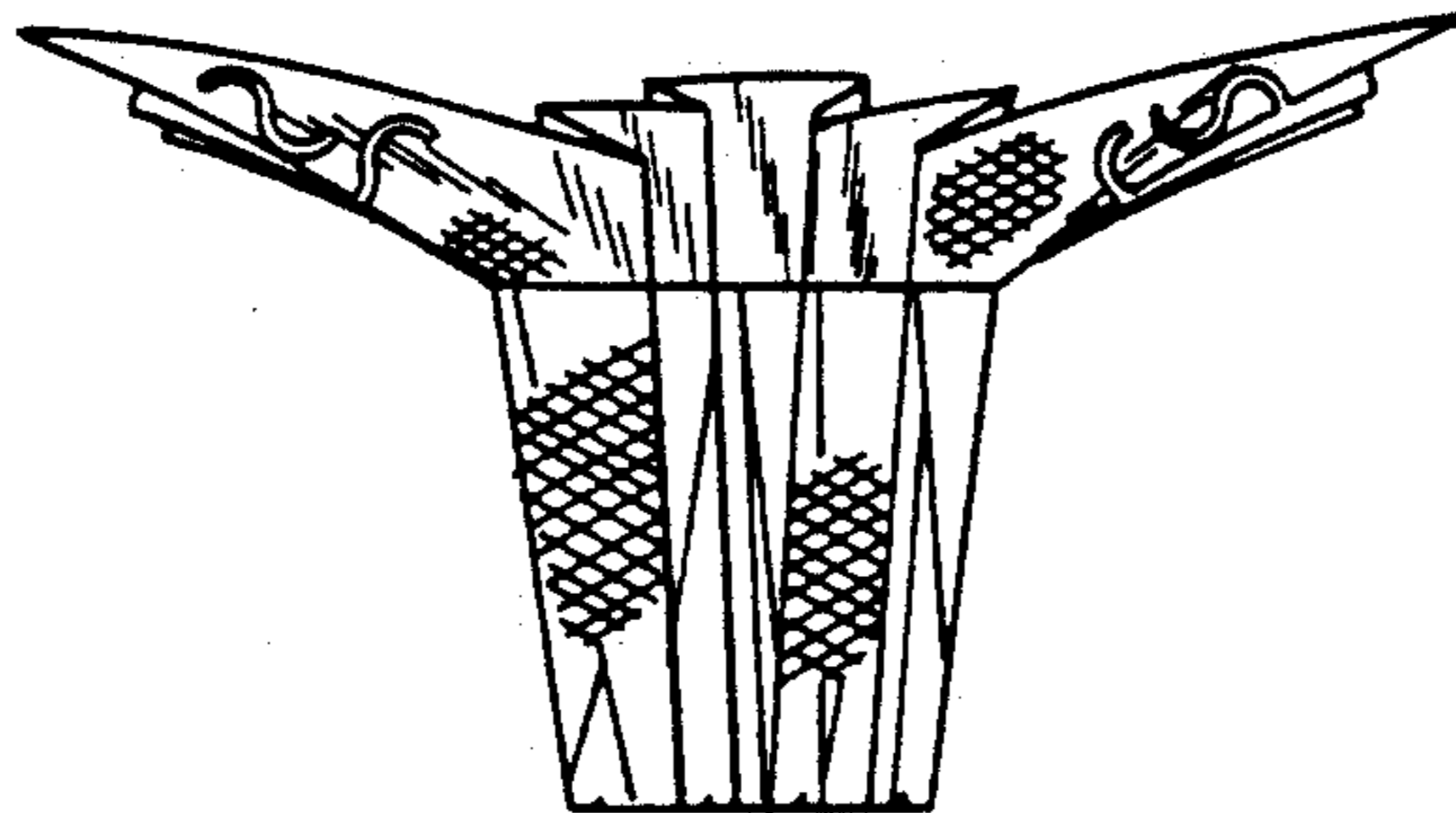


FIG. 4