



US00D339073S

United States Patent [19]

[11] Patent Number: **Des. 339,073**

De Silva

[45] Date of Patent: **** Sep. 7, 1993**

[54] WRIST WATCH

[75] Inventor: **Roberto De Silva, Milan, Italy**

[73] Assignee: **Diana De Silva Cosmetiques S.p.A., Milan, Italy**

[**] Term: **14 Years**

[21] Appl. No.: **744,809**

[22] Filed: **Aug. 14, 1991**

[30] Foreign Application Priority Data

May 24, 1991 [IT] Italy MI910 000406

[52] U.S. Cl. D10/39; D10/126

[58] Field of Search D10/30, 31, 32, 33,
D10/40, 41, 38, 39, 122-126, 128, 129; 368/276,
277, 280-282, 285, 318, 322, 323

[56] References Cited

U.S. PATENT DOCUMENTS

D. 297,126 8/1988 Grinberg D10/126 X

D. 326,057 5/1992 Bulgari D10/39

D. 329,020 9/1992 Iwata D10/30

OTHER PUBLICATIONS

Swiss Watch & Jewelry Journal Feb. 1989, p. 569, see circled watch lower right.

Urmacher Zeitschrift Oct. 1986, p. 128, see circled watch upper right.

Primary Examiner—Nelson C. Holtje
Assistant Examiner—Martha Thompson
Attorney, Agent, or Firm—Notaro & Michalos

[57] CLAIM

The ornamental design for a wrist watch, as shown and described.

DESCRIPTION

FIG. 1 is a top plan view of a wrist watch showing my new design therefor;

FIG. 2 is a bottom plan view thereof;

FIG. 3 is an upper end view thereof, the lower end being a mirror image;

FIG. 4 is a right side elevational view thereof;

FIG. 5 is a left side elevational view thereof;


FIG. 6 is a top plan view of a wrist watch showing a second embodiment of my design;

FIG. 7 is a bottom plan view of FIG. 6;

FIG. 8 is an upper end elevational view of FIG. 6, the lower end being a mirror image; and,

FIG. 9 is a right side elevational view of FIG. 6.

The left side elevational view of the embodiment of FIG. 6 is identical to FIG. 5.






FIG. 1

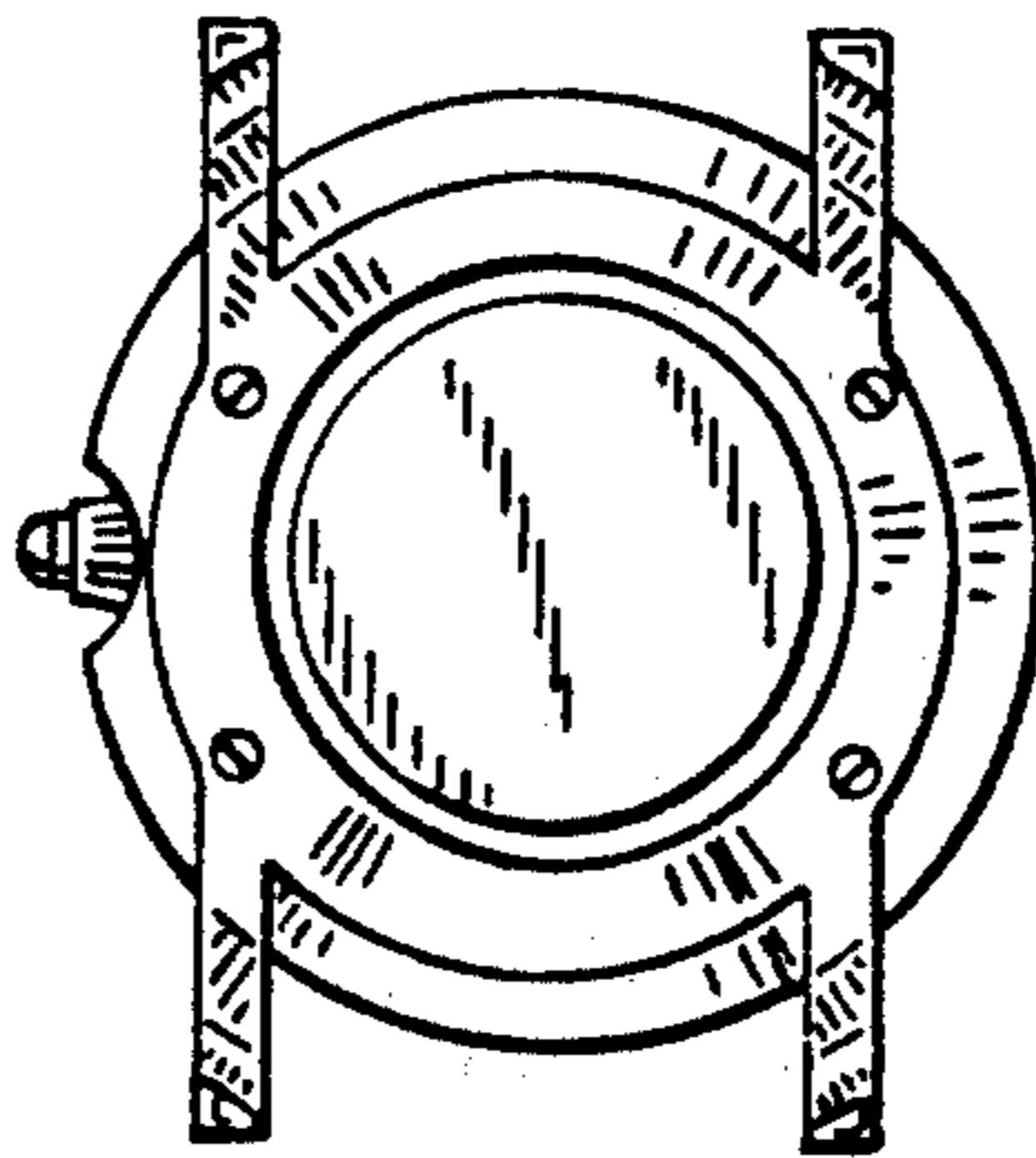


FIG. 2




FIG. 3

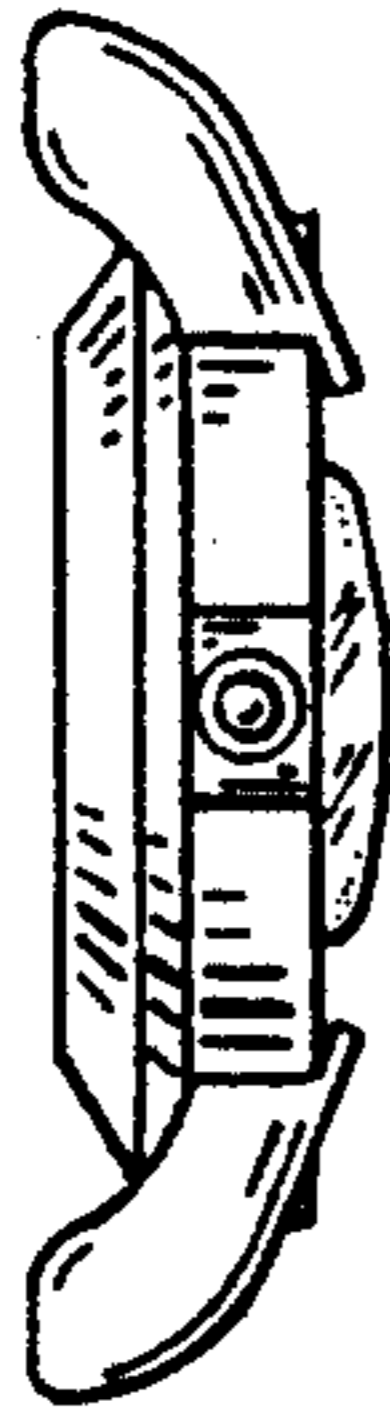


FIG. 4



FIG. 5




FIG. 6




FIG. 7



FIG. 8

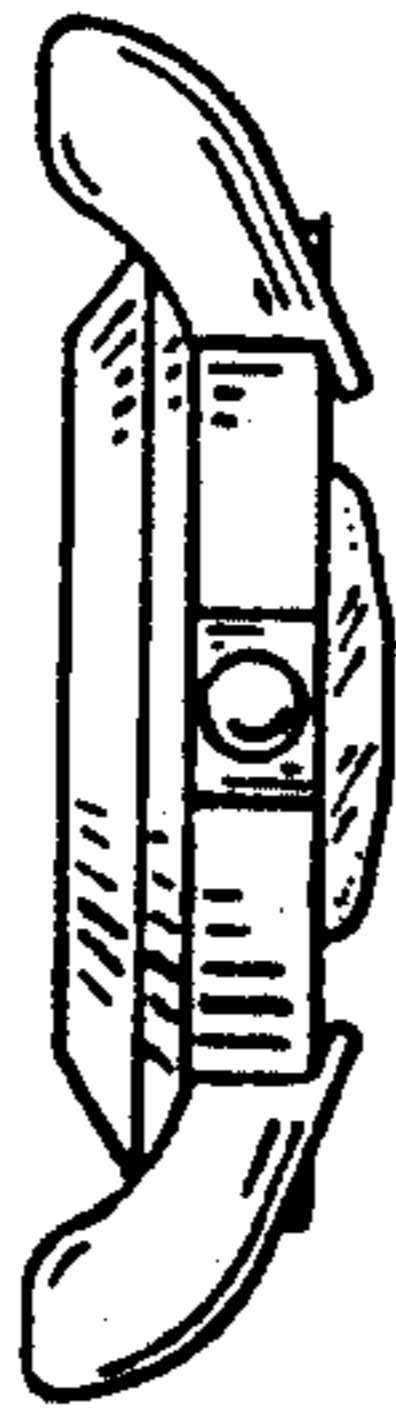


FIG. 9