



US00D339068S

United States Patent [19]

[11] Patent Number: **Des. 339,068**

Bell et al.

[45] Date of Patent: **** Sep. 7, 1993**

[54] COMBINED WATER BOTTLE AND CLOSURE

[75] Inventors: **Robert D. Bell**, El Cajon; **Donald L. Millerd**, San Diego; **David G. Kunze**, Del Mar, all of Calif.

[73] Assignee: **Troxel-West**, San Diego, Calif.

[**] Term: **14 Years**

[21] Appl. No.: **584,164**

[22] Filed: **Sep. 18, 1990**

[52] U.S. Cl. **D9/538; D9/446; D9/502; D9/556; D9/557**

[58] Field of Search **D7/510, 511; D9/500, D9/502, 503, 537-540, 556, 557, 446, 447, 449, 453; 222/556, 546, 544, 212, 213; 215/1 R, 1 C**

[56] References Cited

U.S. PATENT DOCUMENTS

D. 218,019	7/1990	Lattraye	D9/557
D. 225,974	1/1973	Barth	D9/500
D. 240,018	5/1976	Reynolds	D9/500
D. 312,878	12/1990	Mariol	D9/538 X
D. 584,164	8/1964	Hedgcock	D9/556 X
3,117,703	1/1964	Henchert	222/546
3,655,102	4/1972	Moran	222/546 X
5,094,363	3/1992	Monahan et al.	222/212 X

OTHER PUBLICATIONS

Bicycling magazine, Aug. 1990 issue, pp. 26-27, "New Products-Beat the Heat".

Taiwan Bicycles & Parts Buyer's Guide, Trade Winds, Inc., pp. 382-383 (1987).

Primary Examiner—Bernard Ansher

Assistant Examiner—Lucy Lieberman

Attorney, Agent, or Firm—Lyon & Lyon

[57] CLAIM

The ornamental design for a combined water bottle and closure, as shown and described.

DESCRIPTION

FIG. 1 is a front side elevation view of a combined water bottle and closure showing our new design;

FIG. 2 is right side elevation view of FIG. 1;

FIG. 3 is a left side elevation view of FIG. 1;

FIG. 4 is a top plan view of FIG. 1;

FIG. 5 is a bottom view of FIG. 1;

FIG. 6 is a front side elevation view of an alternative water bottle body;

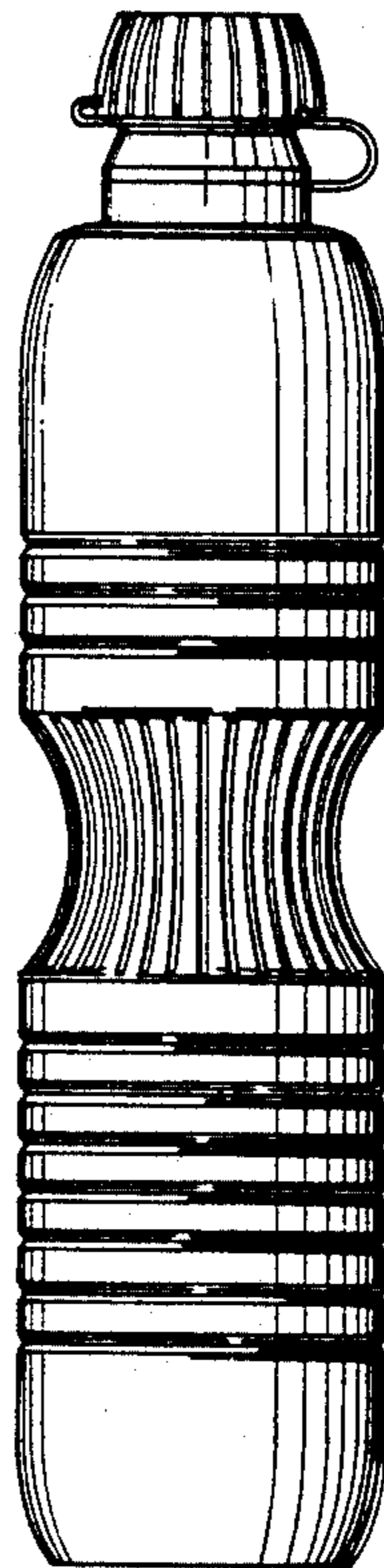
FIG. 7 is front side elevation view of another alternative water bottle body;

FIG. 8 is a front elevation view of yet another alternative water bottle body;

FIG. 9 is a top plan view of the bottle bodies of FIGS. 6-8; and

FIG. 10 is a bottom view of the bottle bodies of FIGS. 6-8.

The modified forms of the bottle in FIGS. 6 through 10 are shown without the closure for clarity of illustration.



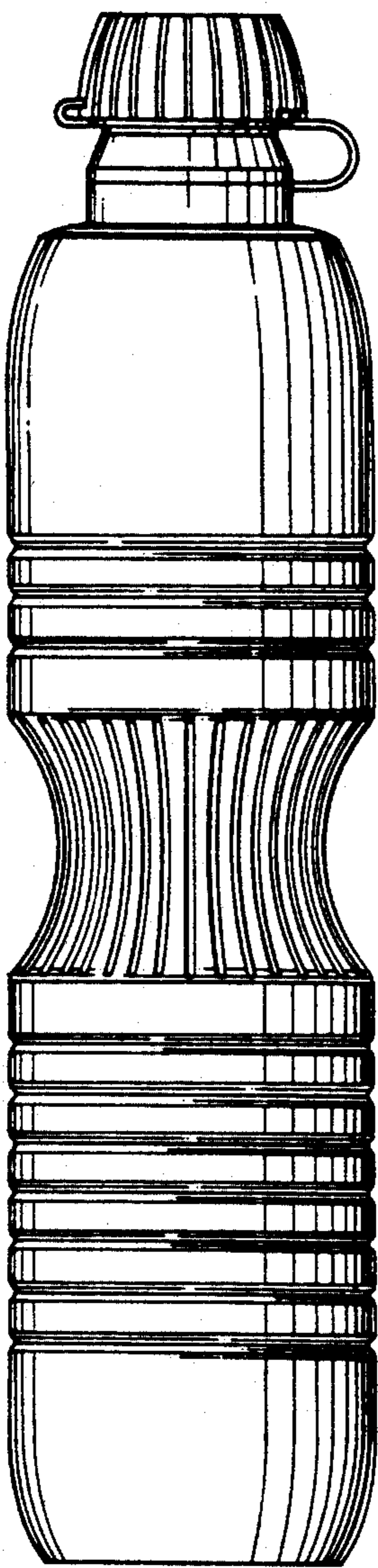


FIG. 1.

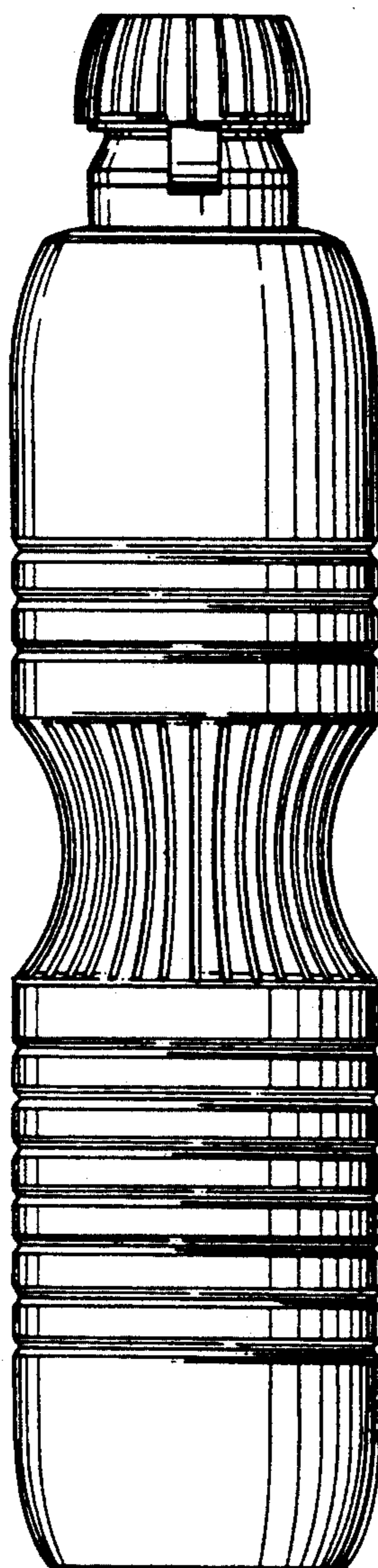


FIG. 2.

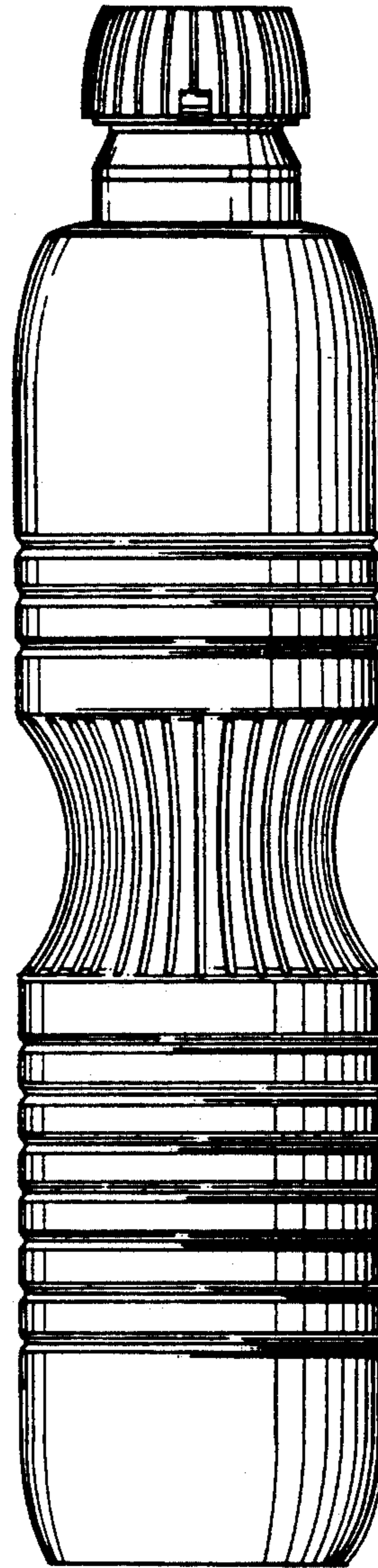


FIG. 3.

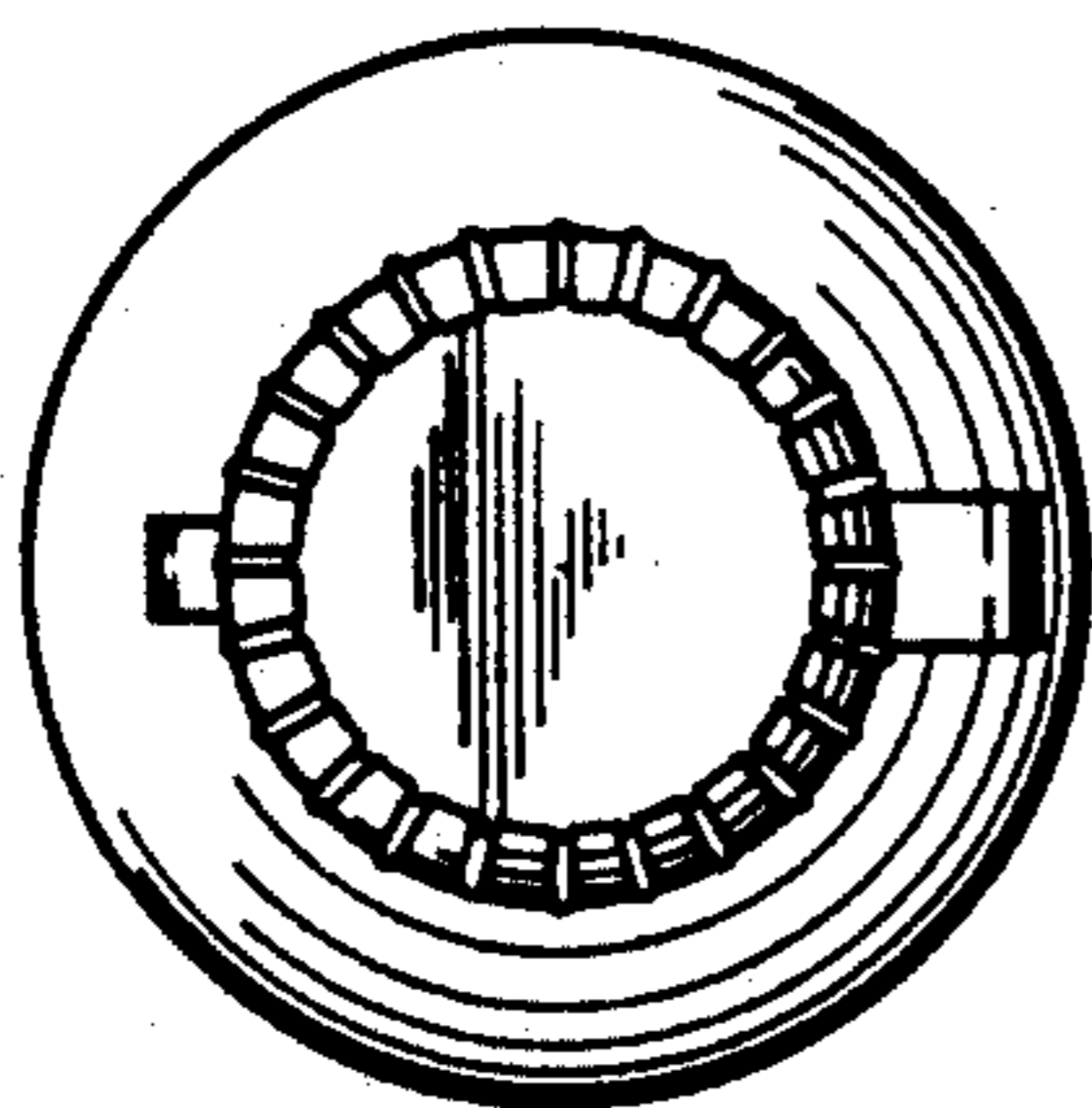


FIG. 4.




FIG. 5.

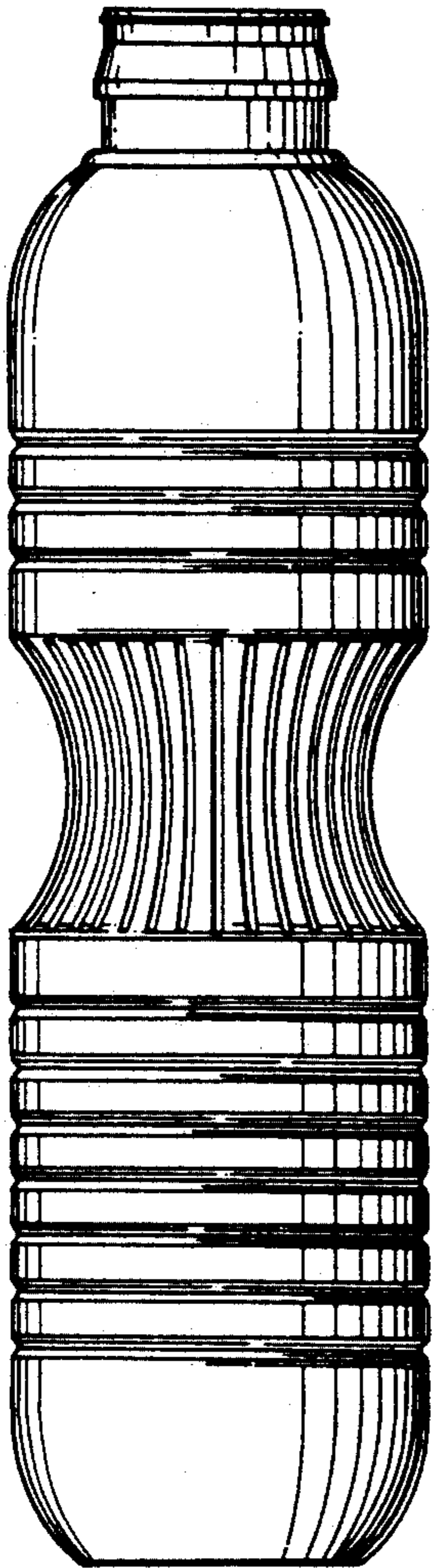


FIG. 6.

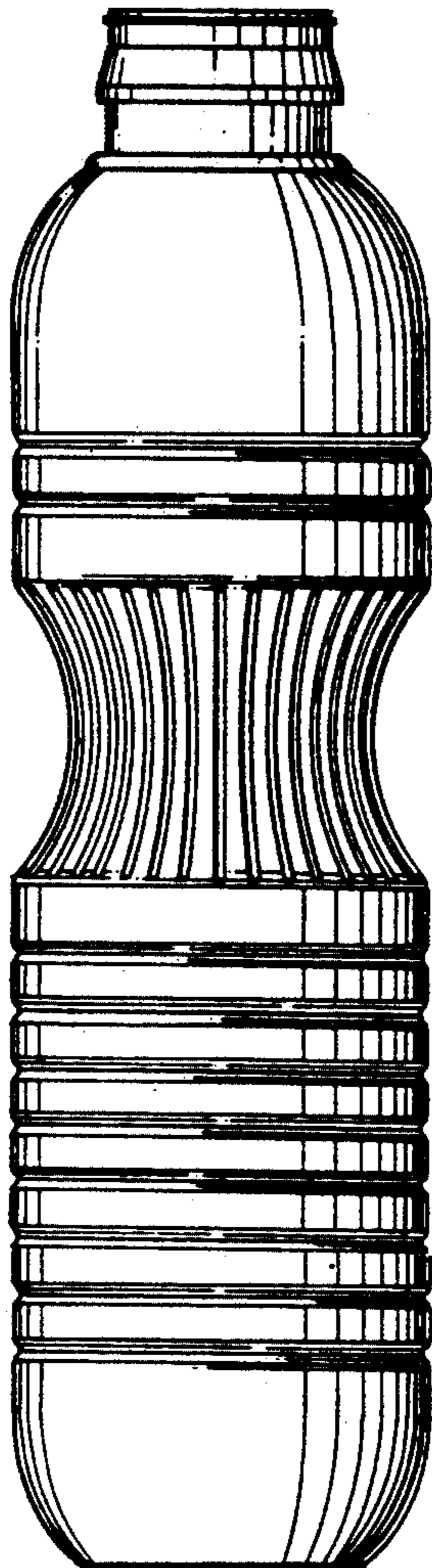


FIG. 1.

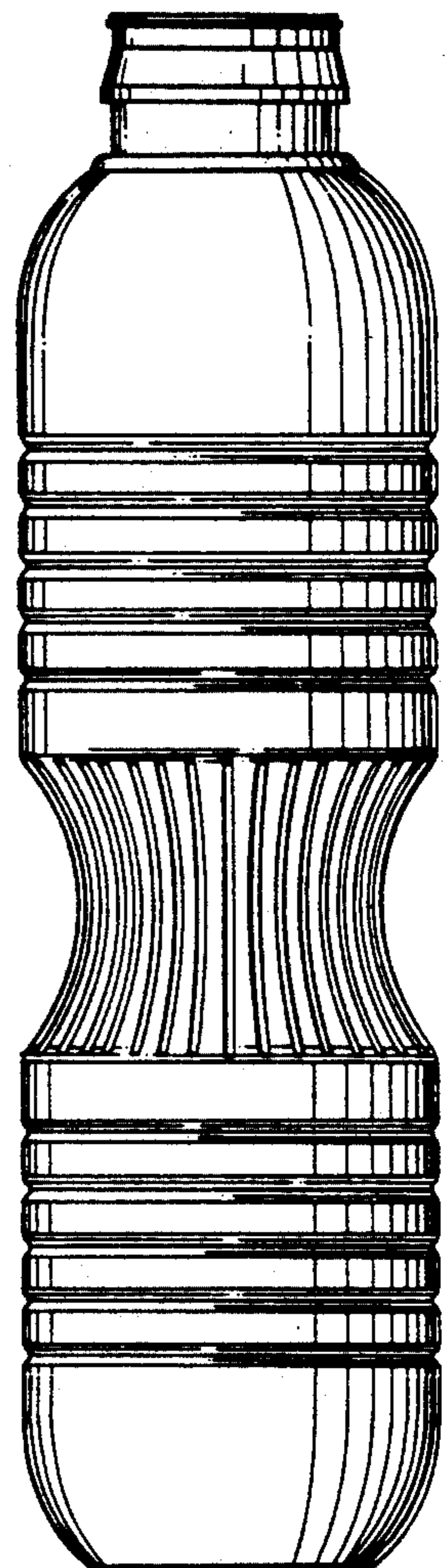


FIG. 8.

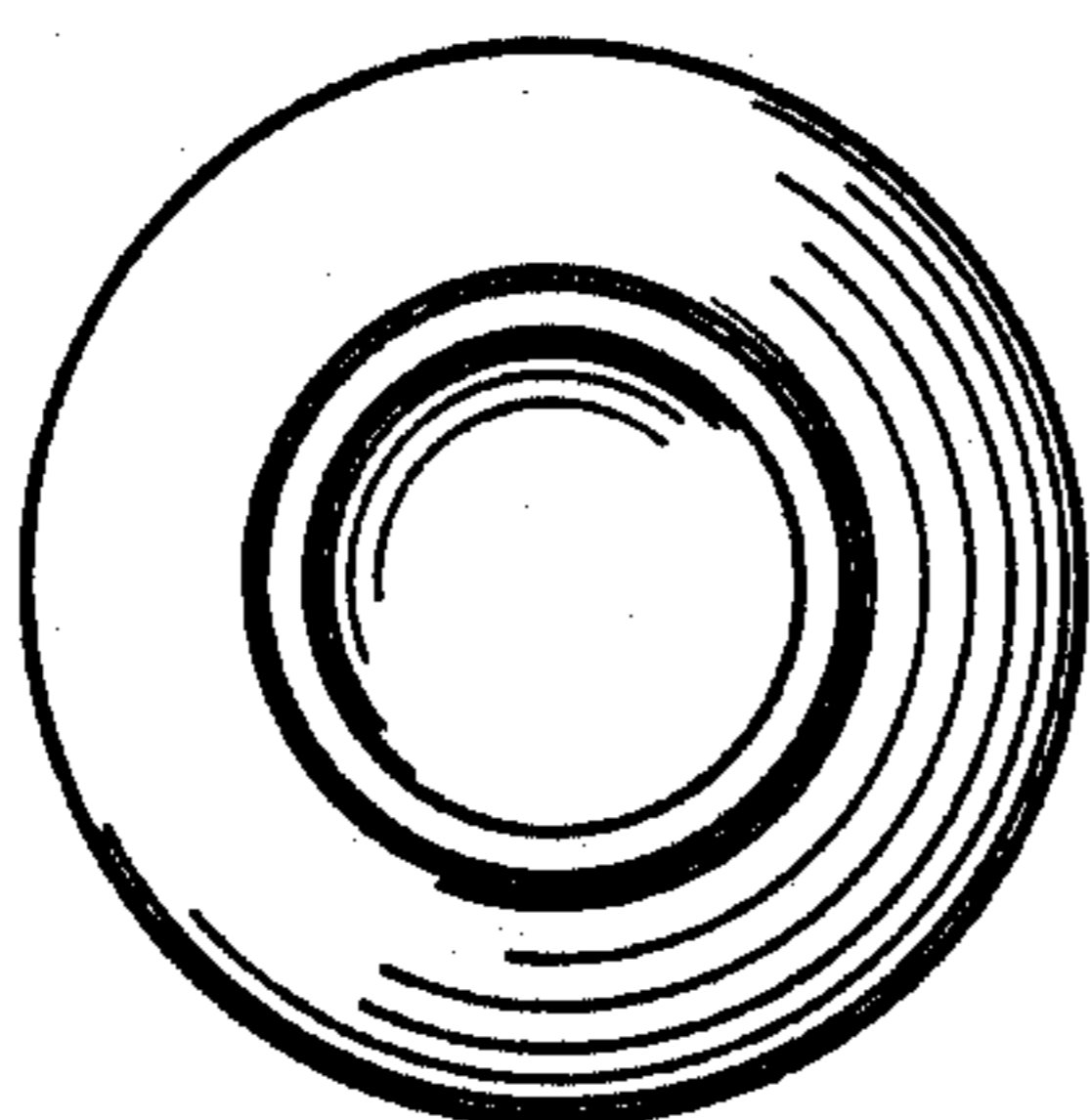


FIG. 9.




FIG. 10.