



US00D339063S

# United States Patent [19]

[11] Patent Number: **Des. 339,063**

Simon

[45] Date of Patent: **\*\* Sep. 7, 1993**

[54] **AWARD RECOGNITION PACKAGE**

[75] Inventor: **Doris M. Simon, Owatonna, Minn.**

[73] Assignee: **Jostens, Inc., Minneapolis, Minn.**

[\*\*] Term: **14 Years**

[21] Appl. No.: **842,578**

[22] Filed: **Feb. 26, 1992**

[52] U.S. Cl. .... **D9/433; D9/432**

[58] Field of Search ..... **D9/432, 433, 346, 341, D9/423, 424, 414, 415; 206/45.31, 472, 474, 475, 566, 486, 487, 491, 494, 495; 229/87.06, 162; D19/26, 32, 2, 3**

2,311,137	2/1943	Sunderhauf et al. ....	206/45.31
2,314,721	3/1943	Lowenstein .....	206/45.31
2,859,866	11/1958	Altenbern et al. ....	206/45.31
2,874,828	2/1959	Neugebauer .....	206/45.31
4,951,404	8/1990	Lithwick .....	206/462 X

*Primary Examiner*—Bernard Ansher  
*Assistant Examiner*—Prabhakar Deshmukh  
*Attorney, Agent, or Firm*—Vidas, Arrett & Steinkraus

[57] **CLAIM**

The ornamental design for a award recognition package, as shown and described.

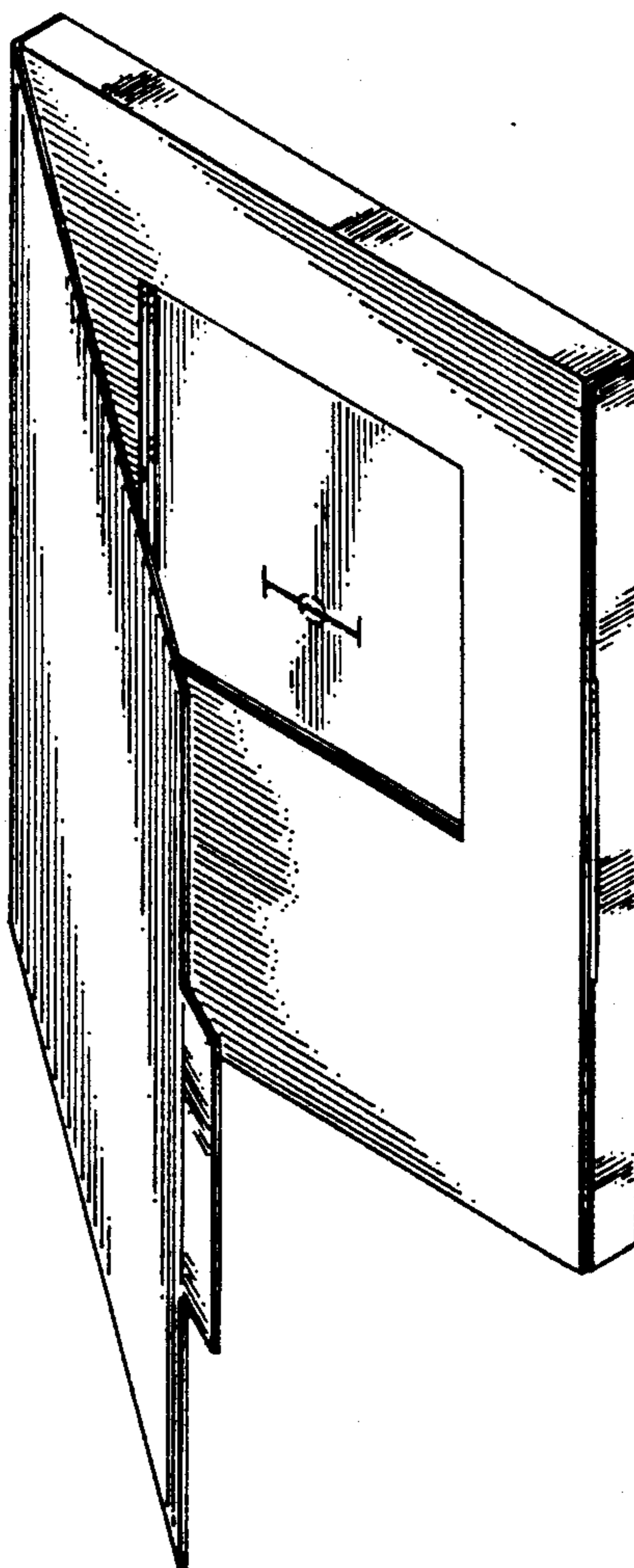
**DESCRIPTION**

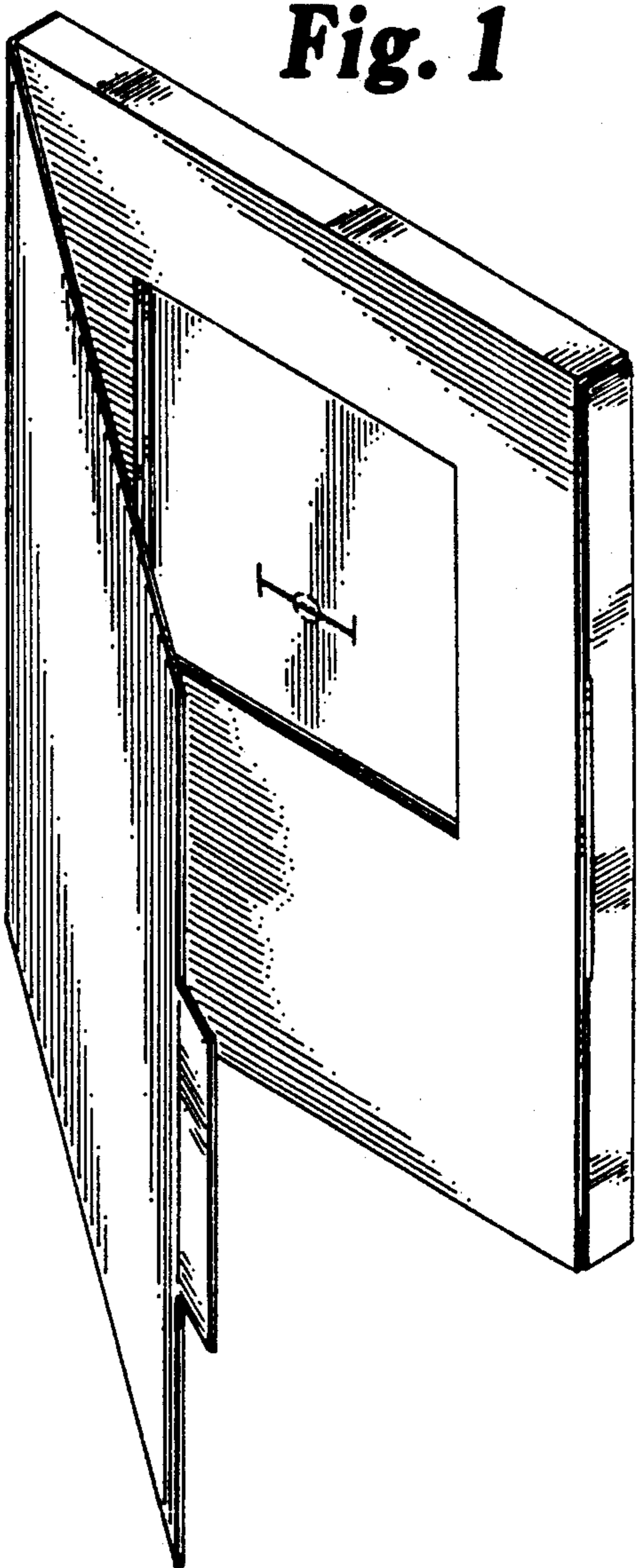
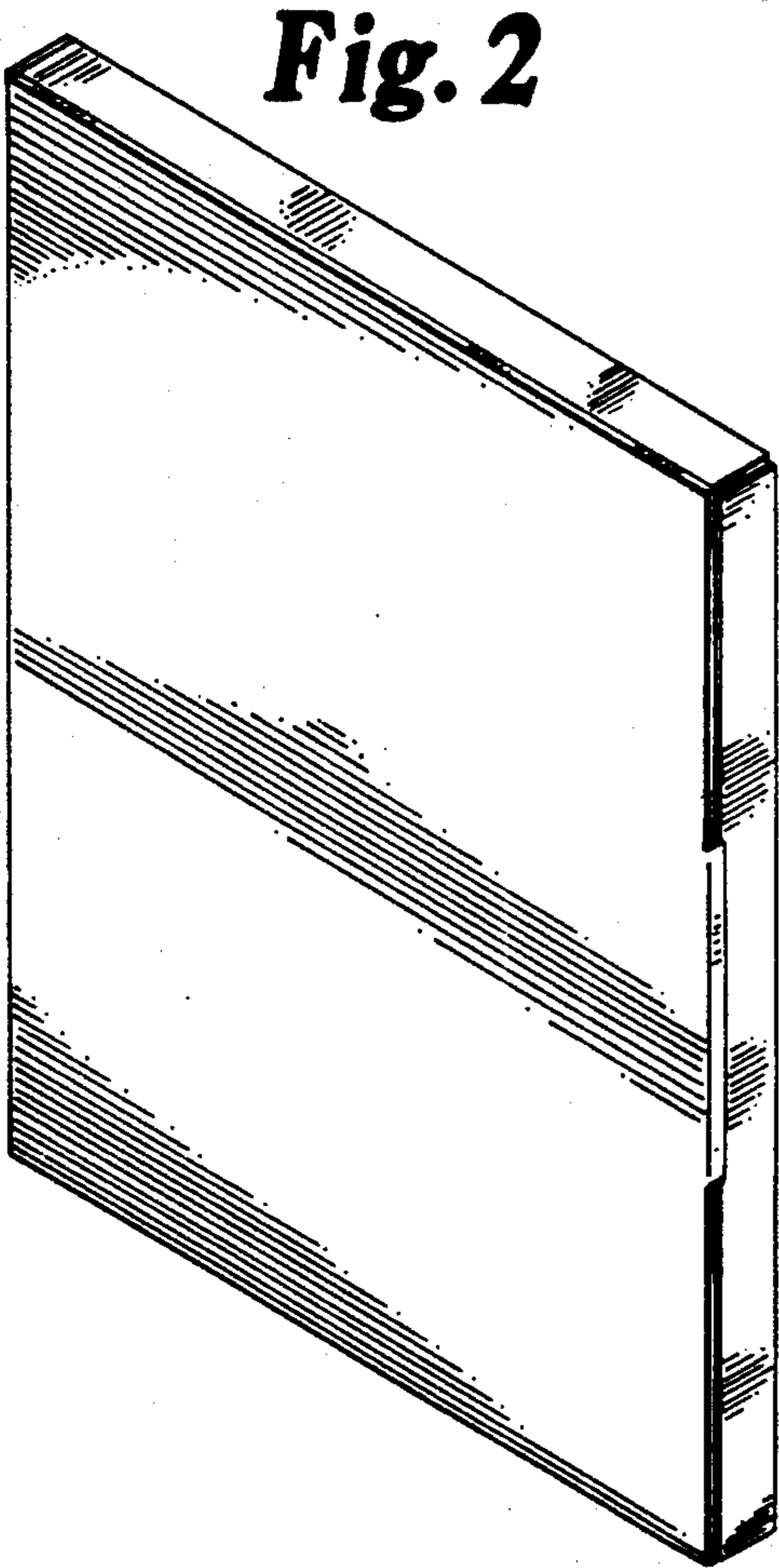
FIG. 1 is a perspective view of an award recognition package showing my new design;  
FIG. 2 is a perspective view thereof shown in a closed position;  
FIG. 3 is a front elevational view thereof;  
FIG. 4 is a left side elevational view thereof;  
FIG. 5 is a right side elevational view thereof;  
FIG. 6 is a bottom plan view thereof;  
FIG. 7 is a rear elevational view thereof; and,  
FIG. 8 is a top plan view thereof.

[56] **References Cited**


**U.S. PATENT DOCUMENTS**

D. 268,098	3/1983	Brown .....	D9/432 X
D. 319,843	9/1991	Thornell .....	D9/415 X
968,286	8/1910	Streit .....	206/45.31
1,310,729	7/1919	Appelbee .....	206/475
2,007,089	7/1935	Jones .....	206/45.31
2,285,991	6/1942	Lester .....	206/45.31





**Fig. 3**



**Fig. 4**




**Fig. 5**



**Fig. 6**



**Fig. 7**



**Fig. 8**

