



US00D339041S

# United States Patent [19]

[11] Patent Number: **Des. 339,041**

**Tanfoglio**

[45] Date of Patent: **\*\* Sep. 7, 1993**

[54] **CORKSCREW**

[75] Inventor: **Dario Tanfoglio, Fornaci-Brescia, Italy**

[73] Assignee: **Fratelli Guzzini S.p.A., Recanati, Italy**

[\*\*] Term: **14 Years**

[21] Appl. No.: **927,810**

[22] Filed: **Aug. 10, 1992**

[30] Foreign Application Priority Data

Feb. 13, 1992 [IT] Italy ..... MI920000078

[52] U.S. Cl. .... **D8/42**

[58] Field of Search ..... **D8/18, 33-34, D8/37, 39, 40-43; 81/3.4, 3.07, 3.08, 3.09, 3.15, 3.29, 3.35, 3.36, 3.37, 3.41, 3.42, 3.43, 3.48, 3.55, 3.57; 7/151-152, 155-156; 30/416, 420, 422, 427, 450**

[56] **References Cited**

### U.S. PATENT DOCUMENTS

38,147 4/1863 Chinnock ..... 81/3.29  
D. 146,833 5/1947 Peterson ..... D8/42

D. 281,855 12/1985 Kuhn ..... D8/42  
D. 327,615 7/1992 Fenner ..... D8/42  
1,753,026 4/1930 Rosati ..... 81/3.37  
4,063,473 12/1977 Bozzo ..... 81/3.37  
4,727,779 3/1988 Lee ..... 81/3.37

### OTHER PUBLICATIONS

Vogue Feb. 1, 1948, p. 159.

*Primary Examiner*—Bernard Ansher

*Assistant Examiner*—R. Barkai

*Attorney, Agent, or Firm*—Hedman, Gibson & Costigan

### [57] CLAIM

The ornamental design for a corkscrew, as shown and described.

### DESCRIPTION

FIG. 1 is a top perspective view showing my new design, in closed position;  
FIG. 2 is a top plan view thereof in closed position;  
FIG. 3 is a bottom plan view thereof in closed position;  
FIG. 4 is a front elevational view thereof in the closed position, the rear elevational view being a mirror image;  
FIG. 5 is a side elevational view thereof in the closed position, the side opposite being a mirror image; and,  
FIG. 6 is a side elevation view thereof in open position.

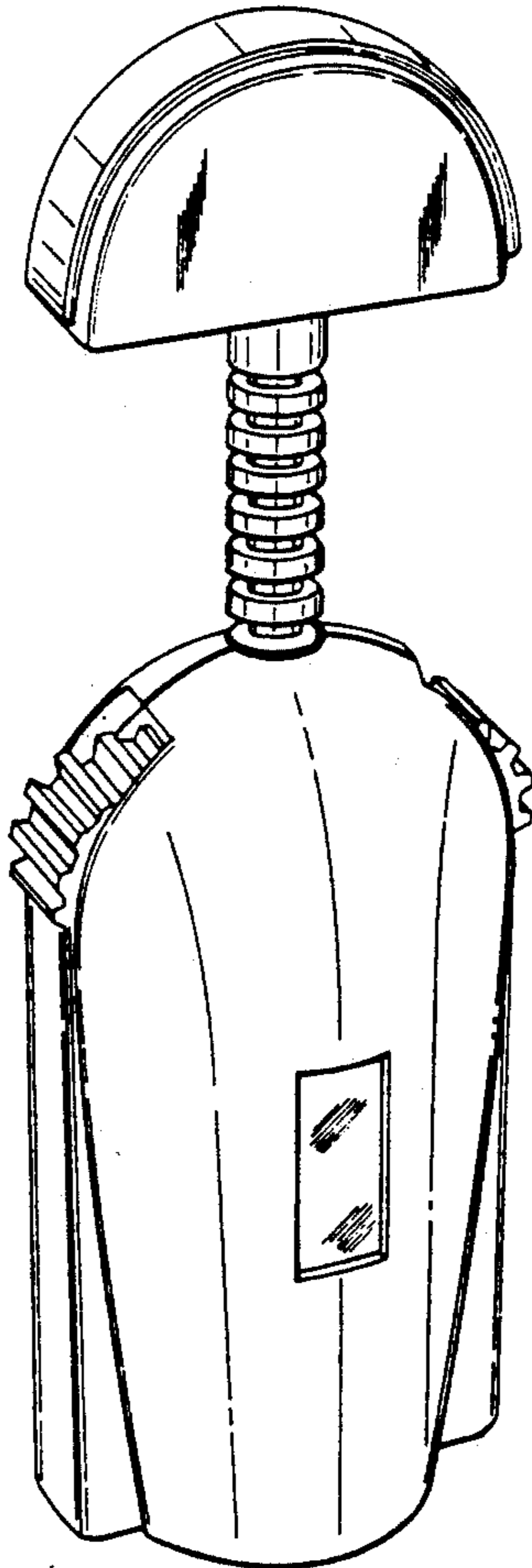


Fig.1

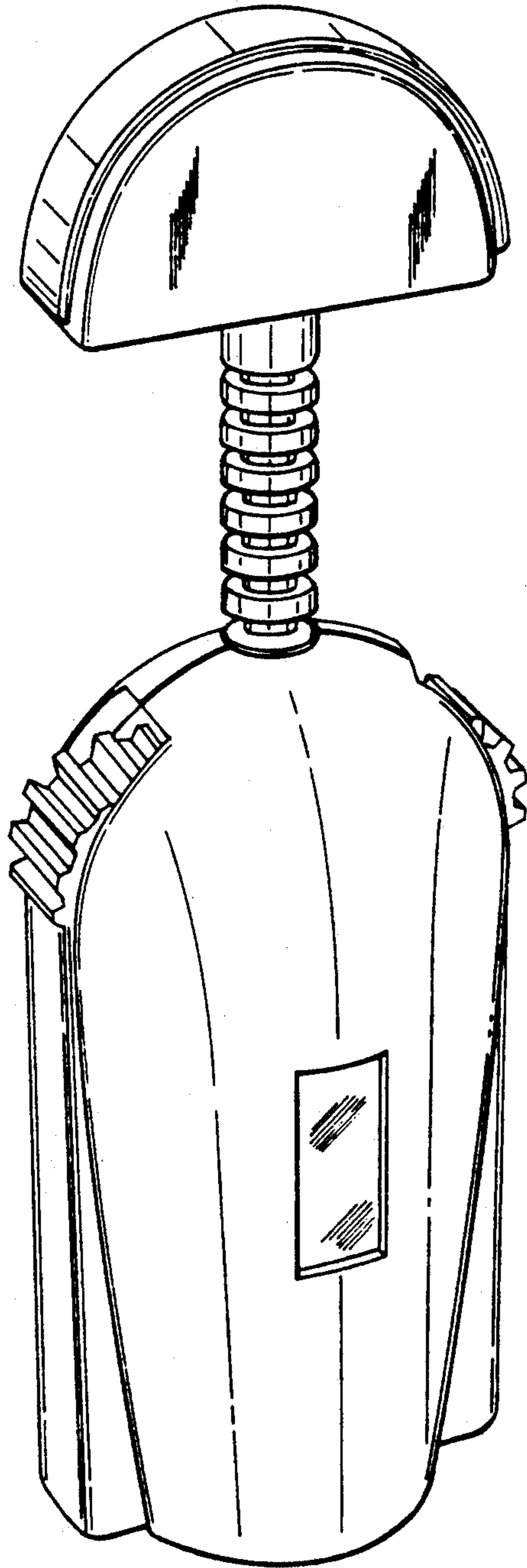


Fig. 2

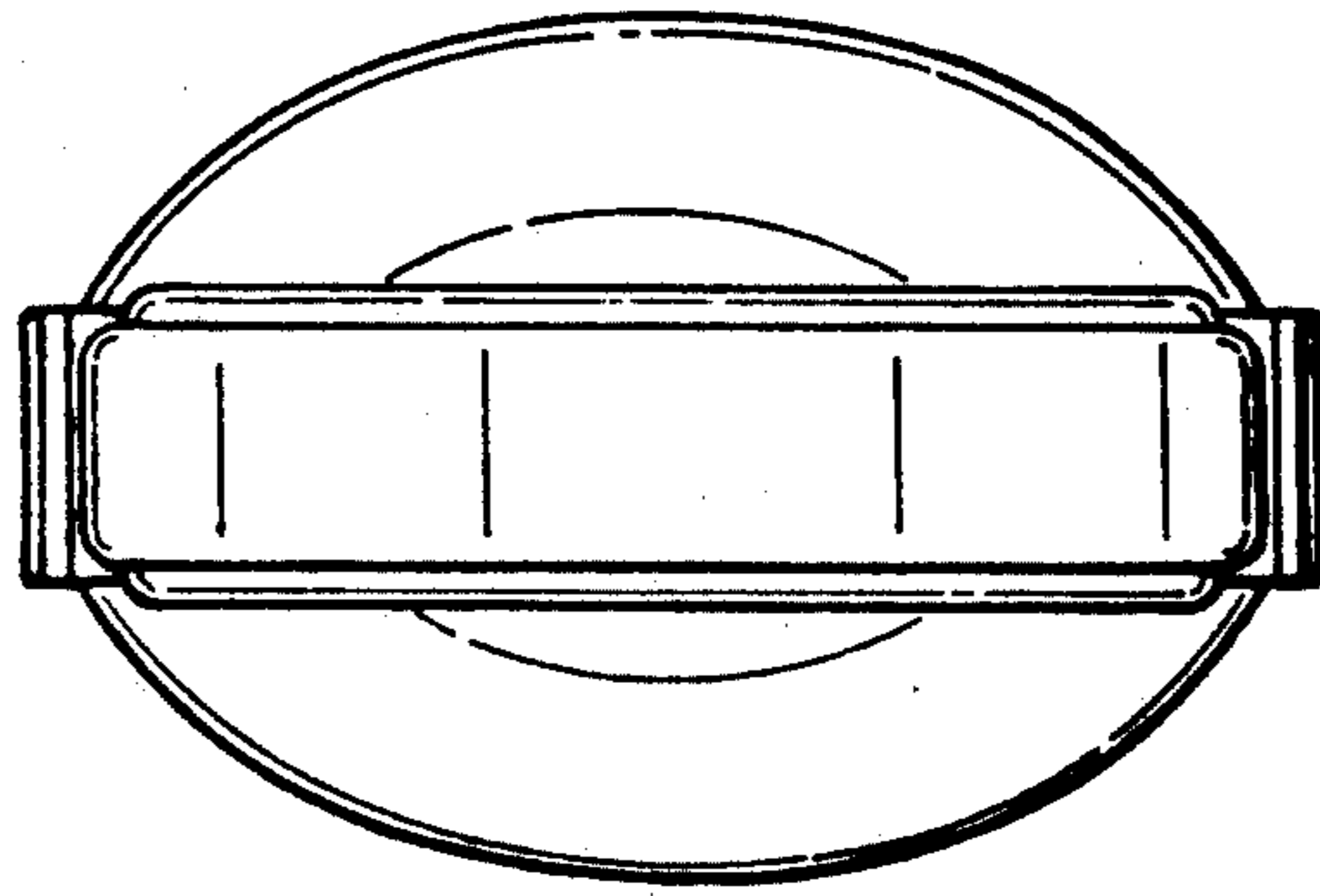


Fig. 3

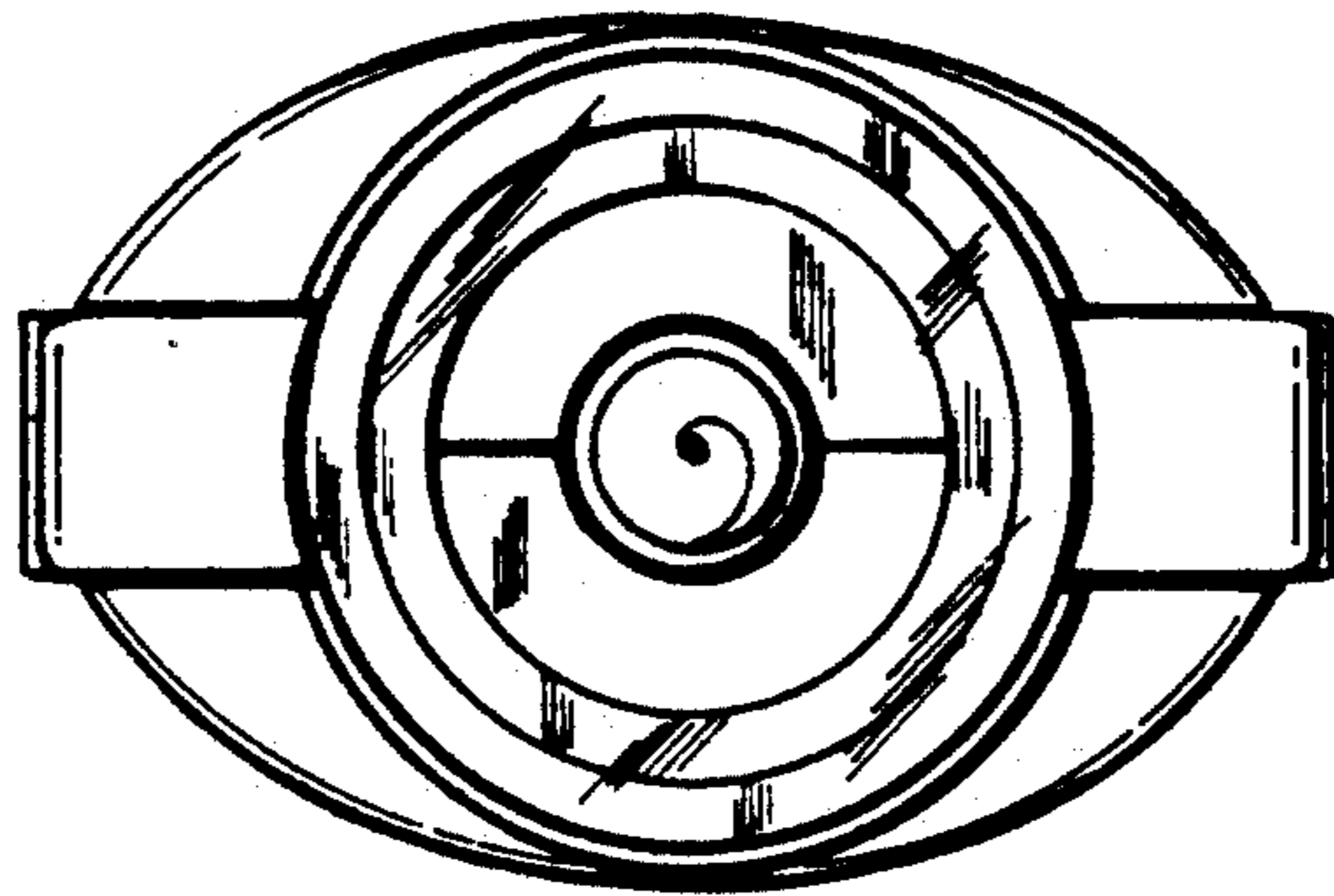


Fig.4

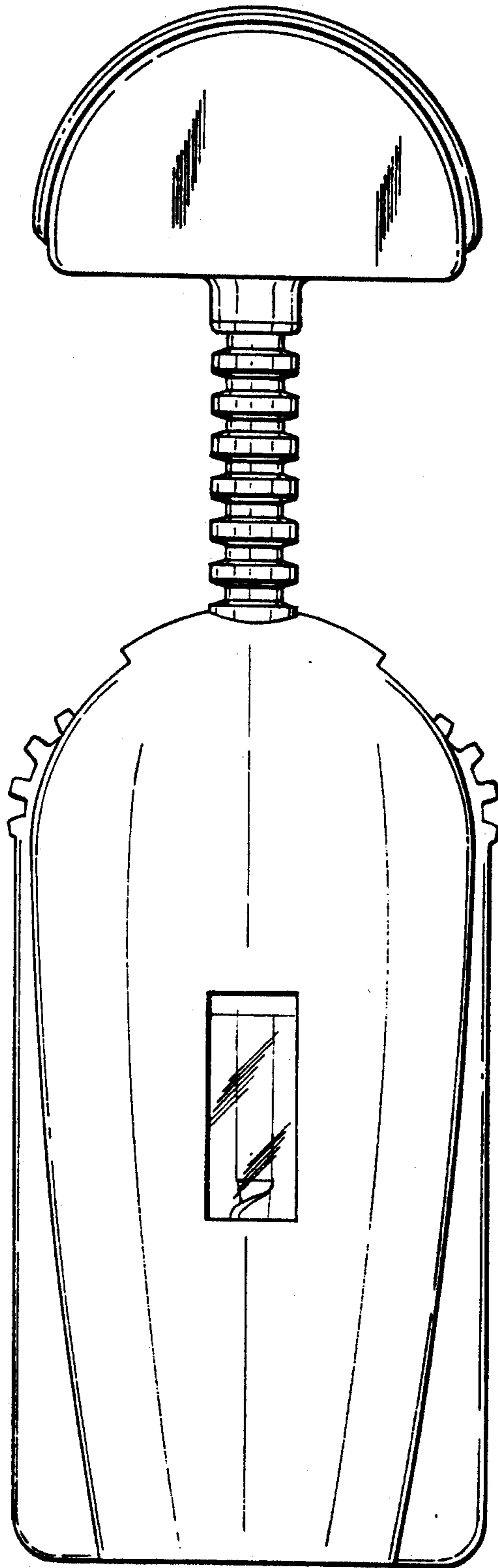


Fig.5

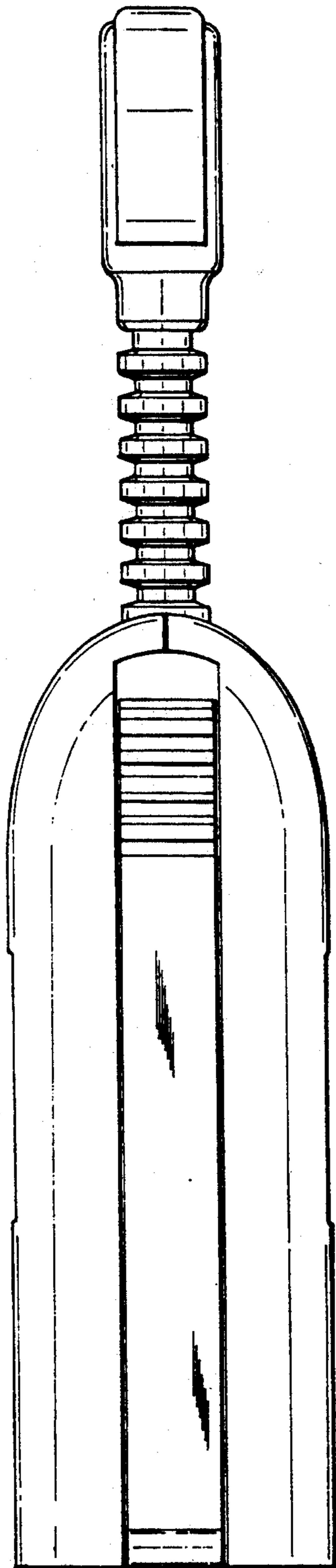


Fig.6

