



US00D339038S

United States Patent [19]

[11] Patent Number: **Des. 339,038**

Pohlmann

[45] Date of Patent: **** Sep. 7, 1993**

[54] **COMBINED SPADE AND HOE**

3,848,915 11/1974 Wherry 294/57 X

[76] Inventor: **Dorothy M. Pohlmann, 1462 Mount Shasta Ave., Milpitas, Calif. 95035**

FOREIGN PATENT DOCUMENTS

[**] Term: **14 Years**

2318065 6/1974 Fed. Rep. of Germany 294/57
1171157 9/1958 France 7/116

[21] Appl. No.: **655,963**

Primary Examiner—Wallace R. Burke
Assistant Examiner—H. Baynham
Attorney, Agent, or Firm—Leon Gilden

[22] Filed: **Feb. 15, 1991**

[52] U.S. Cl. **D8/10**

[58] Field of Search **D8/10, 11; 7/114-116; 294/57, 55.5**

[57] CLAIM

The ornamental design for a combined spade and hoe, as shown and described.

[56] References Cited

U.S. PATENT DOCUMENTS

D. 56,054	8/1920	Dlacich	D8/11
D. 60,250	1/1922	Plantinga	D8/11
D. 198,979	8/1964	Petoe	D8/10
853,566	5/1907	Sparks	294/57
906,462	12/1908	Rogers	294/57
969,975	9/1910	Olmstead	294/57
1,133,159	3/1915	Heiman	7/114
2,579,484	12/1951	Fenton	294/57
3,226,149	12/1965	McJohnson	294/55.5

DESCRIPTION

FIG. 1 is a front elevational view of a combined spade and hoe showing my new design;
FIG. 2 is a rear elevational view thereof;
FIG. 3 is a left side elevational view thereof;
FIG. 4 is a right side elevational view thereof;
FIG. 5 is a top plan view thereof;
FIG. 6 is a bottom plan view thereof;
FIG. 7 is a front, side perspective view thereof; and,
FIG. 8 is a rear opposite side perspective view thereof.

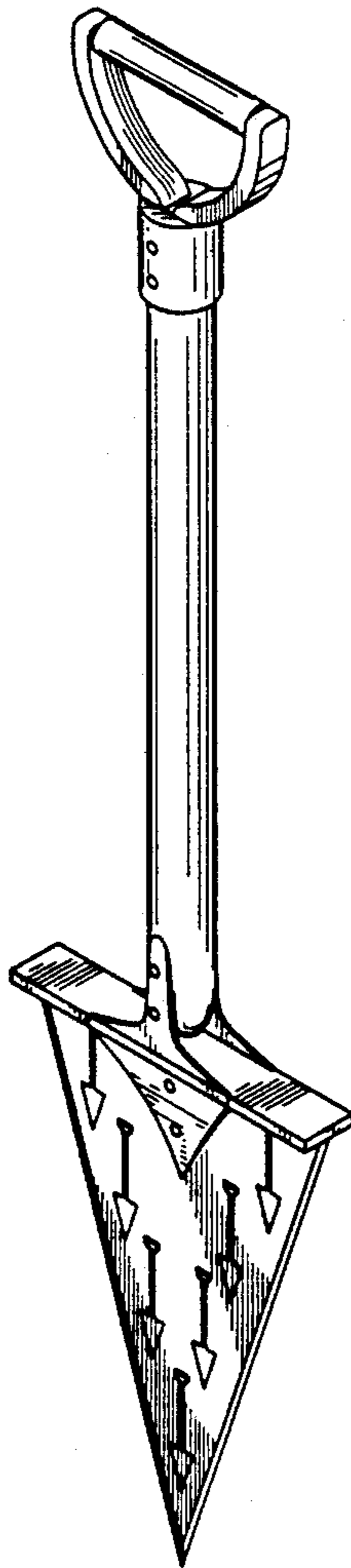


FIG. 1

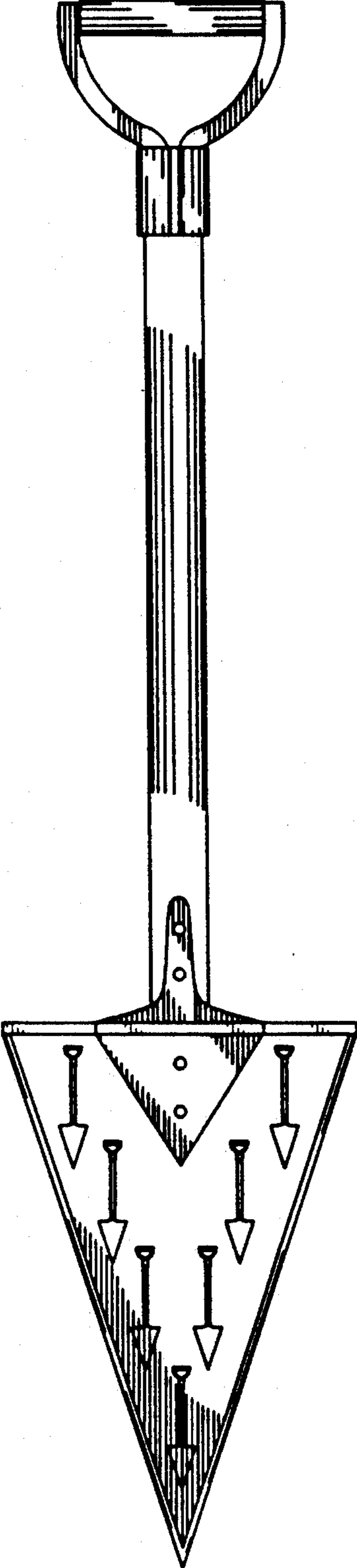


FIG. 2

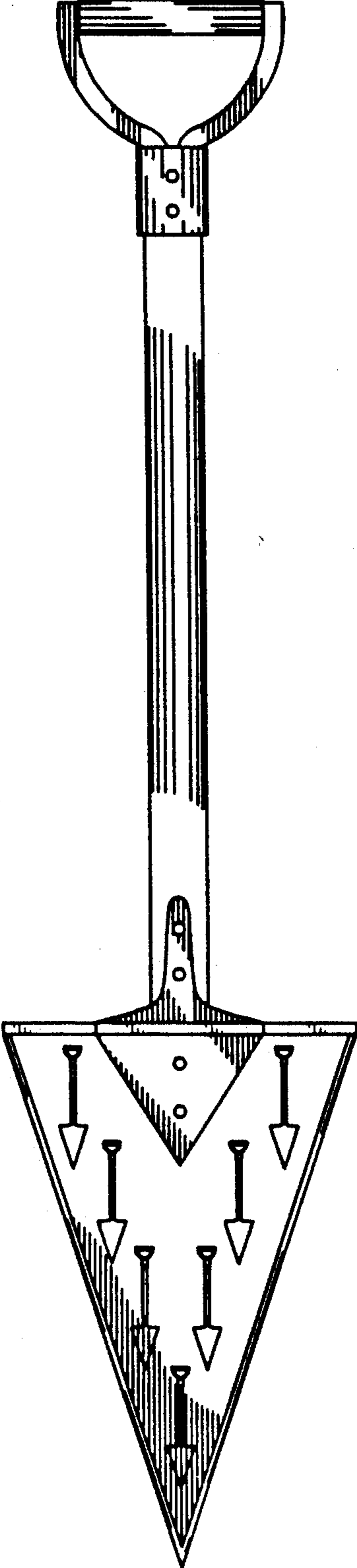


FIG. 3



FIG. 4



FIG. 5



FIG. 6

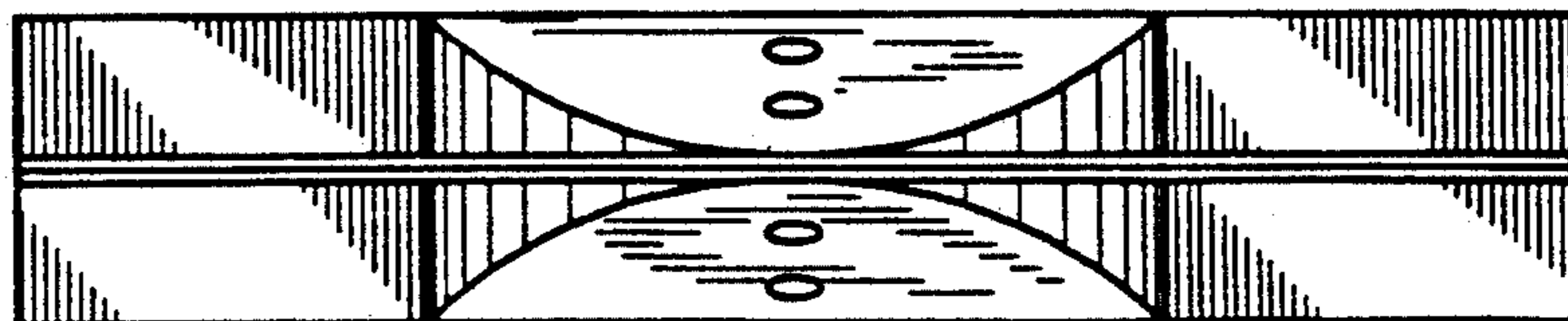


FIG. 7

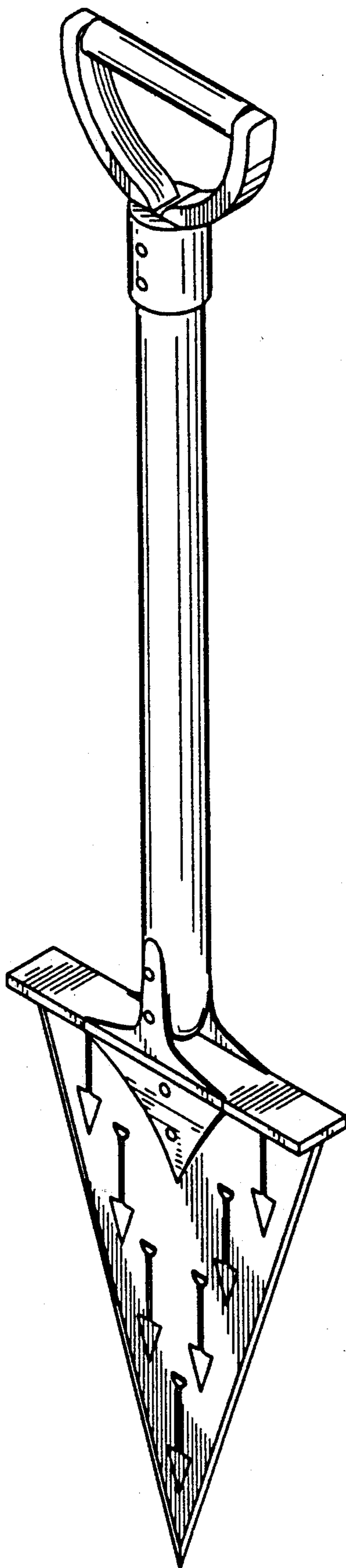


FIG. 8

