



US00D339036S

United States Patent [19]

McDaniel

[11] Patent Number: **Des. 339,036**

[45] Date of Patent: **** Sep. 7, 1993**

[54] **ORAL FEEDING UTENSIL**

[76] Inventor: **Douglas L. McDaniel, 6001 Deerhunter La., Lexington, N.C. 27292**

[**] Term: **14 Years**

[21] Appl. No.: **821,595**

[22] Filed: **Jan. 15, 1992**

[52] U.S. Cl. **D7/653; D7/643**

[58] Field of Search **D7/642, 643, 653, 654, D7/664, 401.2; 30/147-150, 322, 323, 324, 326**

[56] **References Cited**

U.S. PATENT DOCUMENTS

D. 182,393	3/1958	Wertz	D7/643
2,787,055	4/1957	Wertz	30/123
2,889,624	6/1959	McDonald	30/324
3,839,793	10/1974	Crapio	30/123
3,858,320	1/1975	Neal et al.	30/323
4,103,420	8/1978	Davis	30/129

4,719,702 1/1988 Hoffman 30/326

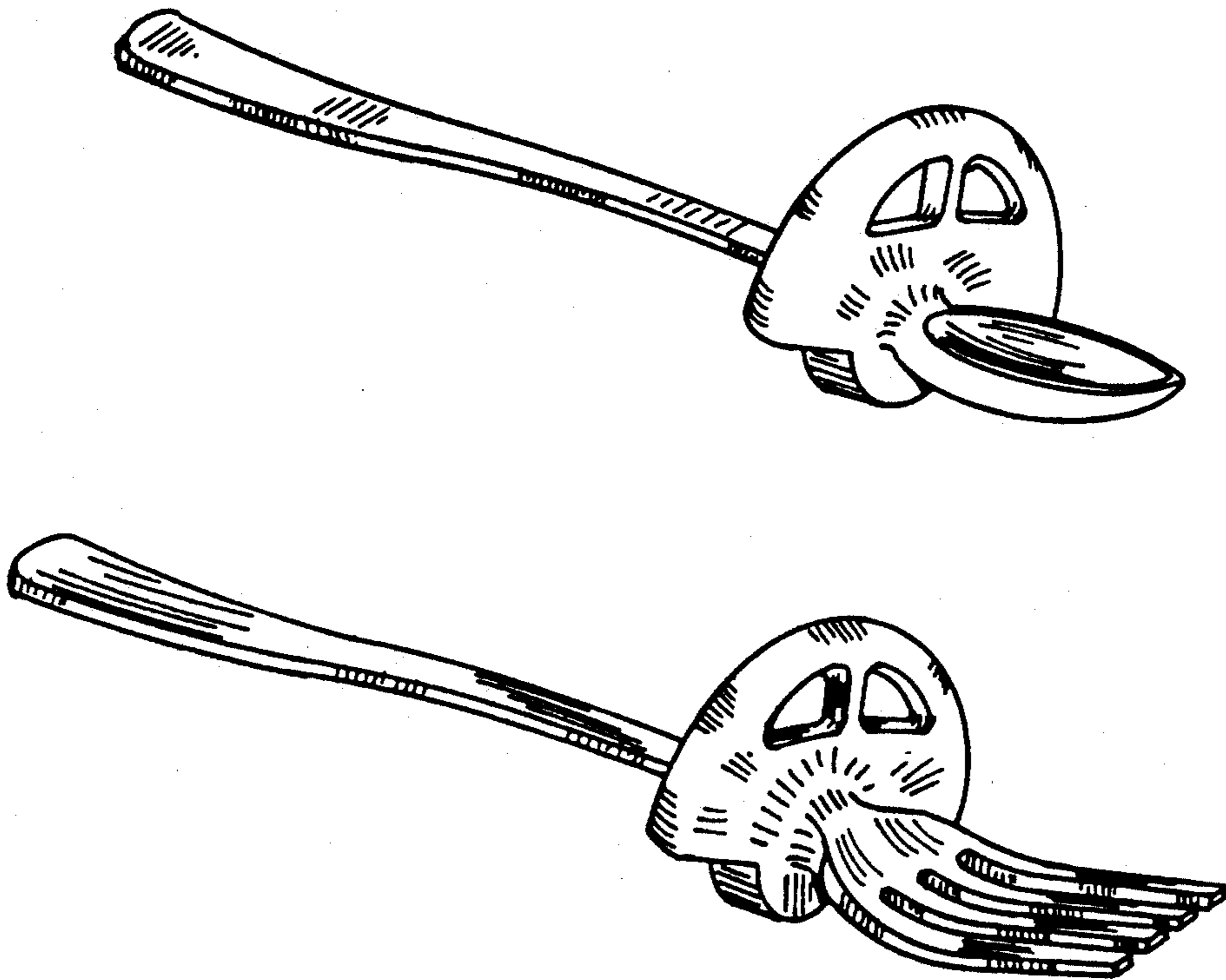
Primary Examiner—Alan P. Douglas
Assistant Examiner—Caron D. Veynar
Attorney, Agent, or Firm—Rhodes, Coats & Bennett

[57] **CLAIM**

The ornamental design for an oral feeding utensil, as shown and described.

DESCRIPTION

FIG. 1 is a front perspective view of an oral feeding utensil showing my new design; FIG. 2 is a right side elevational view of the oral feeding utensil, the left side elevational view being a mirror image thereof; FIG. 3 is a front elevational view thereof; FIG. 4 is a rear elevational view thereof; FIG. 5 is a top plan view thereof; FIG. 6 is a bottom plan view thereof; and, FIG. 7 is a perspective view of a second embodiment of the oral feeding utensil shown in FIG. 1.






FIG. 2

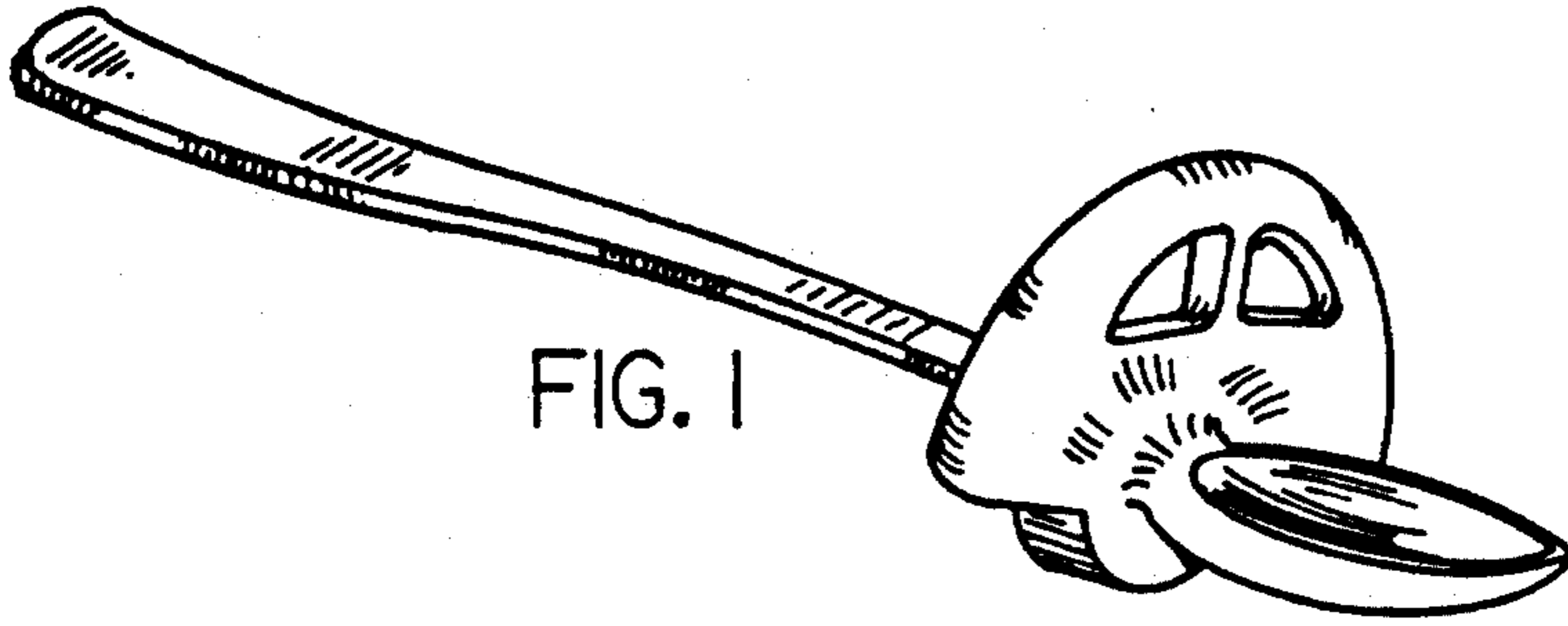


FIG. 1




FIG. 3




FIG. 4

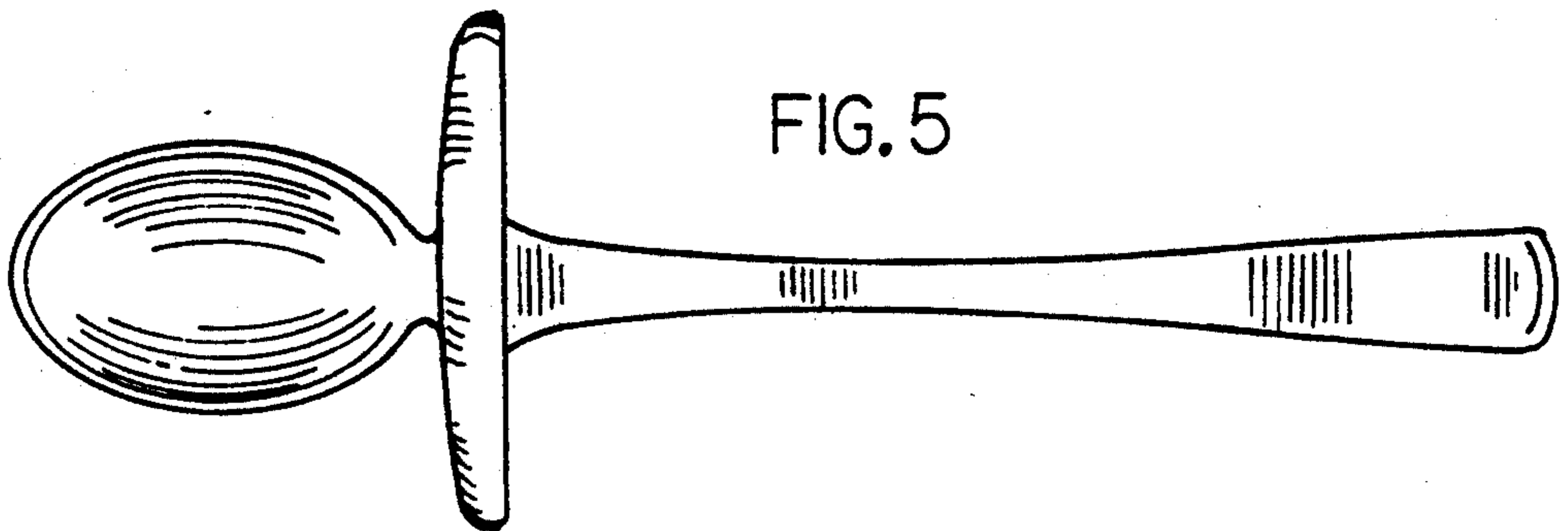


FIG. 5

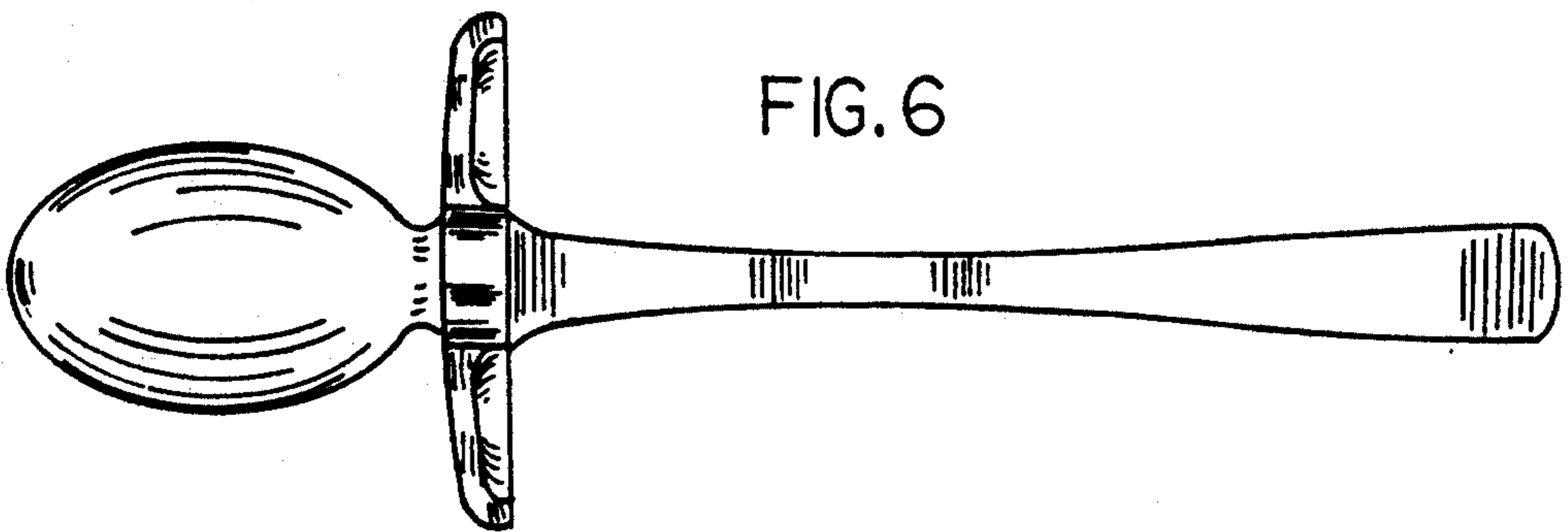


FIG. 6

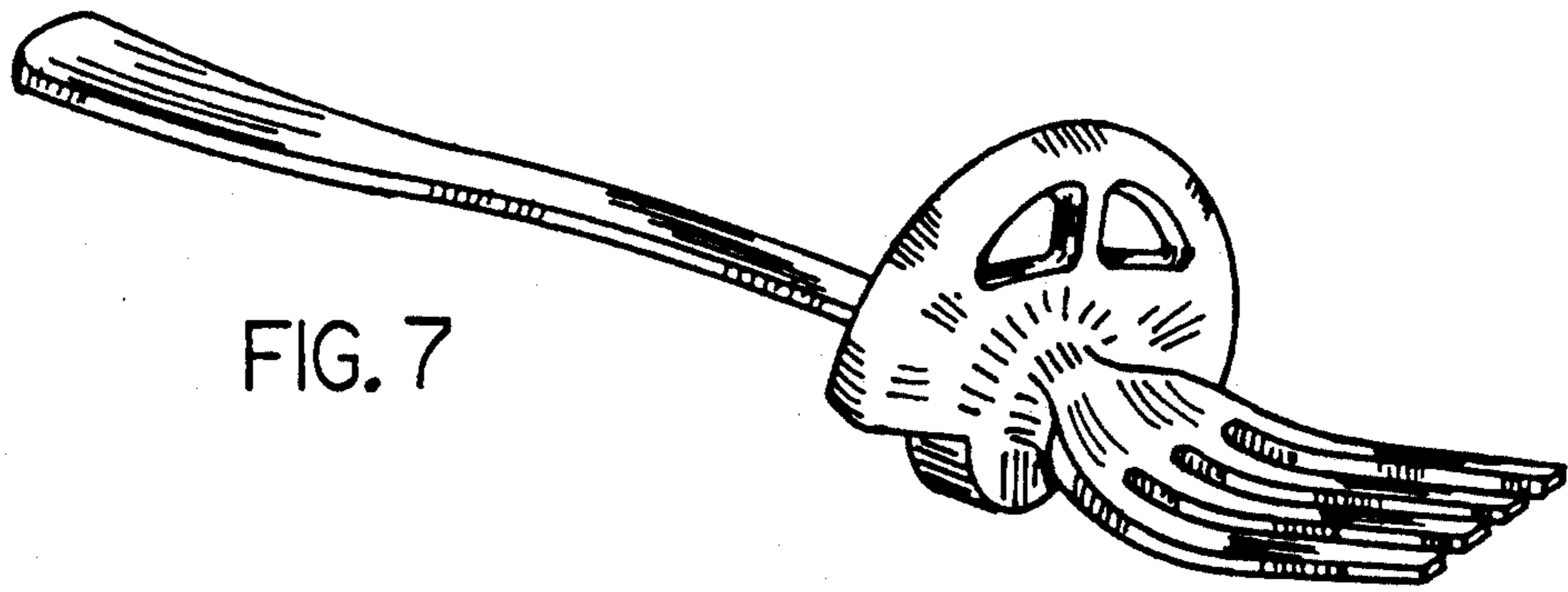


FIG. 7