



US00D339031S

United States Patent [19]

[11] Patent Number: **Des. 339,031**

Dix

[45] Date of Patent: **** Sep. 7, 1993**

[54] **CRAWFISH HEAD DISH**

[76] Inventor: **Michael J. Dix, 4647 Dreux, New Orleans, La. 70126**

[**] Term: **14 Years**

[21] Appl. No.: **616,006**

[22] Filed: **Nov. 20, 1990**

[52] U.S. Cl. **D7/578; D7/569**

[58] Field of Search **D7/514, 569, 515, 516, D7/519, 539, 551, 544, 567, 565, 571, 573, 578, 631, 639, 628, 633; D11/202, 204, 205; 206/557**

D. 182,775 5/1958 Tomrlin D7/564
 D. 244,573 6/1977 Thrush D7/539
 2,076,140 4/1937 Pounce D7/564 X
 2,085,951 7/1937 Carter et al. D7/564 X
 2,585,174 2/1952 Rosendahl D7/564 X
 4,899,881 2/1990 Girard et al. 206/557 X

Primary Examiner—Alan P. Douglas
Assistant Examiner—M. N. Pandozzi
Attorney, Agent, or Firm—Keaty & Keaty

[57] CLAIM

The ornamental design for a crawfish head dish, as shown.

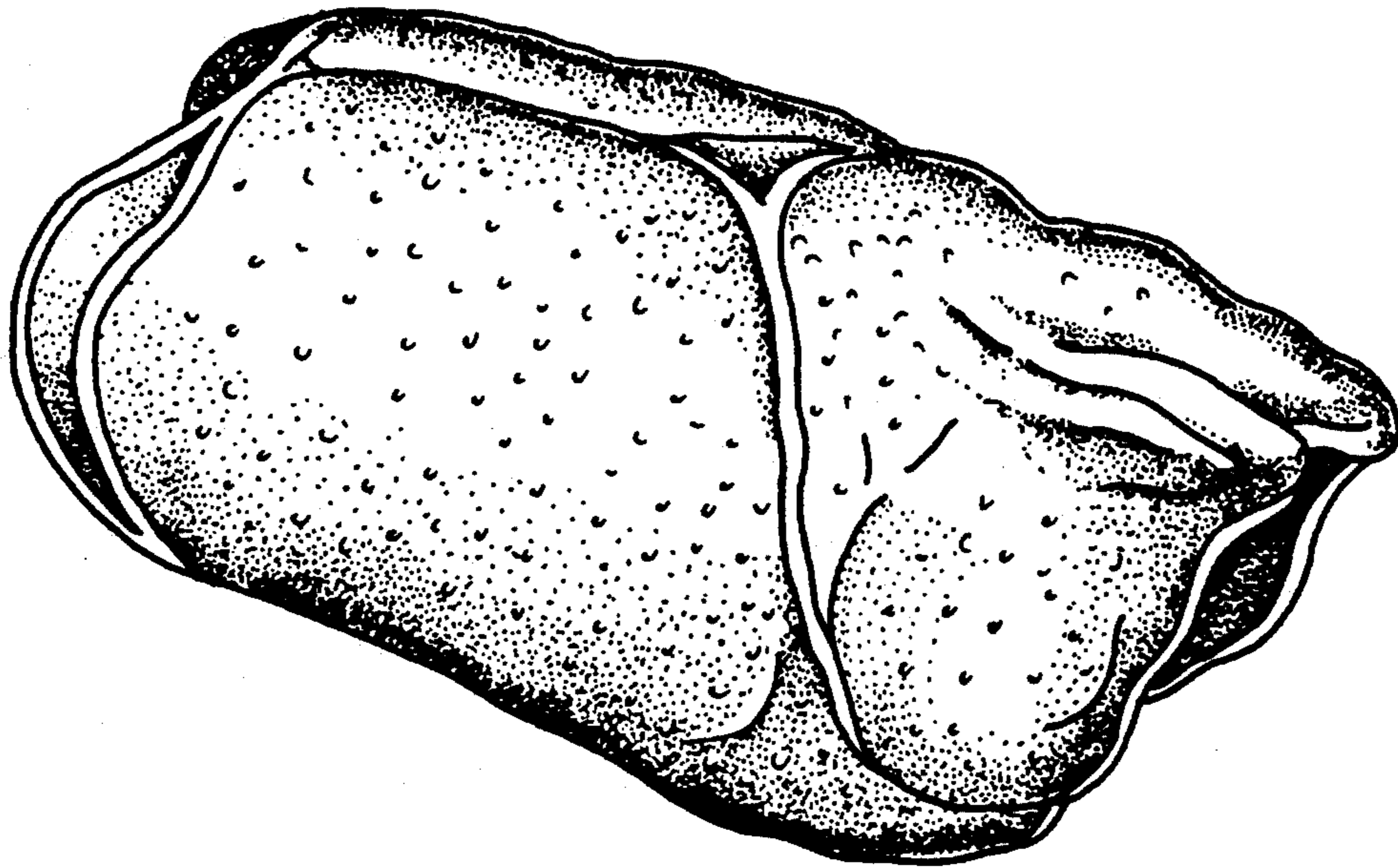
[56] References Cited

U.S. PATENT DOCUMENTS

D. 38,981 1/1908 Thiesen D7/564
 D. 38,982 1/1908 Thiesen D7/564
 D. 38,983 1/1908 Thiesen D7/544
 D. 38,984 1/1908 Thiesen D7/539
 D. 103,539 3/1937 Moore D7/567 X
 D. 124,849 1/1941 Avetta D7/564

DESCRIPTION

FIG. 1 is a top, front, left perspective view of a crawfish head dish, showing my new design;
 FIG. 2 is a top plan view thereof;
 FIG. 3 is a bottom plan view thereof;
 FIG. 4 is a right elevational view thereof;
 FIG. 5 is a front elevational view thereof; and,
 FIG. 6 is a rear elevational view thereof.



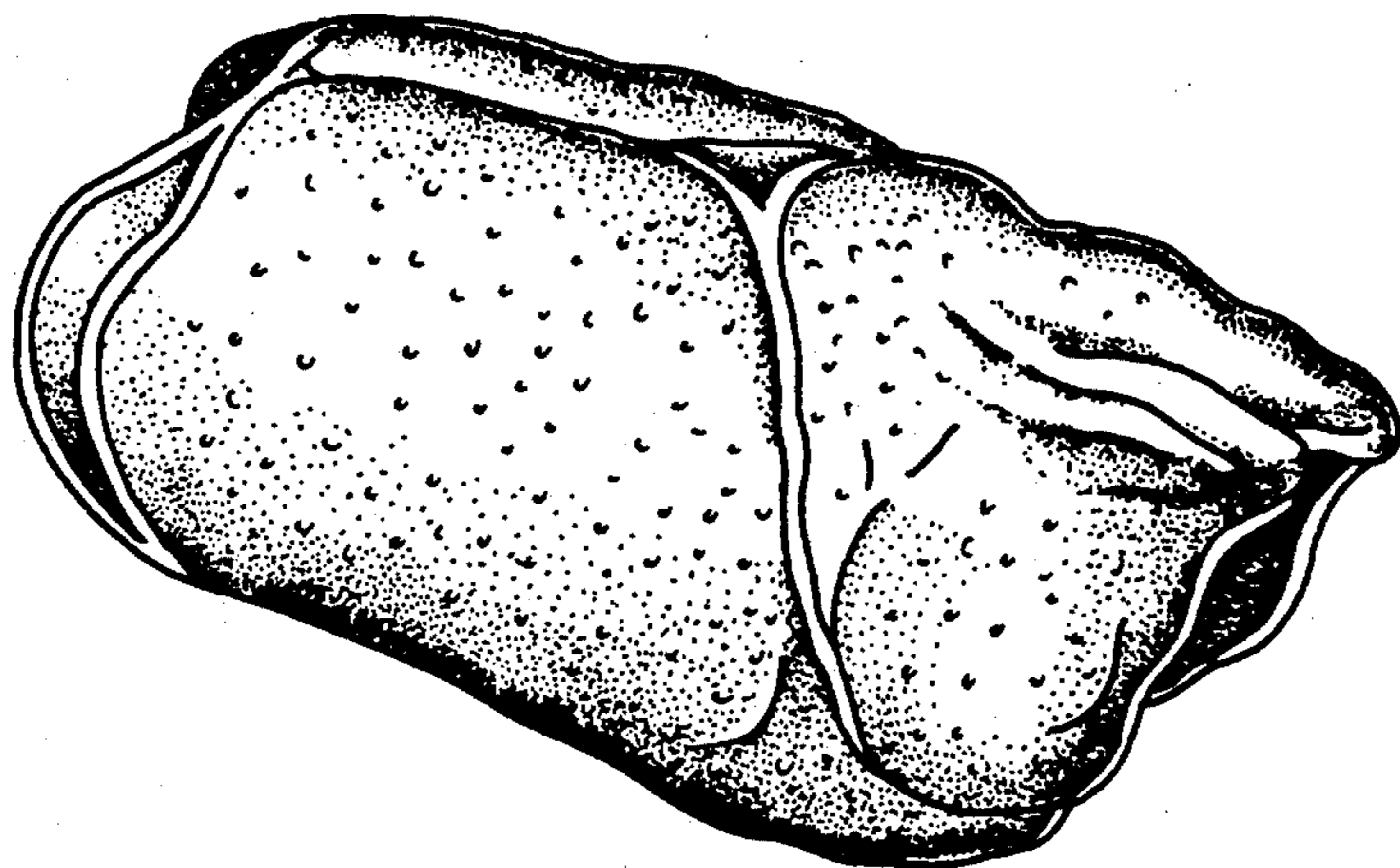


FIG. 1

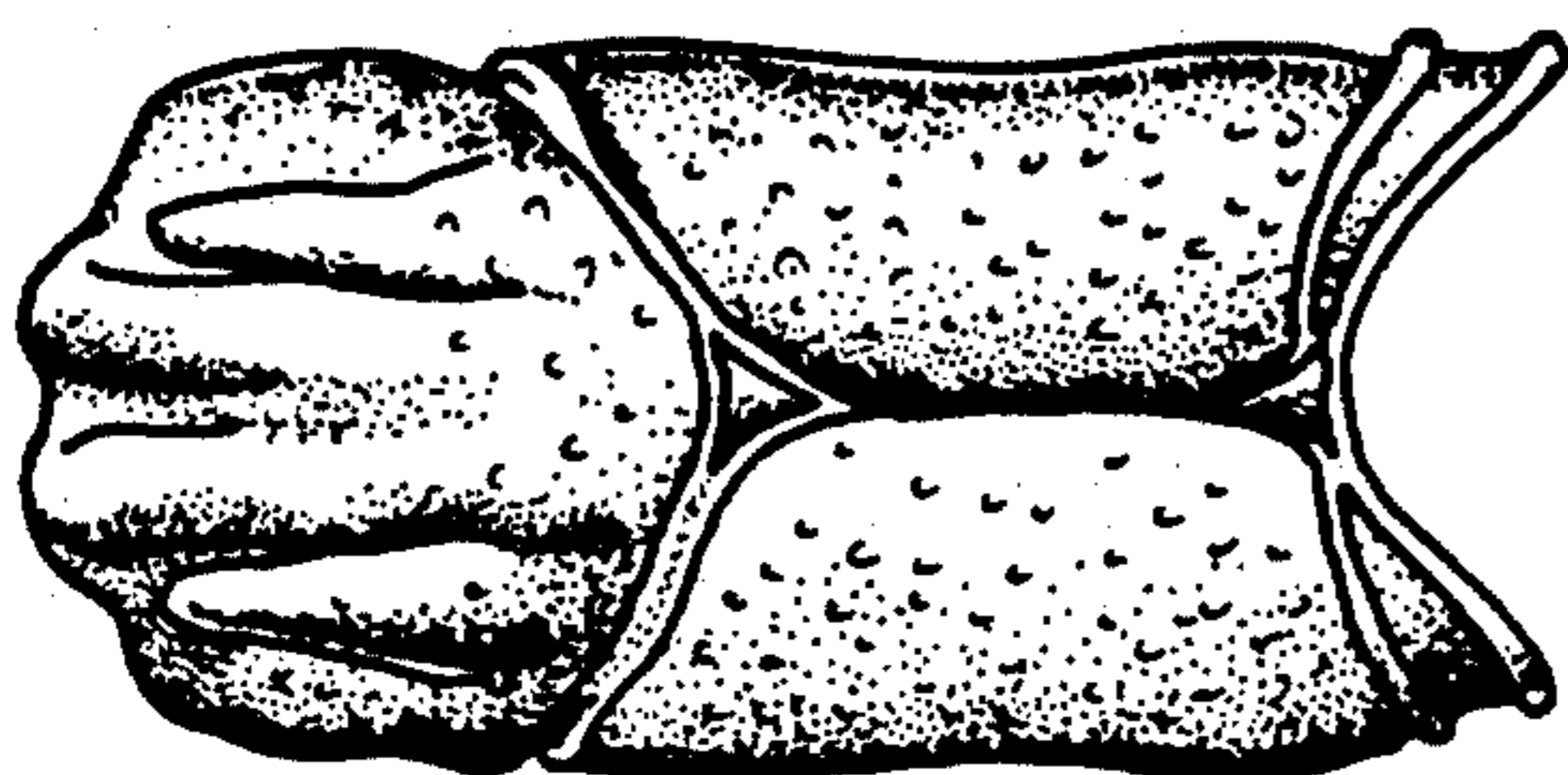


FIG. 2




FIG. 3




FIG. 4



FIG. 5




FIG. 6