



US00D339026S

# United States Patent [19]

[11] Patent Number: **Des. 339,026**

**Bannigan**

[45] Date of Patent: **\*\* Sep. 7, 1993**

[54] **FOOD PROCESSOR**

[56] **References Cited**

[75] Inventor: **Francis R. Bannigan, Huntingdale, Australia**

### U.S. PATENT DOCUMENTS

D. 300,400 3/1989 Kelly et al. .... D7/381  
4,921,175 5/1990 Okada et al. .... 241/37.5

[73] Assignee: **Kambrook Distributing Pty. Ltd., Australia**

*Primary Examiner*—Alan P. Douglas  
*Assistant Examiner*—Caron D. Veynar  
*Attorney, Agent, or Firm*—Andrus, Scales, Starke & Sawall

[\*\*] Term: **14 Years**

[57] **CLAIM**

The ornamental design for a food processor, as shown.

[21] Appl. No.: **617,909**

### DESCRIPTION

[22] Filed: **Nov. 23, 1990**

FIG. 1 is a bottom perspective view of a food processor showing my new design;

FIG. 2 is a top plan view;

FIG. 3 is a left side elevational view, the right side elevational view being a mirror image;

FIG. 4 is a rear perspective view; and,

FIG. 5 is a front elevational view.

The broken line showing of a portion of an electrical cord in FIGS. 2-4 is environmental only and forms no part of the claimed design.

[30] **Foreign Application Priority Data**

May 24, 1990 [AU] Australia ..... 1603/90

[52] U.S. Cl. .... **D7/384; D7/376**

[58] Field of Search ..... **D7/376, 381, 383, 384, D7/386; 241/37.5, 92, 93, 101.1, 199.12, 282.1, 282.2**

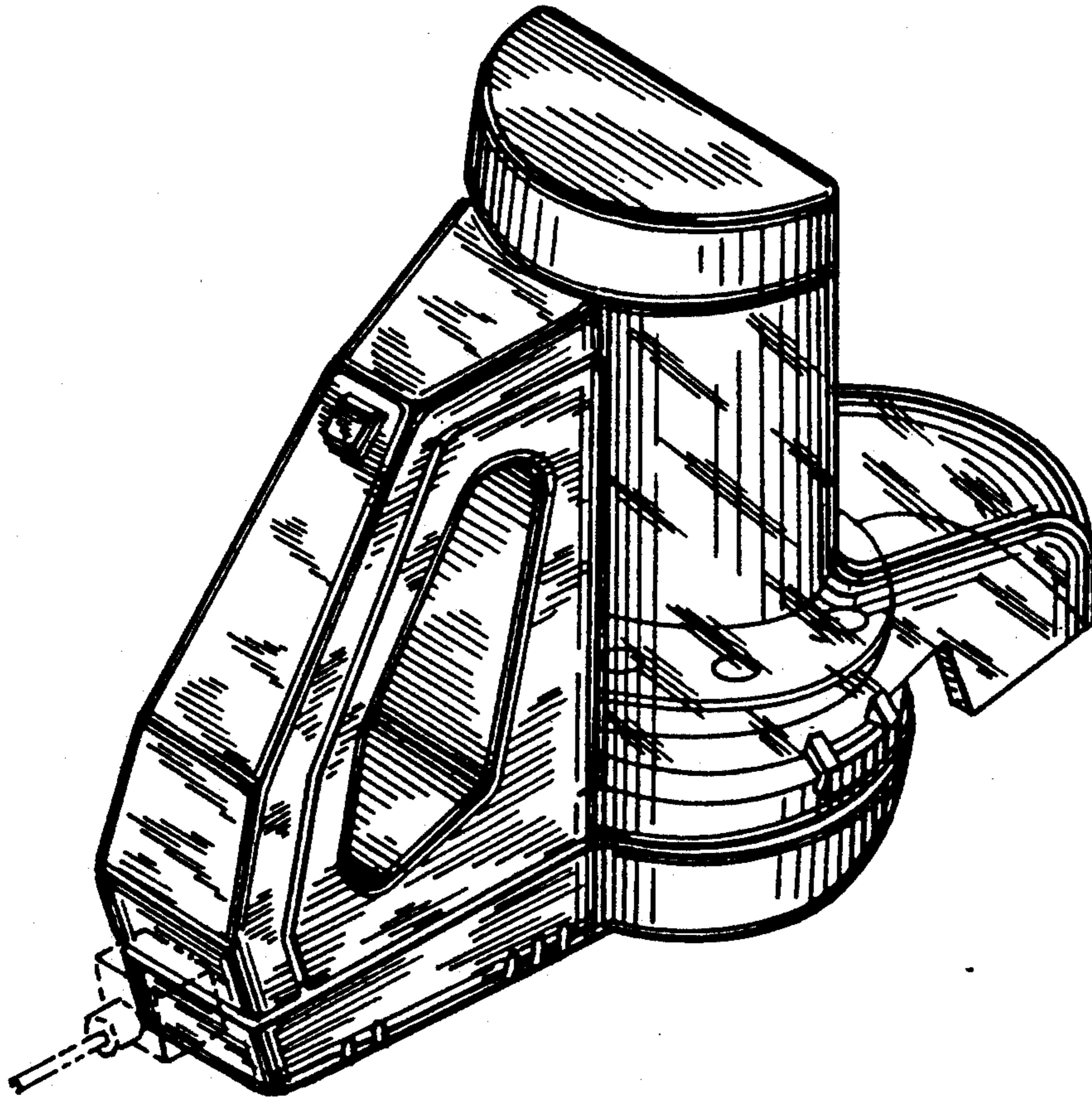


FIG. 1




FIG. 2

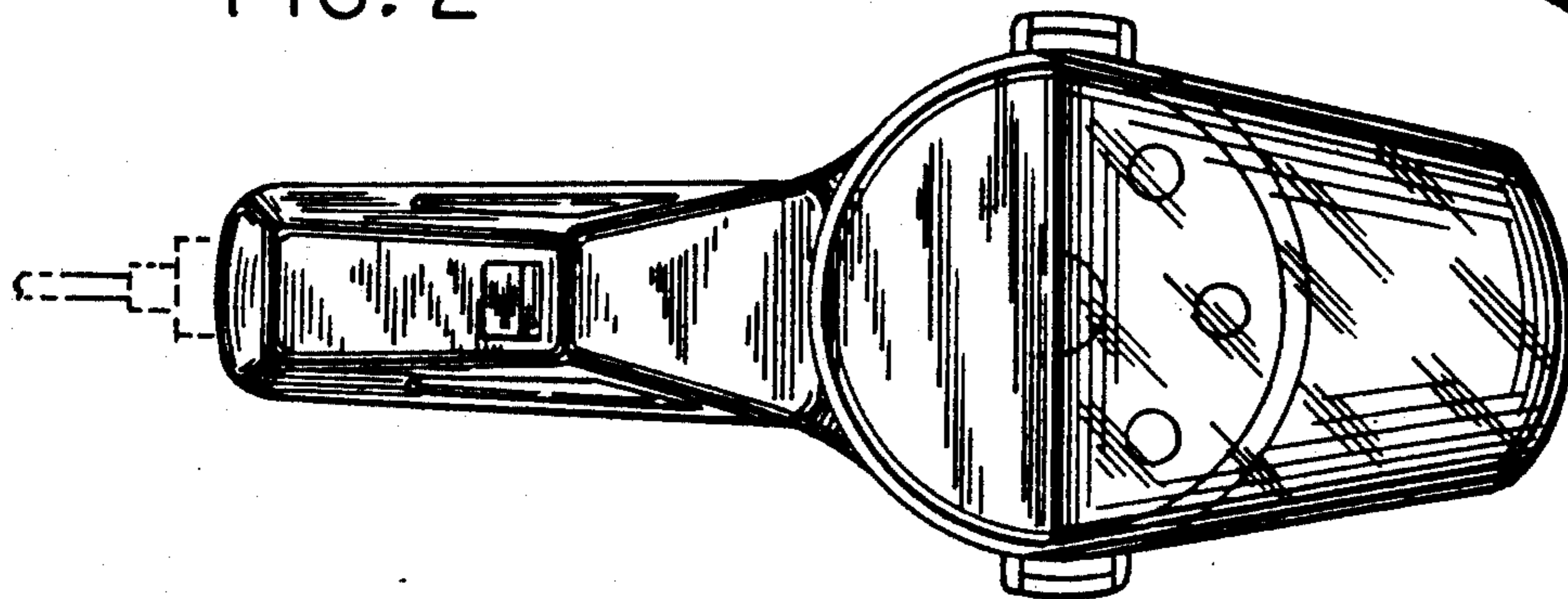


FIG. 3






FIG. 4

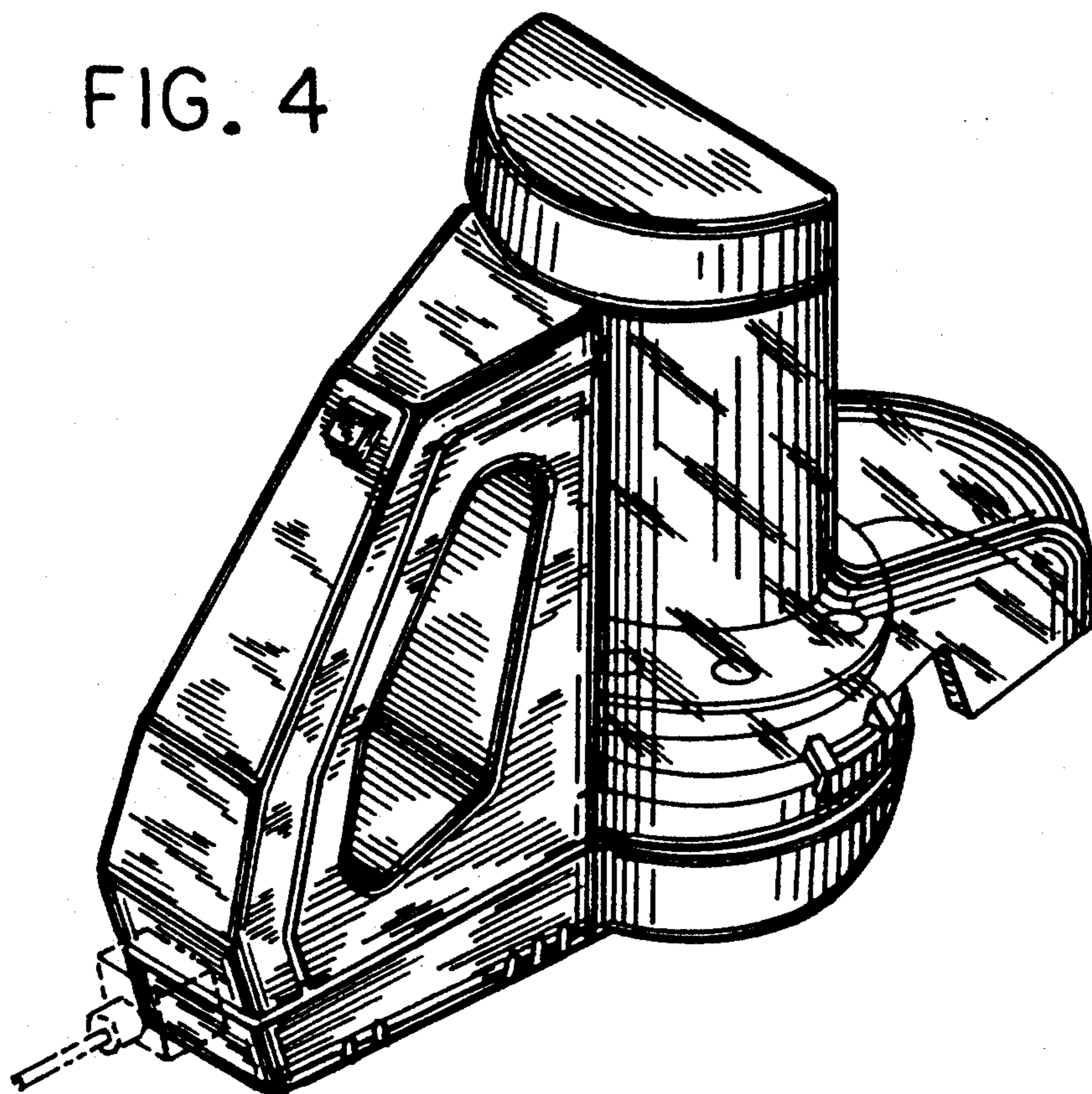


FIG. 5

