



US00D339018S

United States Patent [19]

[11] Patent Number: **Des. 339,018**

Main

[45] Date of Patent: **** Sep. 7, 1993**

[54] **MATTRESS PAD**

4,955,096 9/1990 Gilroy et al. 5/464
5,111,542 5/1992 Farley 5/481

[75] Inventor: **Ewan J. Main, Guelph, Canada**

[73] Assignee: **Woodbridge Foam Corporation,
Mississauga, Canada**

[**] Term: **14 Years**

[21] Appl. No.: **922,323**

[22] Filed: **Jul. 30, 1992**

[52] U.S. Cl. **D6/596; D6/595**

[58] Field of Search **D6/595, 596, 601;
5/901, 481, 900.5**

OTHER PUBLICATIONS

Spring Air Conforma Mattress (advertisement).
Confort Sleeper, Inc., Confort Sleeper Supreme; 3--
Zone Mattress Pad (advertisement).

Primary Examiner—Wallace R. Burke

Assistant Examiner—Lisa Lichtenstein

Attorney, Agent, or Firm—James A. Drobile; Robert E.
Rosenthal

[57] CLAIM

The ornamental design for a mattress pad, as shown and described.

[56] References Cited

U.S. PATENT DOCUMENTS

D. 32,525	4/1900	Underwood	D99/34
D. 307,690	5/1990	Raburn	D6/606
D. 308,453	6/1990	Elrod	D6/596
D. 311,108	10/1990	Farley	D6/596
D. 326,204	5/1992	Main	D6/596
3,016,317	1/1962	Brunner	154/19
4,603,445	8/1986	Spann	5/481
4,605,582	8/1986	Sias et al.	428/120
4,620,337	11/1986	Williams et al.	5/464
4,673,452	6/1987	Awdhan	156/254
4,686,724	8/1987	Bedford	5/468
4,768,251	9/1988	Baskent	5/464
4,879,776	11/1989	Farley	5/436

DESCRIPTION

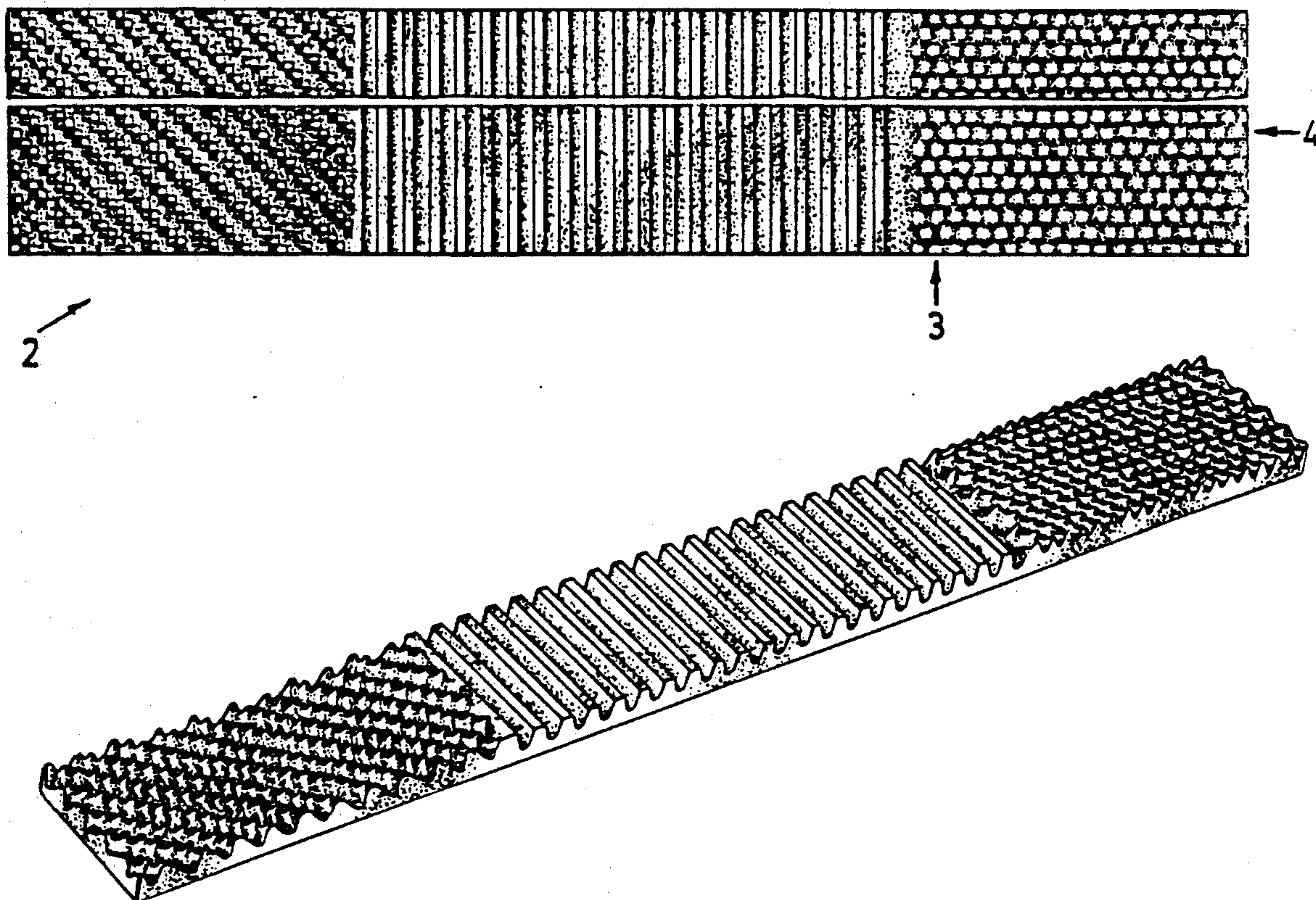
FIG. 1 is a top plan view of a mattress pad showing my new design, shown broken away for convenience of illustration;

FIG. 2 is a fragmentary top, front and left side perspective view thereof, the rear portion being omitted for convenience of illustration;

FIG. 3 is a front elevational view thereof, the rear being a mirror image of that shown;

FIG. 4 is a right side elevational view thereof, the left side being a mirror image of that shown; and,

FIG. 5 is a bottom plan view thereof.



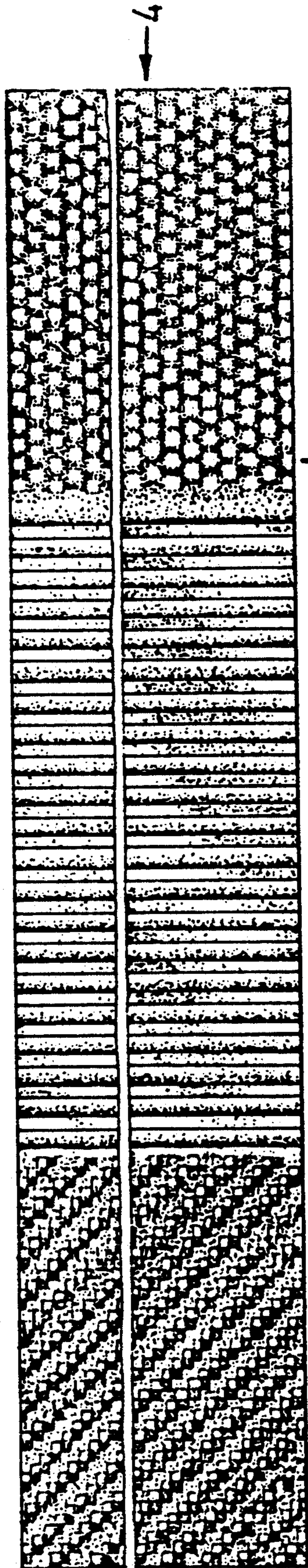


FIG. 1



FIG. 3

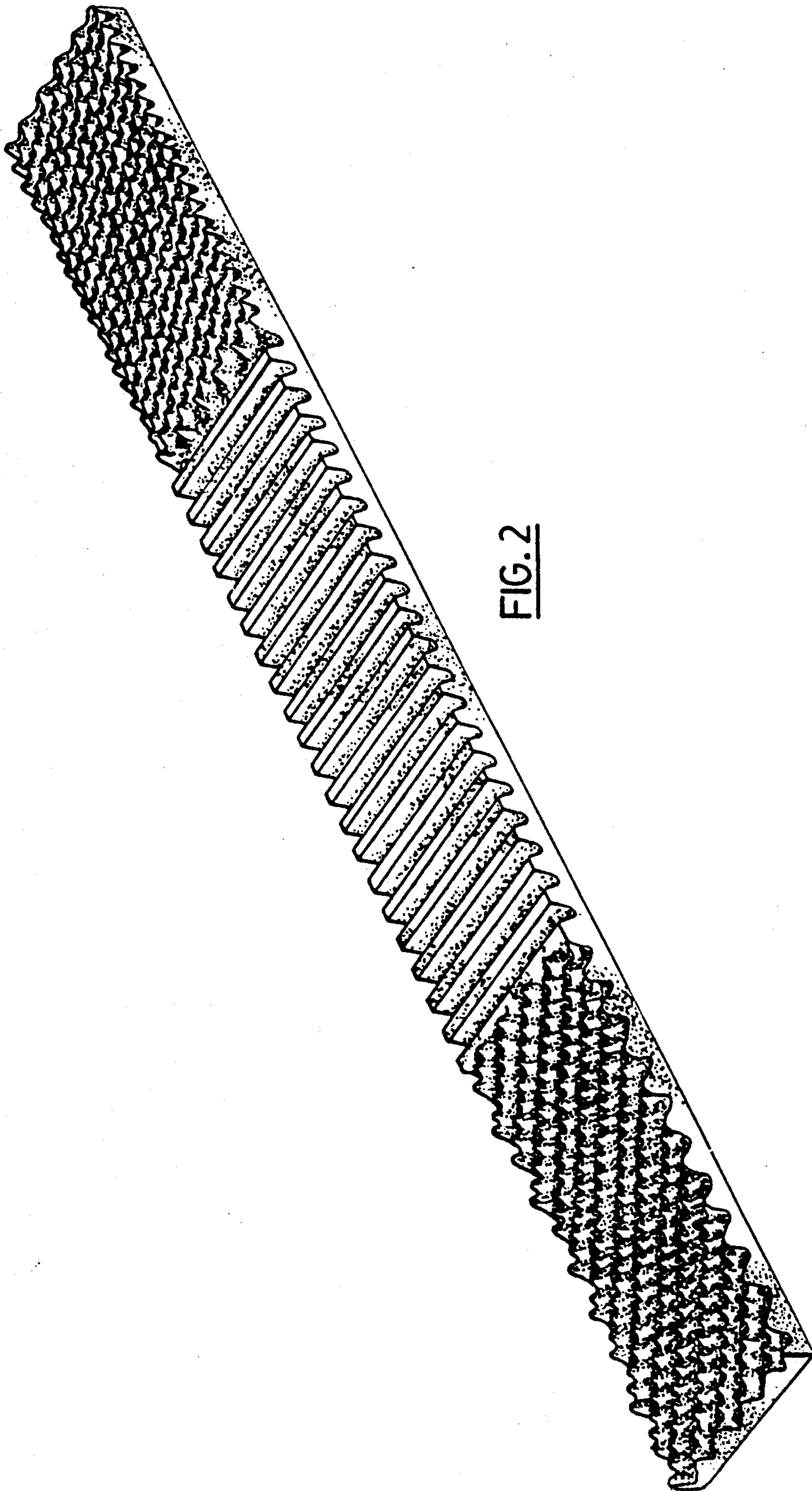


FIG. 2



FIG. 4




FIG. 5