



US00D338997S

United States Patent [19]

[11] Patent Number: **Des. 338,997**

Greco

[45] Date of Patent: **** Sep. 7, 1993**

[54] **BELT WITH LOOPS AND POCKETS**

4,576,154	3/1986	Hyman et al.	128/100.1	X
4,804,121	2/1989	Stanton et al.	224/191	
4,968,027	11/1990	Anderson	2/338	X

[76] Inventor: **Frank S. Greco**, 10 W. 103rd St., New York, N.Y. 10025

Primary Examiner—B. J. Bullock
Assistant Examiner—Paula Mortimer
Attorney, Agent, or Firm—Lackebach Siegel Marzullo Aronson & Greenspan

[**] Term: **14 Years**

[21] Appl. No.: **757,112**

[22] Filed: **Sep. 10, 1991**

[52] U.S. Cl. **D2/627; D3/100**

[58] Field of Search **D2/627; D3/100; 2/338, 2/311, 312, 336-338, 322, 44, 2; 224/224, 191, 184; 206/315.5, 315.3; 602/19; 128/95.1-118**

[57] **CLAIM**

The ornamental design for a belt with loops and pockets, as shown.


[56] **References Cited**

U.S. PATENT DOCUMENTS

399,916	3/1889	Mills	224/224
1,478,497	12/1923	Welch	224/224
3,570,480	3/1971	Stubbs	602/19
3,623,488	11/1971	Nakayama	128/95.1 X
3,921,222	11/1975	Hollman	2/2
4,348,774	9/1982	Woodson	128/95.14 R
4,440,525	4/1984	Perla	224/224 X
4,459,979	7/1984	Lewis, Jr.	602/19

DESCRIPTION

FIG. 1 is a front elevational view of a belt with loops and pockets showing my new design; FIG. 2 is a top plan view thereof; FIG. 3 is a bottom plan view thereof; FIG. 4 is a rear elevational view thereof; FIG. 5 is a left side elevational view thereof; and, FIG. 6 is a right side elevational view thereof. The broken line showing of the belt tab and buckle in FIG. 1 is for illustrative purposes only and forms no part of the claimed design.






FIG. 1

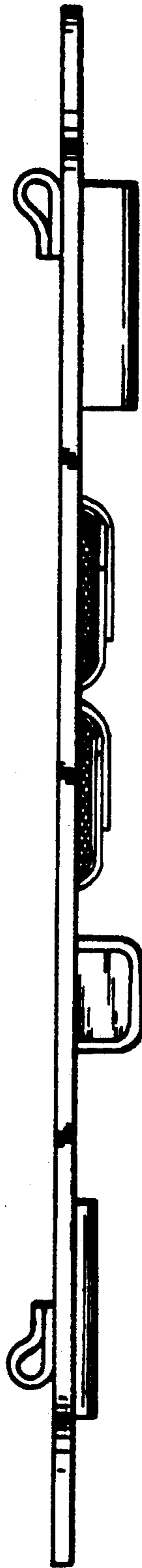


FIG. 2



FIG. 3




FIG. 4

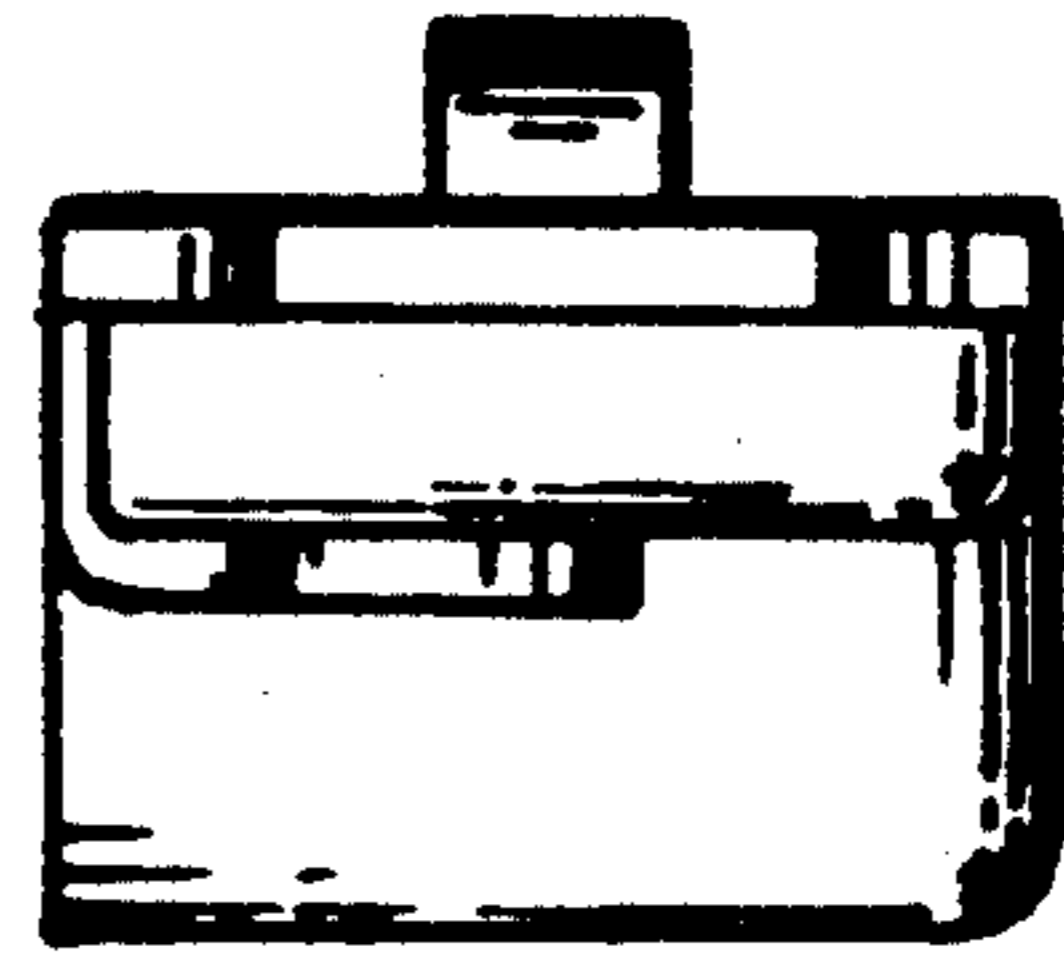


FIG. 6

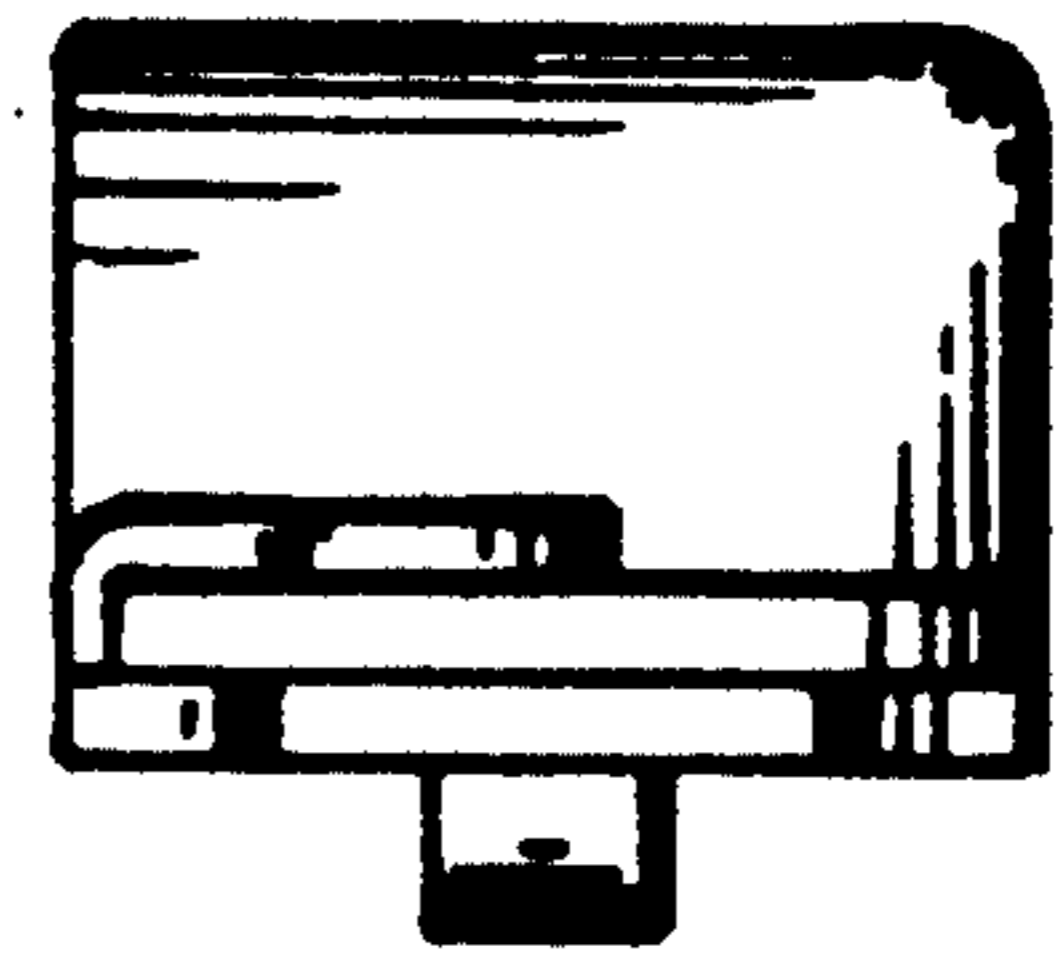


FIG. 5