



US00D338995S

United States Patent [19]

[11] Patent Number: **Des. 338,995**

Snell

[45] Date of Patent: **** Sep. 7, 1993**

[54] **ATHLETIC SHOE**

[57] **CLAIM**

[76] Inventor: **Phillip A. Snell**, 3634 Savanna No.
230, Anaheim, Calif. 92804

The ornamental design for an athletic shoe, as shown and described.

[**] Term: **14 Years**

DESCRIPTION

[21] Appl. No.: **836,452**

FIG. 1 is a right rear perspective view of an athletic shoe showing my new design;

[22] Filed: **Feb. 18, 1992**

FIG. 2 is a left rear perspective view of the athletic shoe with the outside tongue raised with respect to the inside tongue;

[52] U.S. Cl. **D2/310; D2/320**

[58] Field of Search **D2/264, 265, 272, 278, D2/308-314, 317-323; 36/25 R, 45, 83, 84, 89, 100-107, 112-115, 132, 136**

FIG. 3 is a front view of the athletic shoe;

FIG. 4 is a rear view of the athletic shoe;

FIG. 5 is a bottom plan view of the athletic shoe;

FIG. 6 is a top plan view of the athletic shoe with the outside tongue thereof opened or raised to show fastening means on the exterior surface of the inside tongue and the interior surface of the outside tongue;

FIG. 7 is a right side elevational view of the athletic shoe as shown in FIG. 1; and,

FIG. 8 is a left side elevational view of the athletic shoe as shown in FIG. 1.

[56] References Cited

U.S. PATENT DOCUMENTS

- D. 301,934 7/1989 Simonin D2/278
- D. 325,117 4/1992 MacDaleno D2/312 X
- D. 332,688 1/1993 Autry D2/309 X

Primary Examiner—**Louis S. Zarfes**

Attorney, Agent, or Firm—**James G. O'Neill**



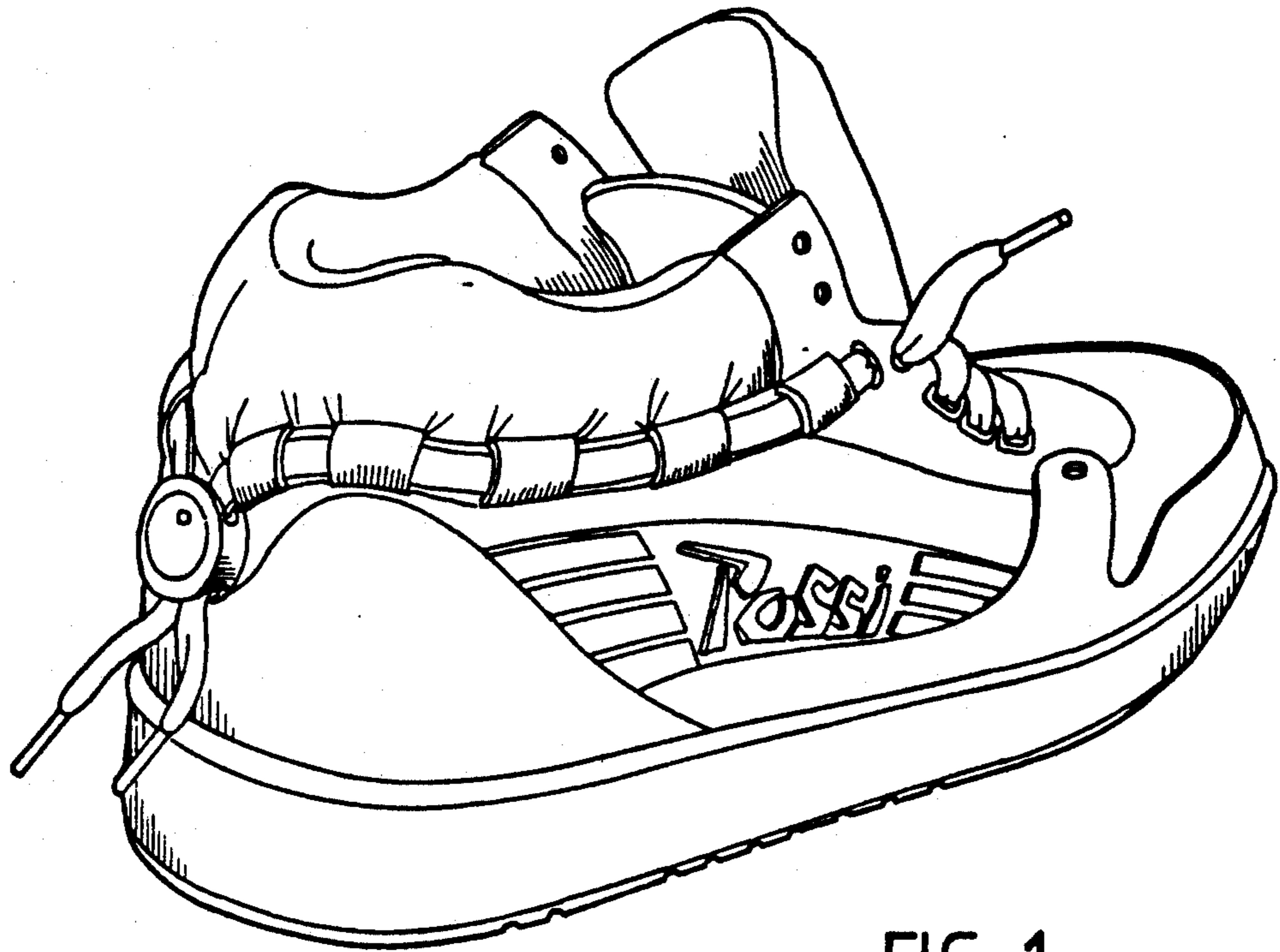


FIG. 1



FIG. 2

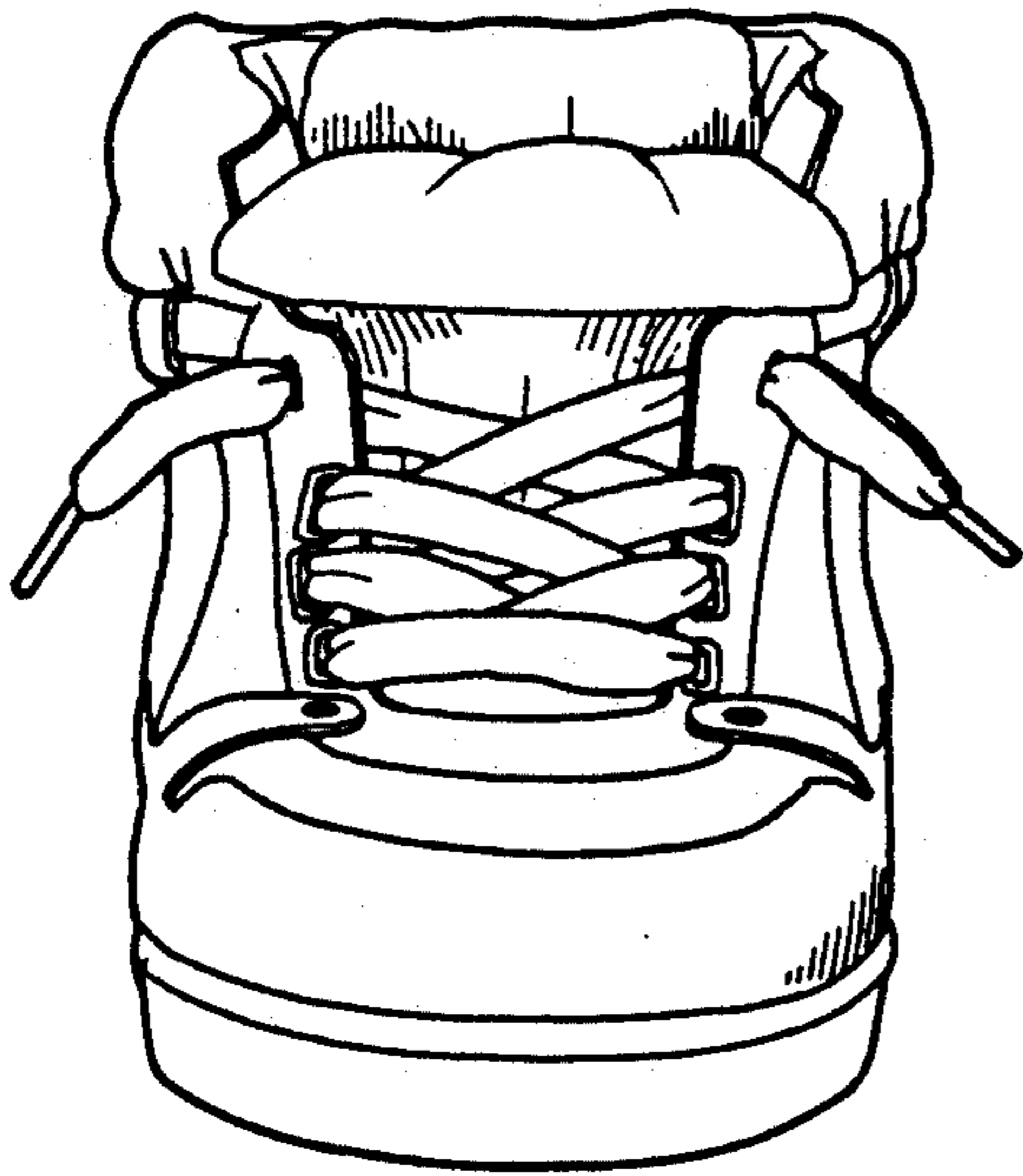


FIG. 3

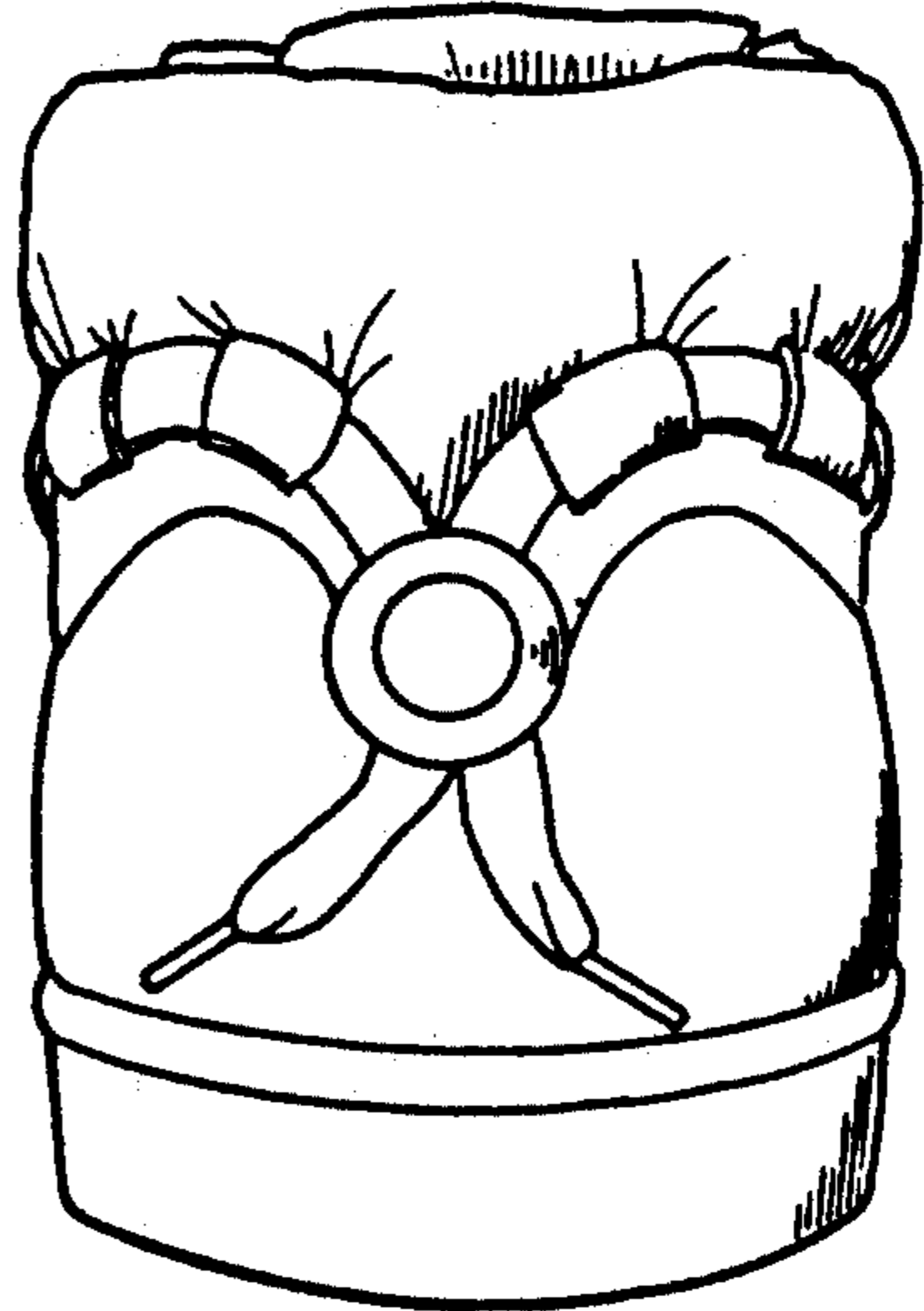


FIG. 4




FIG. 5

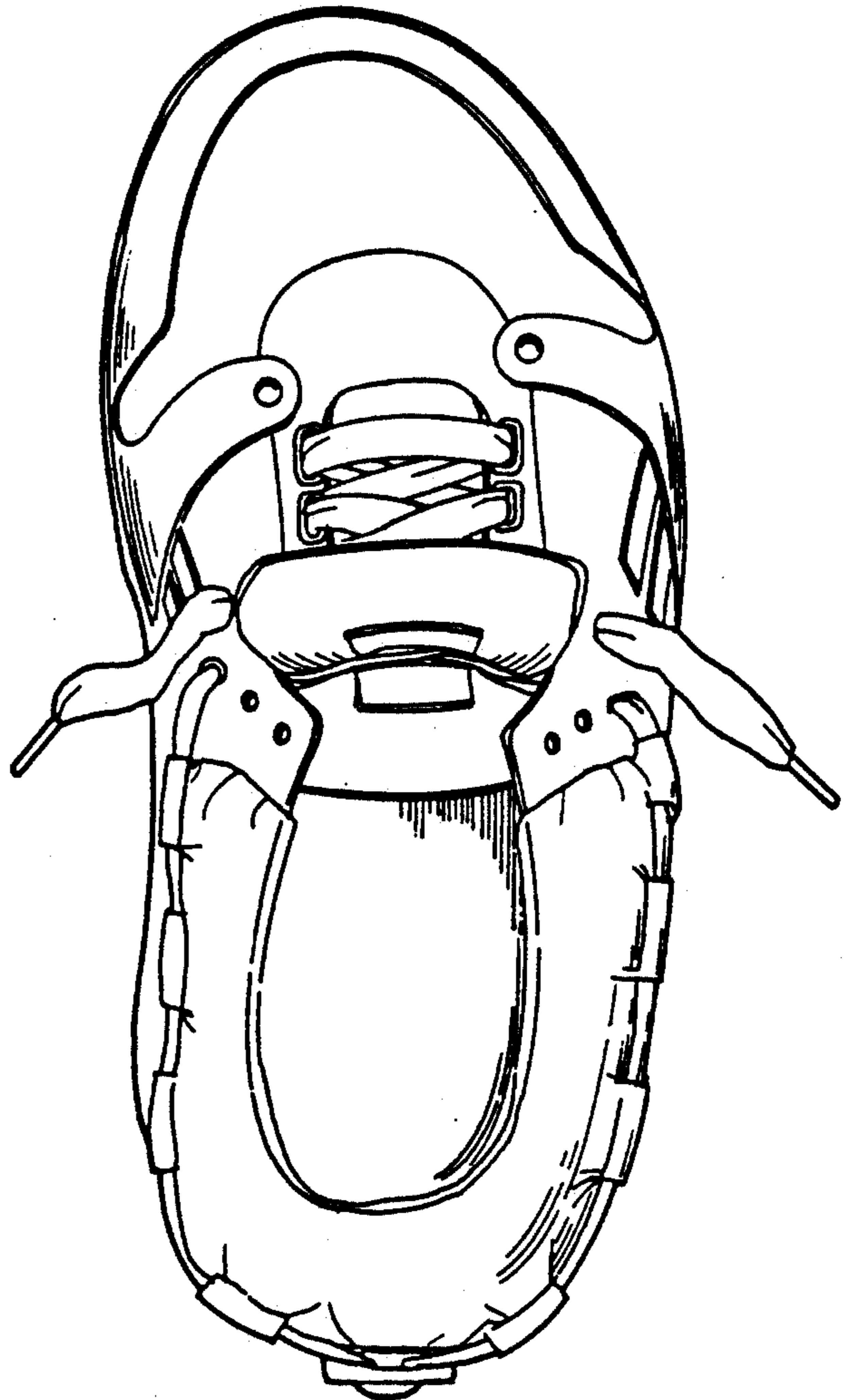


FIG. 6




FIG. 7




FIG. 8