



US00D338980S

# United States Patent [19]

[11] Patent Number: **Des. 338,980**

Dieperink

[45] Date of Patent: **\*\* Aug. 31, 1993**

[54] LUMINAIRE

[56]

### References Cited

[75] Inventor: **Menno Dieperink, Amsterdam, Netherlands**

### U.S. PATENT DOCUMENTS

D. 308,260	5/1990	Shemitz .....	D26/85
D. 309,793	8/1990	Frattini .....	D26/87
D. 311,967	11/1990	Herst et al. ....	D26/85
2,732,484	1/1956	Lipcomb .....	D26/76 X
2,770,717	11/1956	Schwartz et al. ....	D26/76 X

[73] Assignee: **U.S. Philips Corporation, New York, N.Y.**

### OTHER PUBLICATIONS

[\*] Notice: **The portion of the term of this patent subsequent to Sep. 1, 2006 has been disclaimed.**

Elliptipar ® "Innovations" Lighting Catalog, ©1986, p. 2, Wall Lamp.

*Primary Examiner*—Susan J. Lucas  
*Attorney, Agent, or Firm*—Jack E. Haken

[\*\*] Term: **14 Years**

### [57] CLAIM

[21] Appl. No.: **510,800**

The ornamental design for a luminaire, as shown.

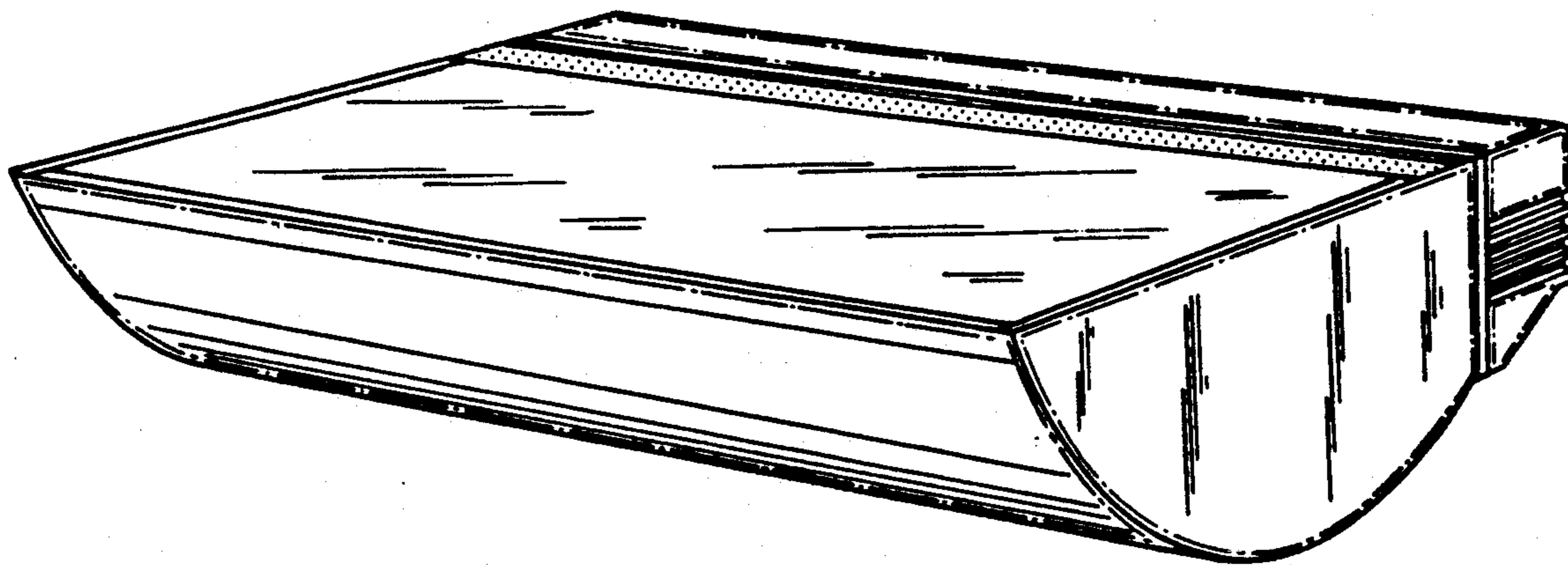
[22] Filed: **Apr. 18, 1990**

### DESCRIPTION

### [30] Foreign Application Priority Data

Oct. 30, 1989 [WO] World Int. Prop. O. ... DM/014.914  
 [52] U.S. Cl. .... D26/87; D26/76  
 [58] Field of Search ..... D26/72-92;  
 362/147, 404, 432, 217, 222, 223, 362

FIG. 1 is a top, front perspective view of a luminaire showing my new design;  
 FIG. 2 is a rear elevational view thereof;  
 FIG. 3 is a front elevational view thereof;  
 FIG. 4 is a left side elevational view thereof;  
 FIG. 5 is a right side elevational view thereof;  
 FIG. 6 is a top plan view thereof; and,  
 FIG. 7 is a bottom plan view thereof.



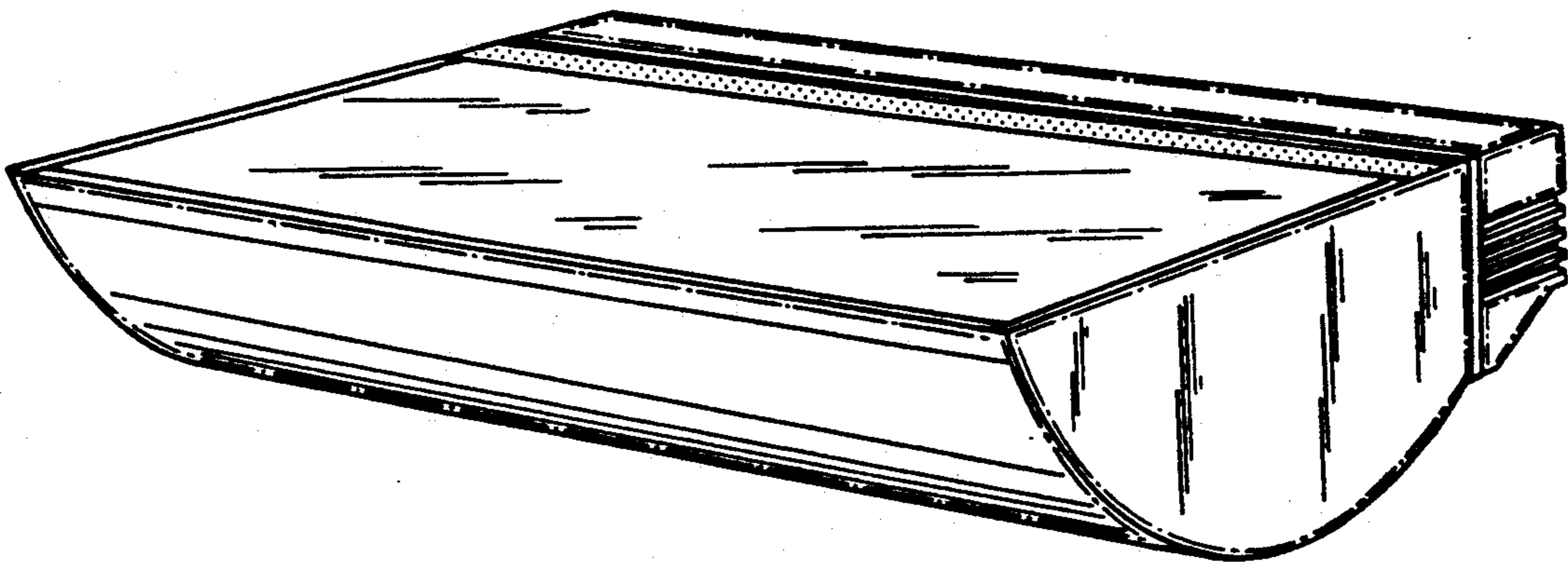


FIG. 1




FIG. 2




FIG. 3

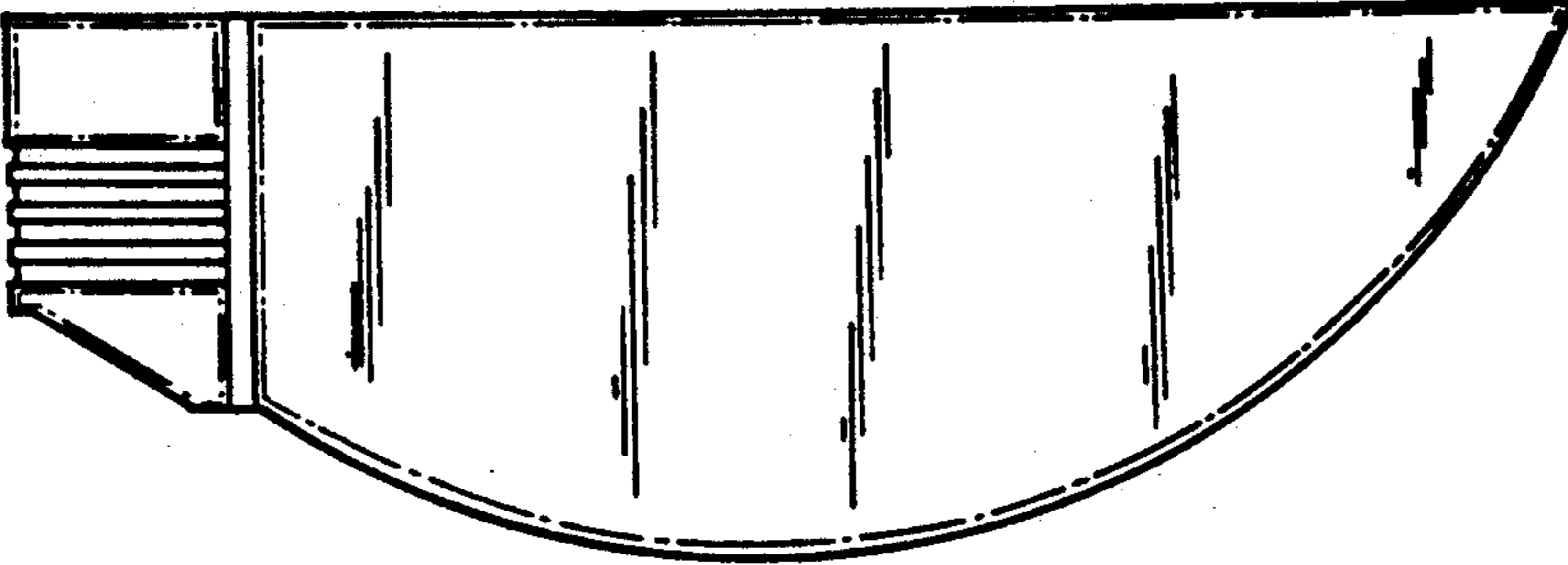


FIG. 4

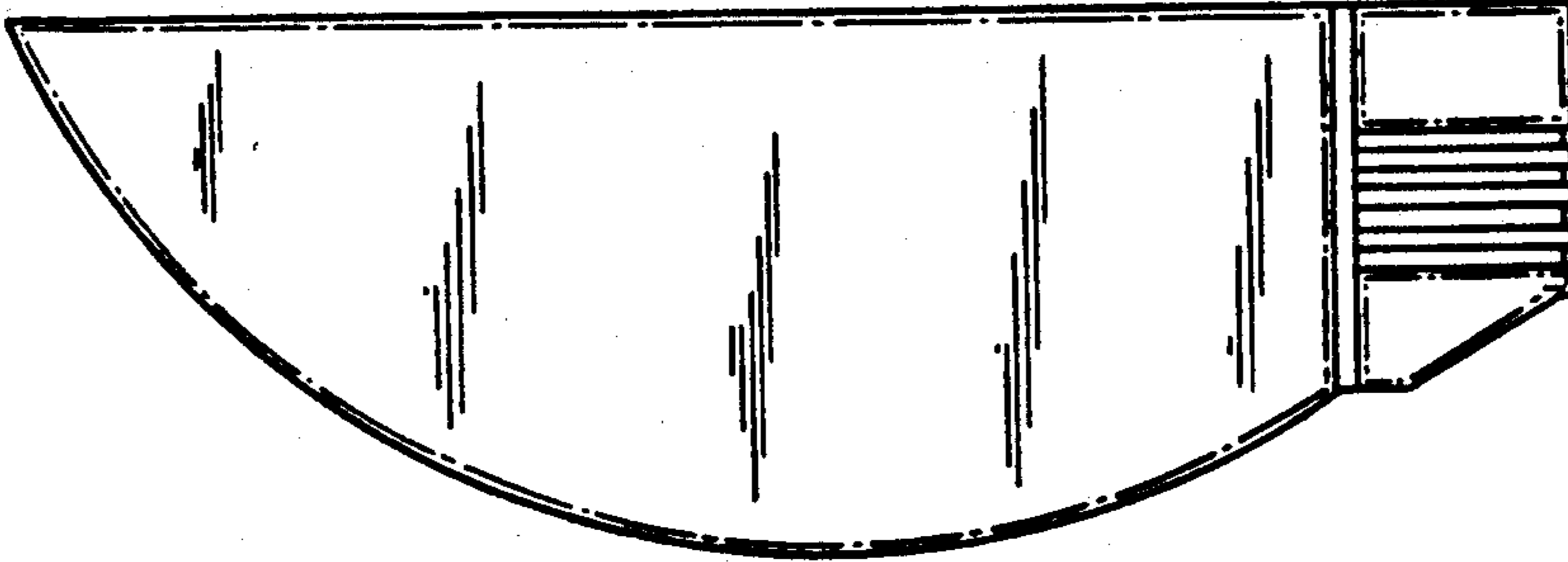


FIG. 5

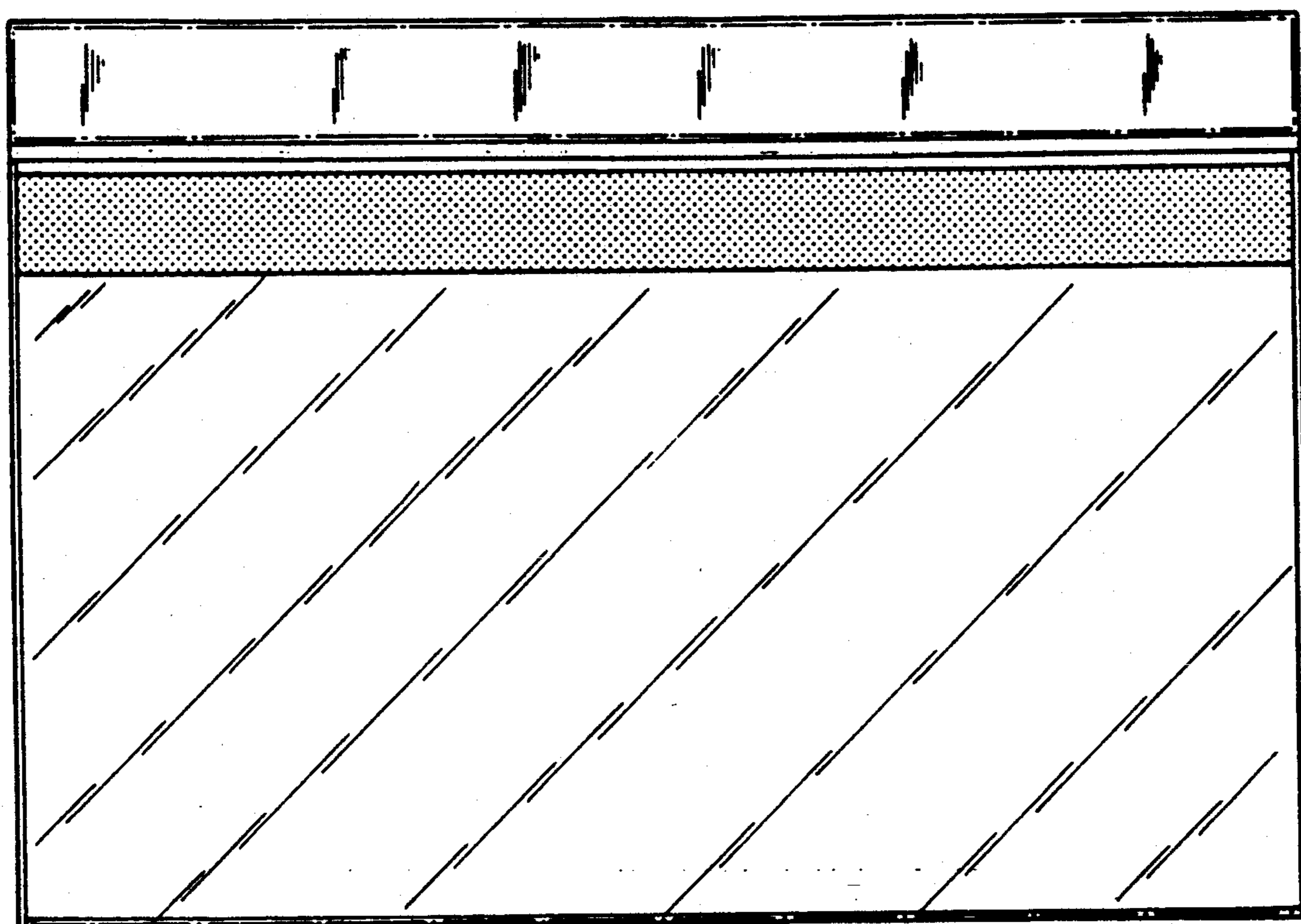


FIG. 6




FIG. 7