



US00D338963S

**United States Patent** [19]  
**Kilbey**

[11] **Patent Number: Des. 338,963**  
[45] **Date of Patent: \*\* Aug. 31, 1993**

[54] **SHOULDER RESTRAINT**  
[75] **Inventor: Bryan Kilbey, DeFuniak Springs, Fla.**  
[73] **Assignee: Professional Products, Inc., DeFuniak Springs, Fla.**  
[\*\*] **Term: 14 Years**  
[21] **Appl. No.: 681,391**  
[22] **Filed: Apr. 8, 1991**  
[52] **U.S. Cl. .... D24/190**  
[58] **Field of Search .... D24/190, 191, 192; 602/4, 20; 128/869; 297/478, 484, 464**

4,476,859 10/1984 Kloepfer et al. .... 602/4  
4,716,895 1/1988 Marques et al. .... 602/4  
4,905,713 3/1990 Morante ..... 602/20 X  
4,986,266 1/1991 Lindemann ..... 602/4

*Primary Examiner—Stella Reid*  
*Attorney, Agent, or Firm—George A. Bode*

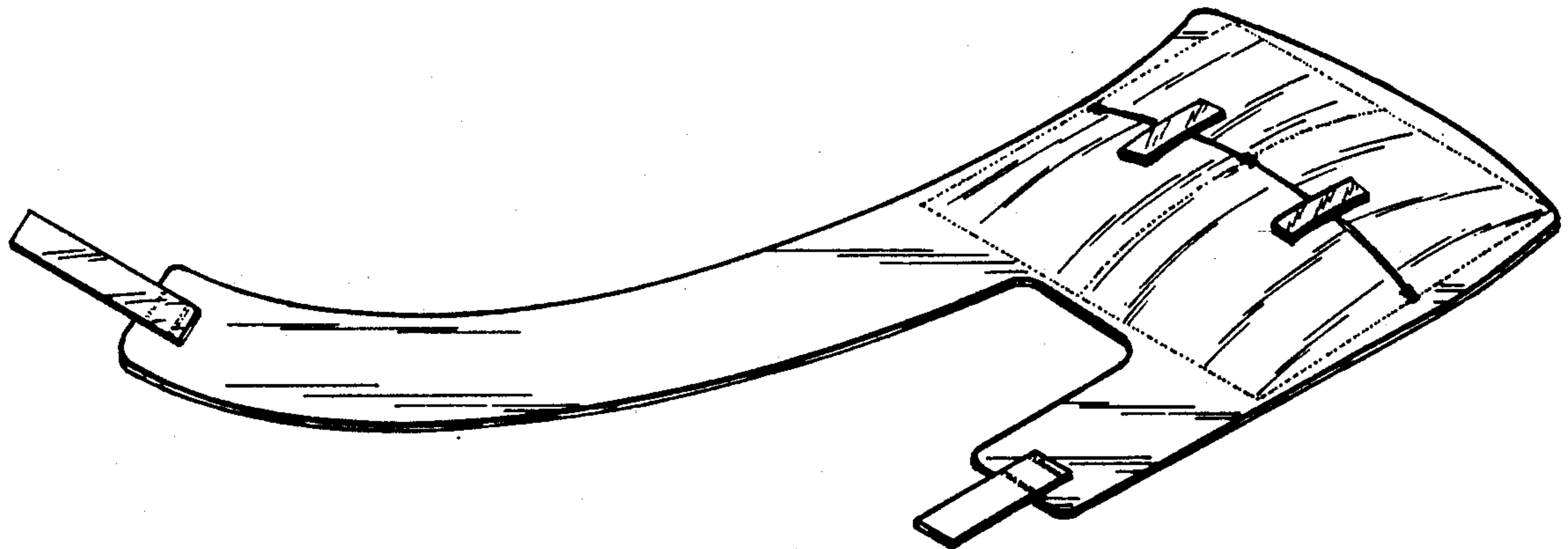
[57] **CLAIM**

The ornamental design for a shoulder restraint, as shown.

**DESCRIPTION**

FIG. 1 is a top plan view of a shoulder restraint showing my new design;  
FIG. 2 is a right side elevational view thereof;  
FIG. 3 is a left side elevational view thereof, FIG. 3 being the side opposite FIG. 2;  
FIG. 4 is a bottom plan view thereof;  
FIG. 5 is a top perspective elevational view thereof;  
FIG. 6 is a front elevational view thereof; and,  
FIG. 7 is a rear elevational view thereof.

[56] **References Cited**  
**U.S. PATENT DOCUMENTS**  
D. 275,230 8/1984 Hubbard et al. .... D24/190  
2,539,677 1/1951 Teare ..... 602/4  
3,780,729 12/1973 Garnett ..... 602/4



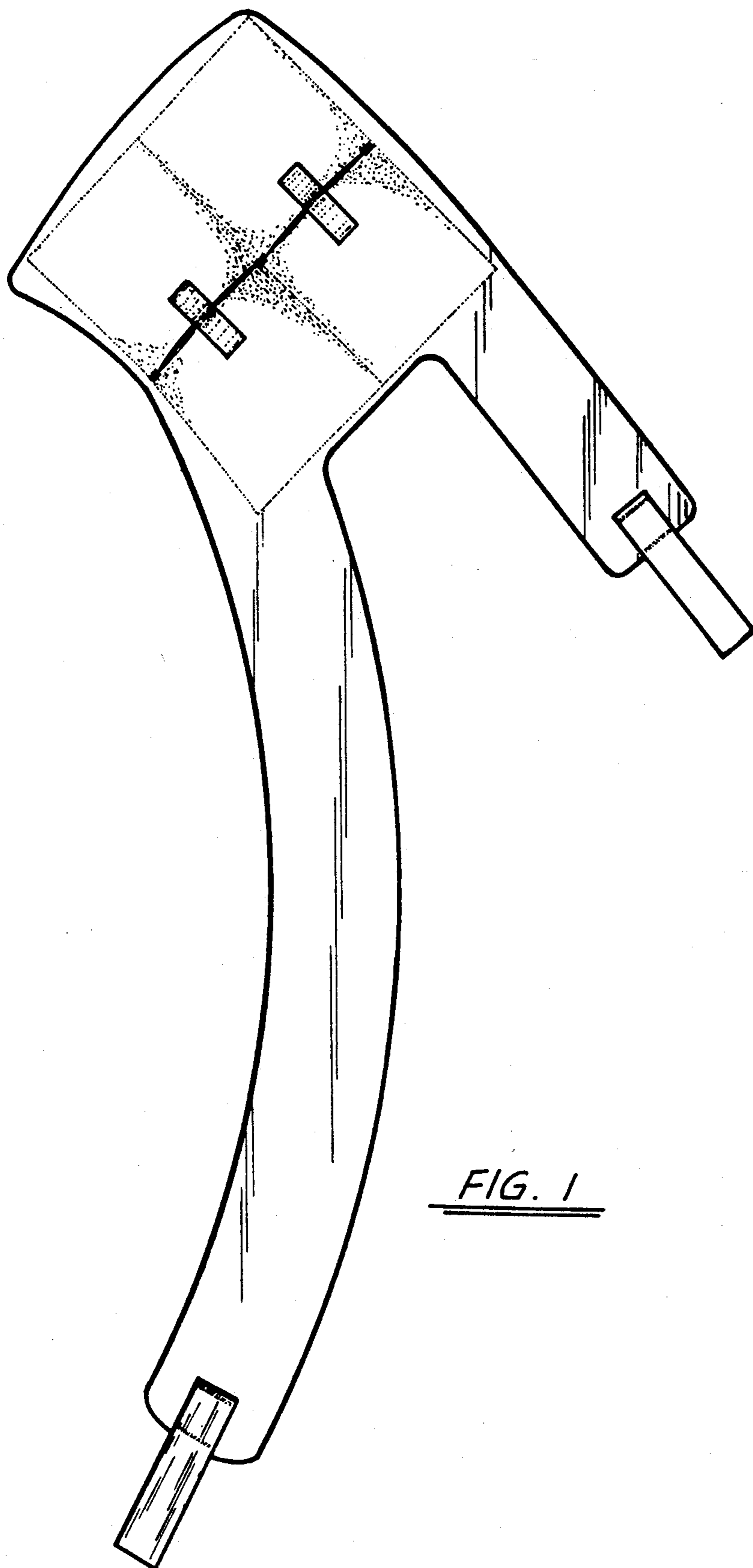


FIG. 2



FIG. 3



FIG. 4

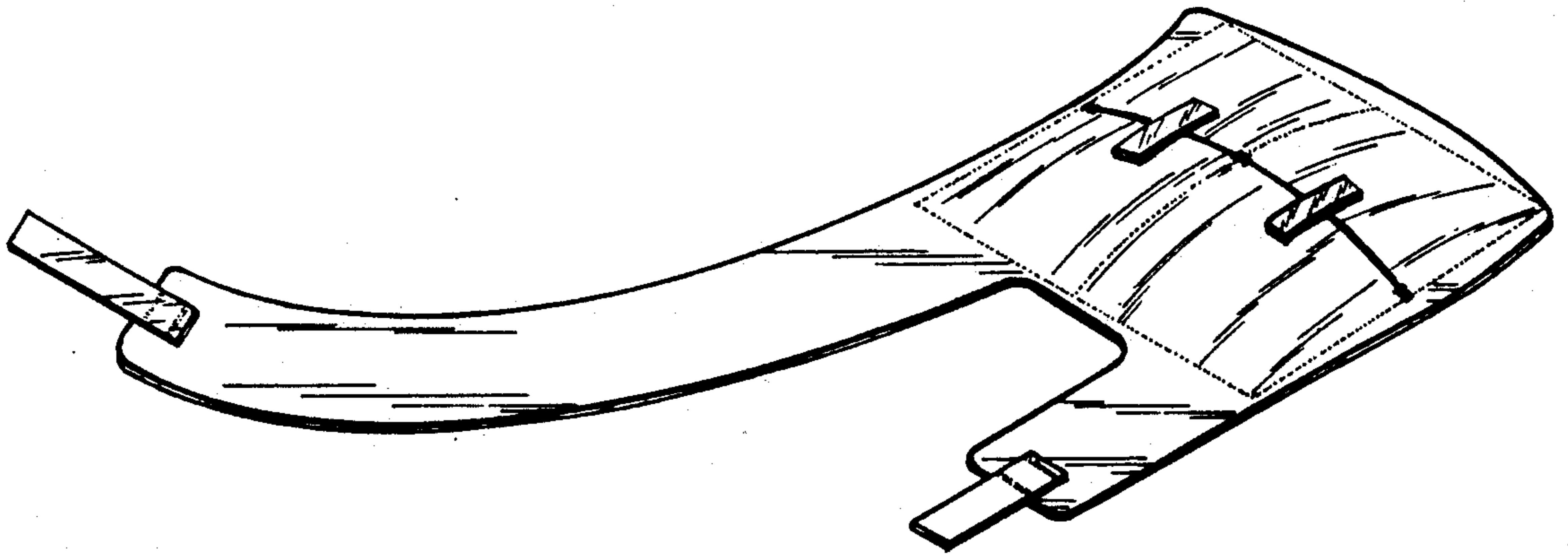


FIG. 5



FIG. 6



FIG. 7