



US00D338944S

**United States Patent** [19]  
**Poon**

[11] **Patent Number: Des. 338,944**  
[45] **Date of Patent: \*\* Aug. 31, 1993**

[54] **COMBINED LANTERN AND INSECT KILLER**

D. 296,008 5/1988 Wan ..... D26/42  
D. 303,718 9/1989 Fujita et al. .... D26/42  
D. 319,317 8/1991 Tung ..... D26/42  
D. 326,305 5/1992 Wah ..... D22/123

[75] **Inventor: Tit W. Poon, Chain Wan, Hong Kong**

[73] **Assignee: Flying Dragon Development, L.T.D., Chai Wan, Hong Kong**

[\*\*] **Term: 14 Years**

[21] **Appl. No.: 638,910**

[22] **Filed: Jan. 10, 1991**

[30] **Foreign Application Priority Data**

Jul. 11, 1990 [GB] United Kingdom ..... 2008190

[52] **U.S. Cl. .... D22/123; D26/38**

[58] **Field of Search .... D22/123, 119; D26/38, D26/37, 42; 362/157, 158, 183, 184; 43/111, 112, 113, 139**

[56] **References Cited**

**U.S. PATENT DOCUMENTS**

D. 285,727 9/1986 Yuen ..... D26/42  
D. 290,516 6/1987 Liu ..... D26/42

**OTHER PUBLICATIONS**

Hong Kong Enterprise, Jan. 1985 p. 143 Multi-Purpose Lantern #7813.

*Primary Examiner*—A. Hugo Word

*Assistant Examiner*—Doris V. Coles

*Attorney, Agent, or Firm*—Nikaido Marmelstein Murray & Oram

[57] **CLAIM**

The ornamental design for a combined lantern and insect killer, as shown and described.

**DESCRIPTION**

FIG. 1 is a left side perspective view of a combined lantern and insect killer, showing my new design; FIG. 2 is a front and right side perspective view thereof; FIG. 3 is a rear perspective view thereof; FIG. 4 is a top plan view thereof; and, FIG. 5 is a bottom plan view thereof.

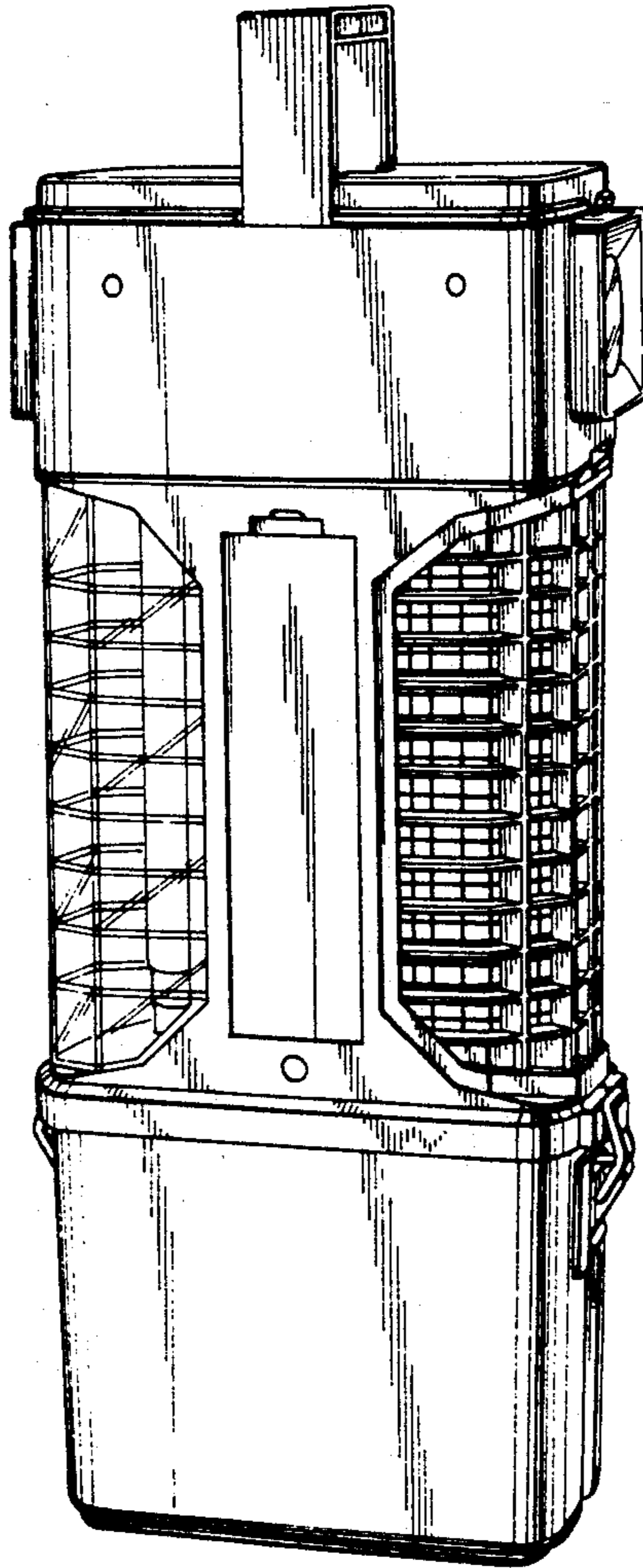


FIG. 1

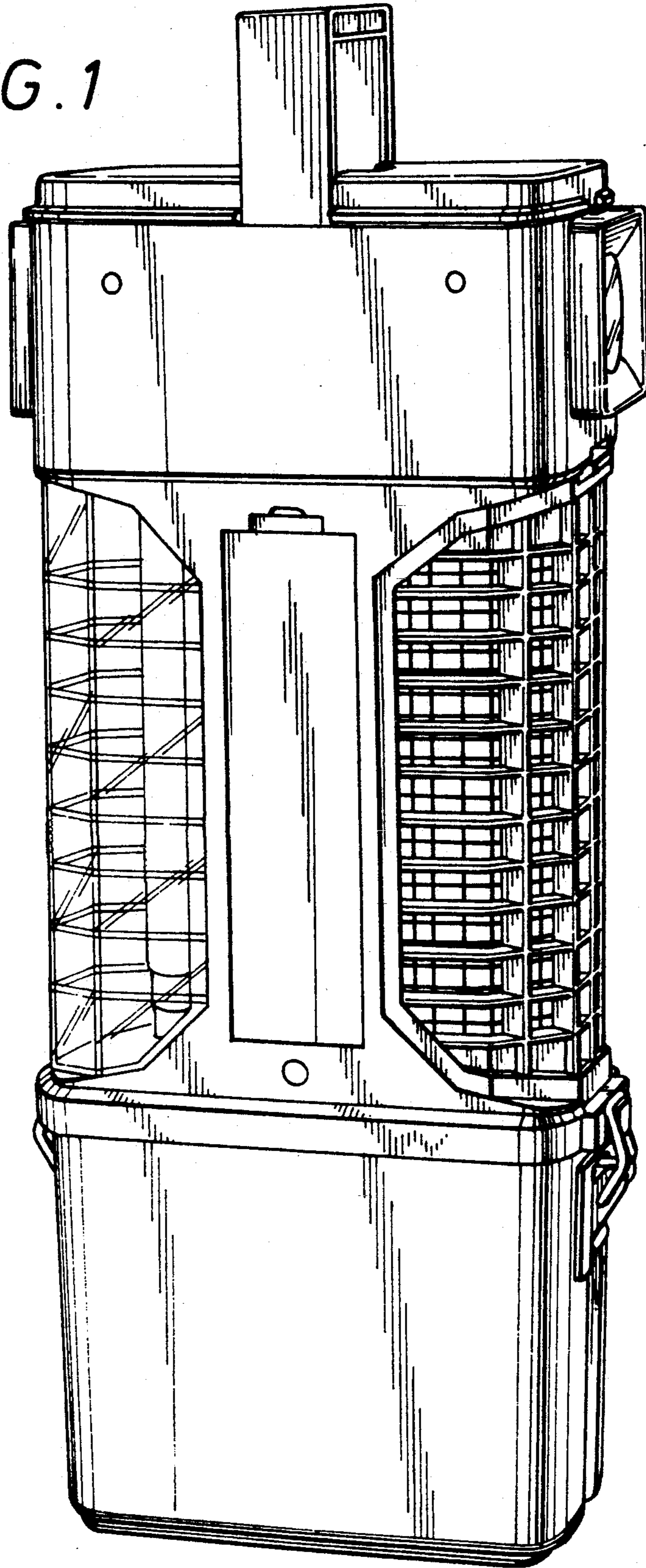


FIG. 2

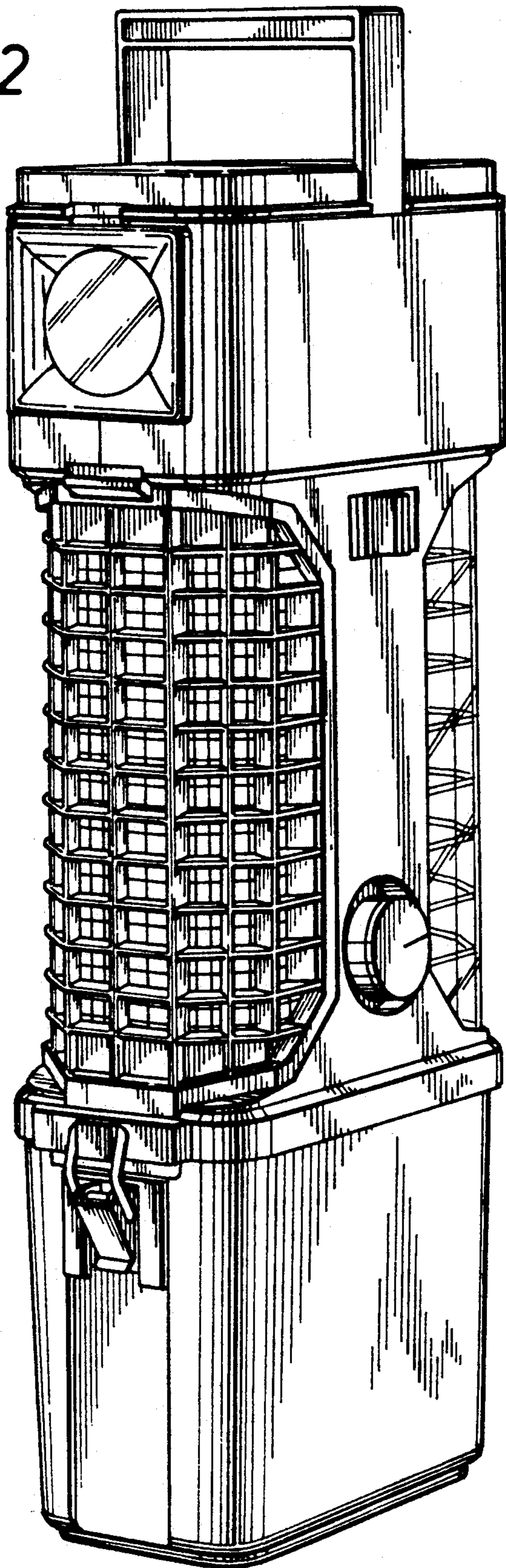
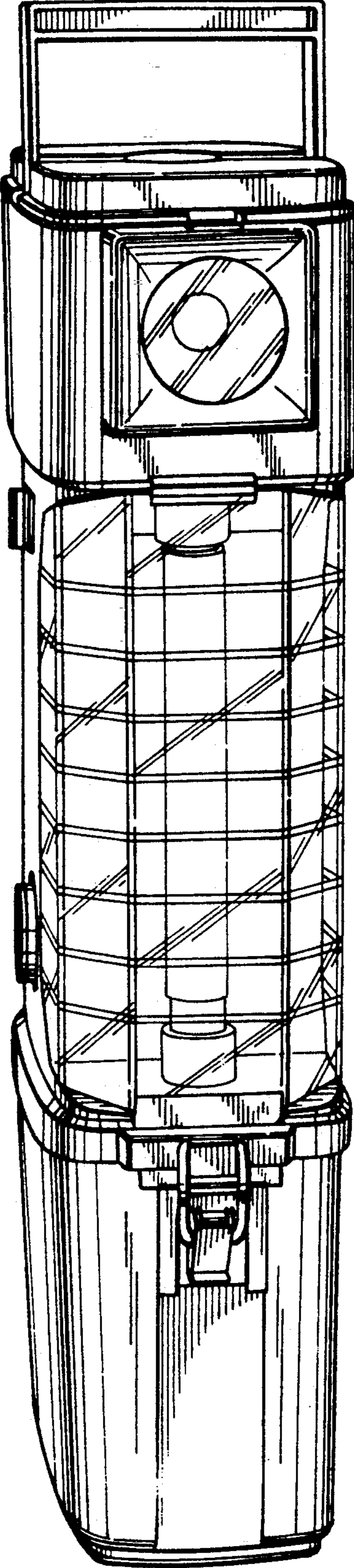
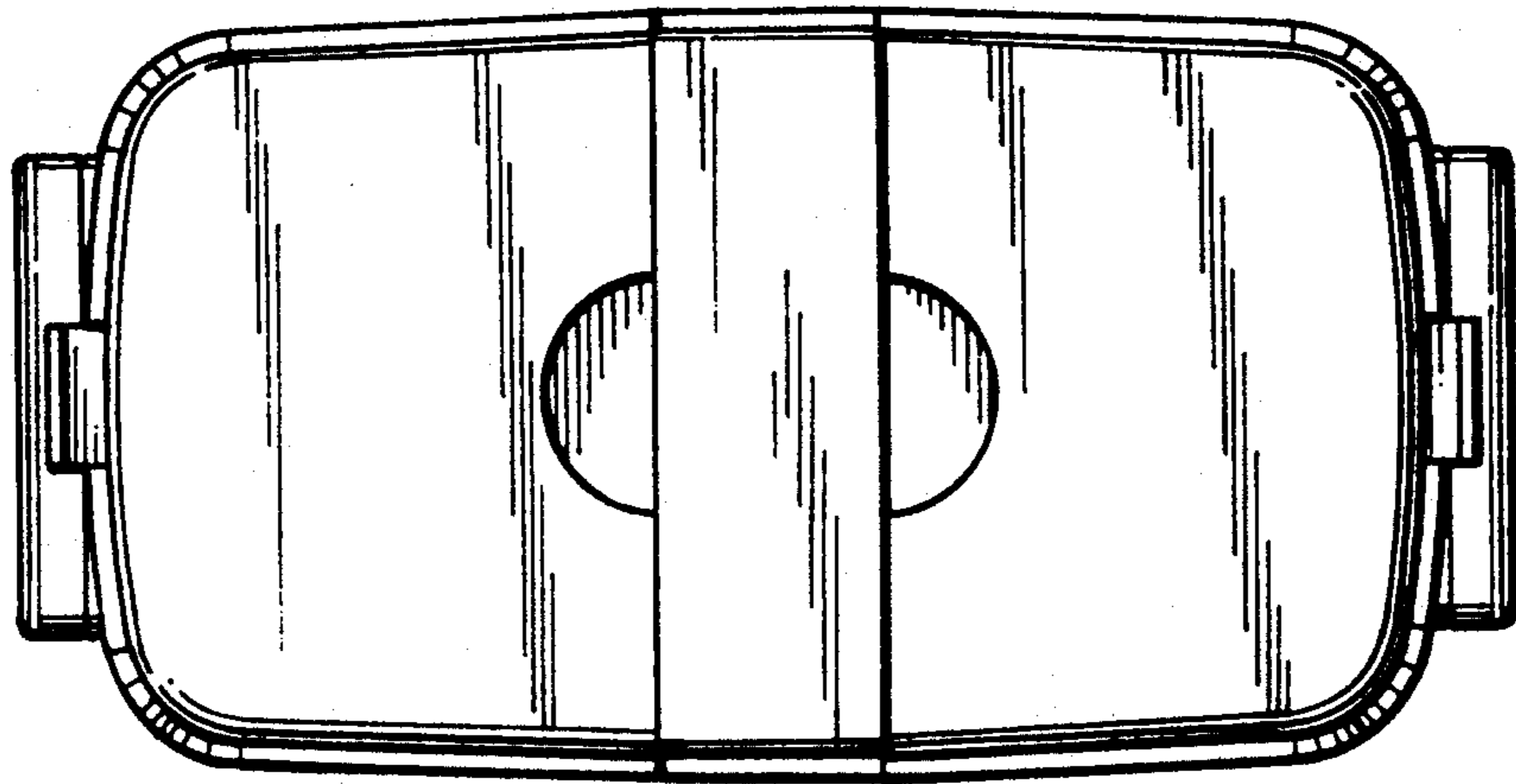




FIG. 3



*FIG. 4*



*FIG. 5*

