



US00D338941S

United States Patent [19]

Scott, Jr. et al.

[11] Patent Number: Des. 338,941

[45] Date of Patent: ** Aug. 31, 1993

[54] COMBINED SANDBOX AND BENCH

[75] Inventors: Harry W. Scott, Jr., Dover; Randall W. Britt; Kenneth L. Renfroe, both of Russellville, all of Ark.

[73] Assignee: Thompson Industries, Inc., Russellville, Ark.

[**] Term: 14 Years

[21] Appl. No.: 902,298

[22] Filed: Jun. 22, 1992

[52] U.S. Cl. D21/252

[58] Field of Search D21/252, 108, 109, 114, D21/115; 472/126, 136, 128, 137, 116, 117; 446/70, 85, 476, 478, 487

[56] References Cited

U.S. PATENT DOCUMENTS

D. 245,435	8/1977	Gnehm	D21/108 X
D. 306,466	3/1990	Elliott et al.	D21/114
2,057,942	10/1936	Fay	D21/114 X
2,724,123	11/1955	Kesler	472/126 X
3,729,881	5/1973	Disko	D21/114 X
4,935,970	6/1990	Aristone	472/126 X

OTHER PUBLICATIONS

Playlearn Products; 1980, p. 5, as shown.

Playlearn Products, 1980, p. 16, Item #8 sandbox.

Sears Cat, Spring 1955, p. 878, sandboxes bottom left of the page.

House & Garden, May 1958, p. 154, sandbox bottom of the page.

Primary Examiner—Bernard Ansher

Assistant Examiner—Prabhakar Deshmukh

Attorney, Agent, or Firm—Stephen D. Carver

[57] CLAIM

The ornamental design for a combined sandbox and bench, as shown and described.

DESCRIPTION

FIG. 1 is a top and rear perspective view of a combined sandbox and bench showing our new design;

FIG. 2 is a top and front perspective view thereof;

FIG. 3 is a top plan view thereof;

FIG. 4 is a right side elevational view thereof; the left side elevational view being a mirror image thereof;

FIG. 5 is a front elevational view thereof;

FIG. 6 is a rear elevational view thereof; and,

FIG. 7 is a sectional elevational view thereof taken along line 7—7 of FIG. 3.

FIGS. 3-7 inclusive are shown in an enlarged scale for clarity of illustration.

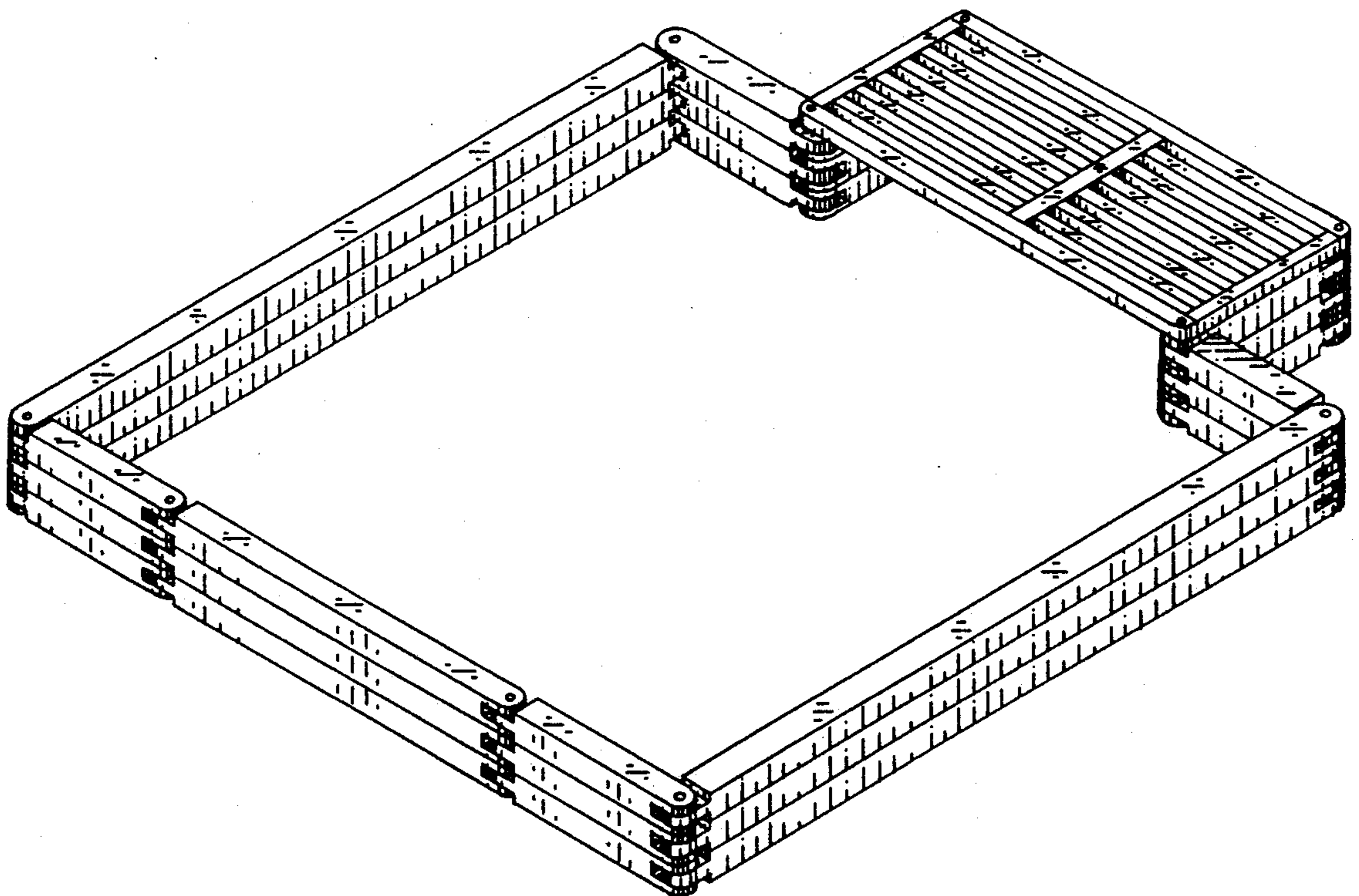


FIG. 1

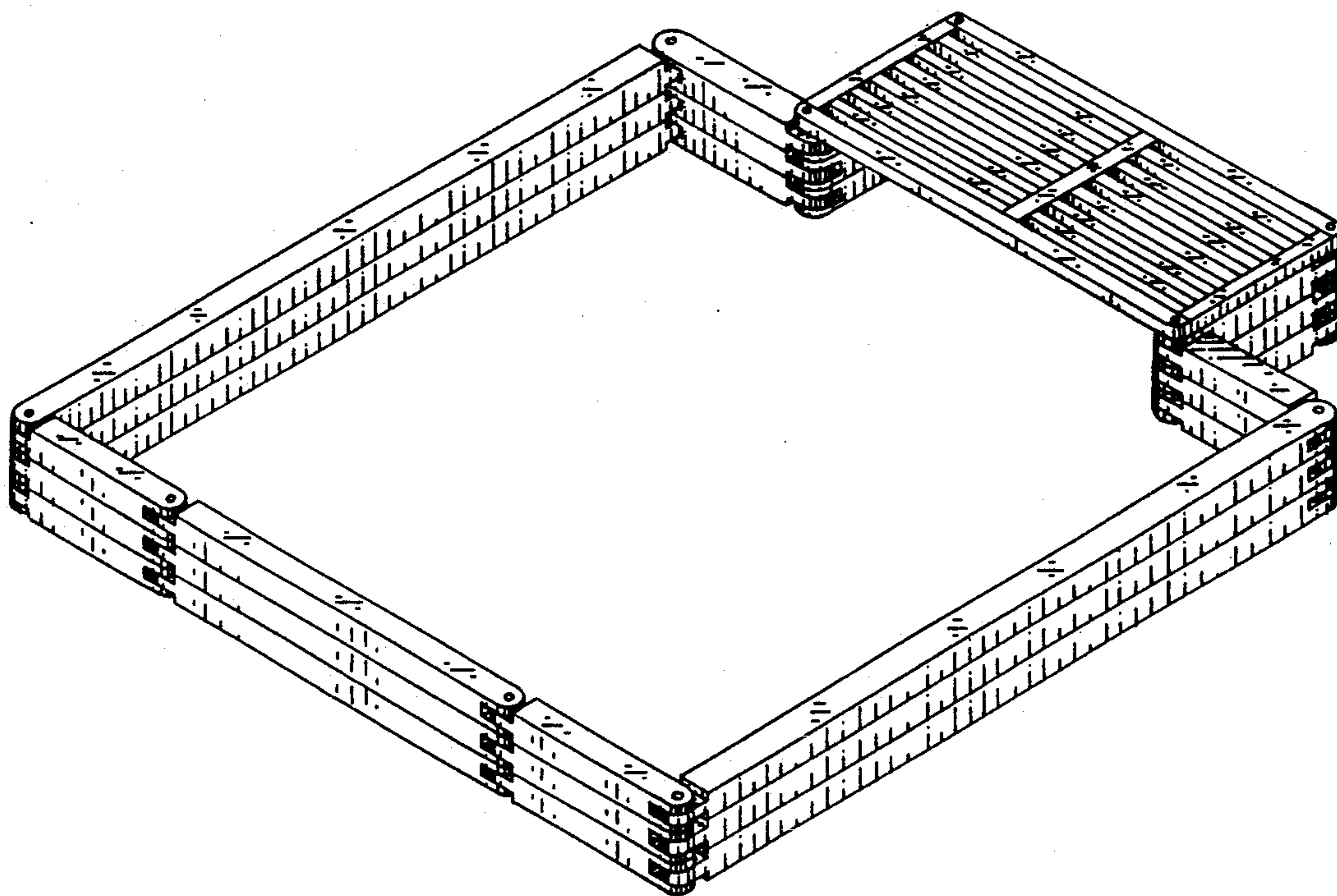


FIG. 2

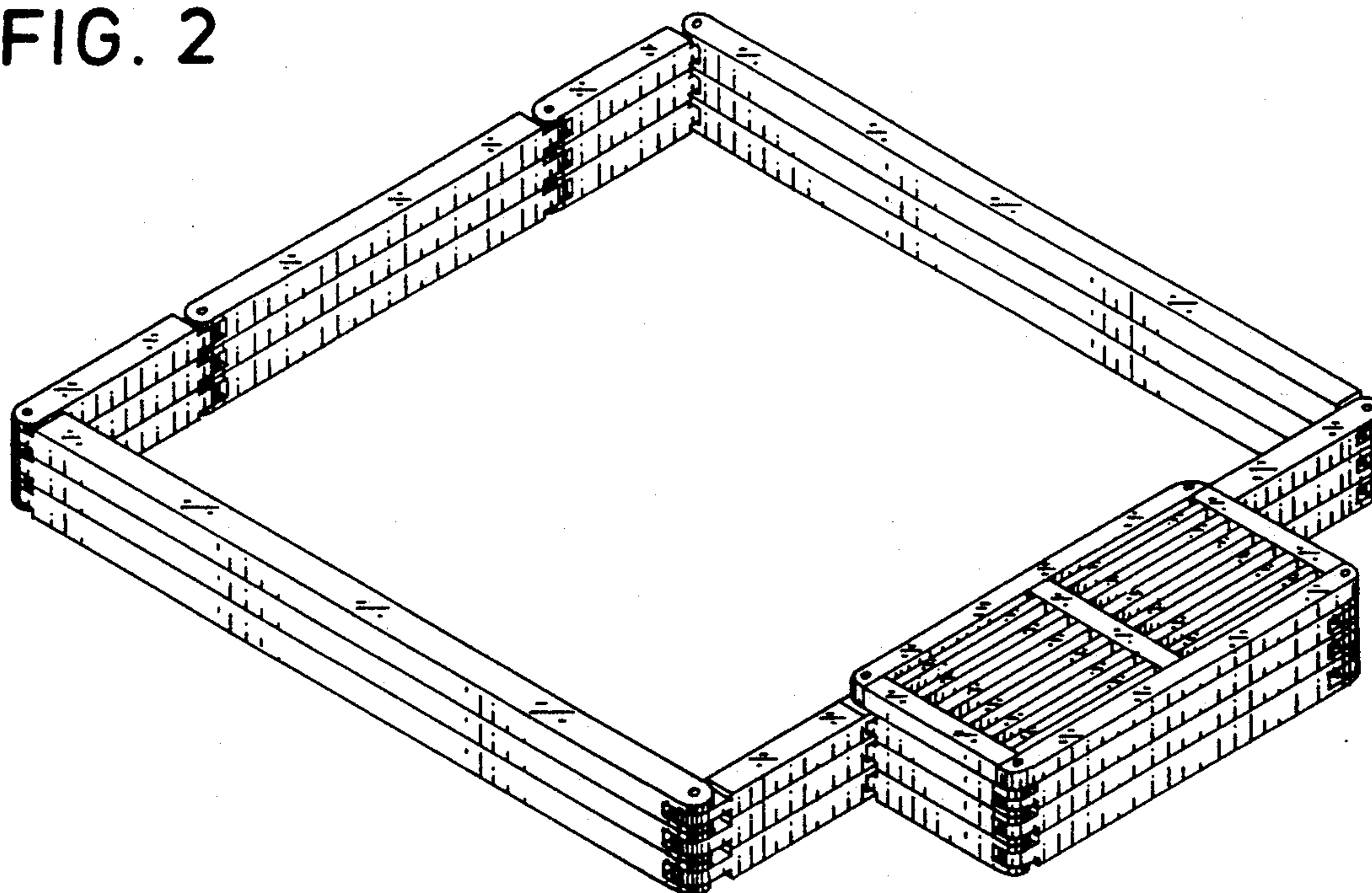


FIG. 3

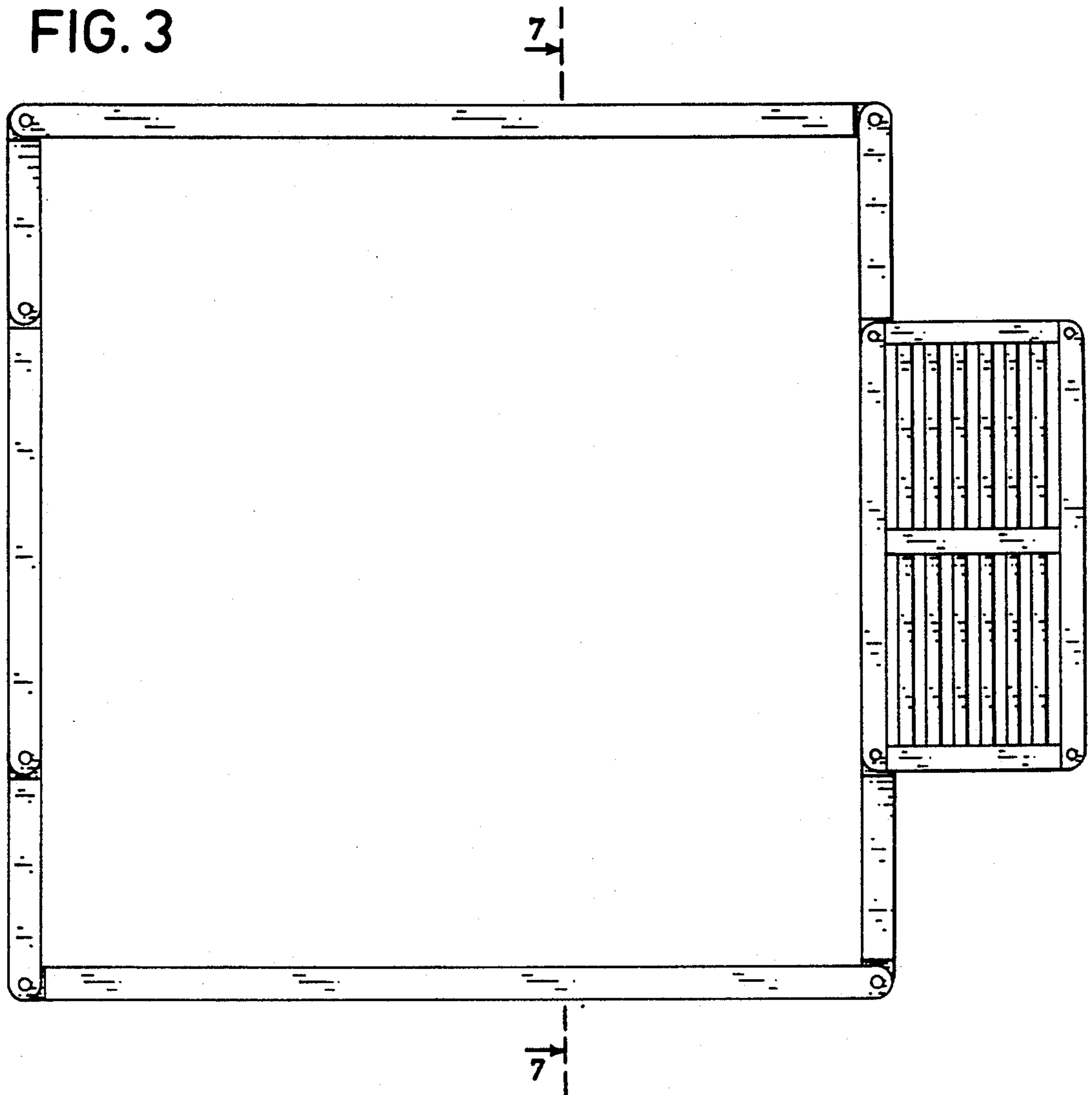


FIG. 4




FIG. 5




FIG. 6




FIG. 7

