



US00D338918S

United States Patent [19]

[11] Patent Number: **Des. 338,918**

Muehlberger

[45] Date of Patent: **** Aug. 31, 1993**

[54] **PAGER INSERT FOR VENDING MACHINES**

[75] Inventor: **Karl H. Muehlberger, Lakeland, Fla.**

[73] Assignee: **Keyosk Corporation, Lakeland, Fla.**

[*] Notice: The portion of the term of this patent subsequent to Apr. 6, 2010 has been disclaimed.

[**] Term: **14 Years**

[21] Appl. No.: **596,608**

[22] Filed: **Oct. 12, 1990**

[52] U.S. Cl. **D20/8**

[58] Field of Search **D20/8; D14/191, 192, D14/193, 194; 340/825.44, 311.1; 455/343, 89, 90, 347; 414/273; 206/1.5, 444; D3/35**

[56] **References Cited**

U.S. PATENT DOCUMENTS

- D. 212,001 8/1968 Roberts 455/89 X
- D. 280,951 10/1985 Holland D3/35
- D. 283,104 3/1986 Bigando D3/35 X

- 4,132,311 1/1979 Glinert D3/35 X
- 4,369,364 9/1989 Bray 206/444 X
- 4,661,998 4/1987 Yamashita et al. 455/347 X
- 4,803,473 2/1989 Taylor 455/347 X
- 4,870,702 9/1989 Azzouni 455/347 X

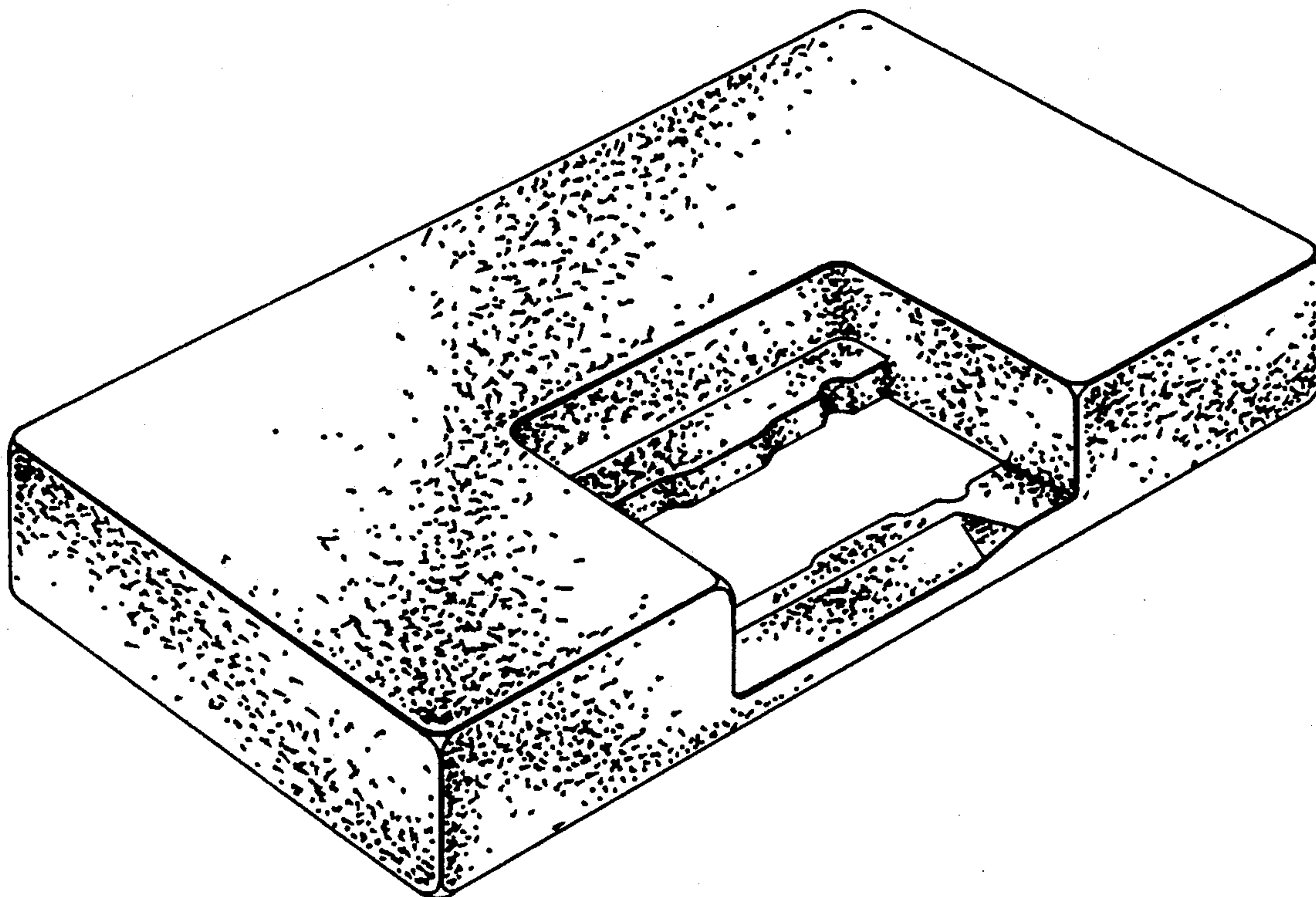
Primary Examiner—B. J. Bullock
Assistant Examiner—Paula A. Mortimer
Attorney, Agent, or Firm—Allen, Dyer, Doppelt, Franjola & Milbrath

[57] **CLAIM**

The ornamental design for a pager insert for vending machines, as shown and described.

DESCRIPTION

FIG. 1 is a front perspective view of a pager insert for vending machines showing my new design; FIG. 2 is a top plan view thereof; FIG. 3 is a side elevational view thereof; FIG. 4 is an opposite side elevational view thereof; FIG. 5 is an end elevational view the opposite end is a mirror image thereof; and, FIG. 6 is a bottom plan view.





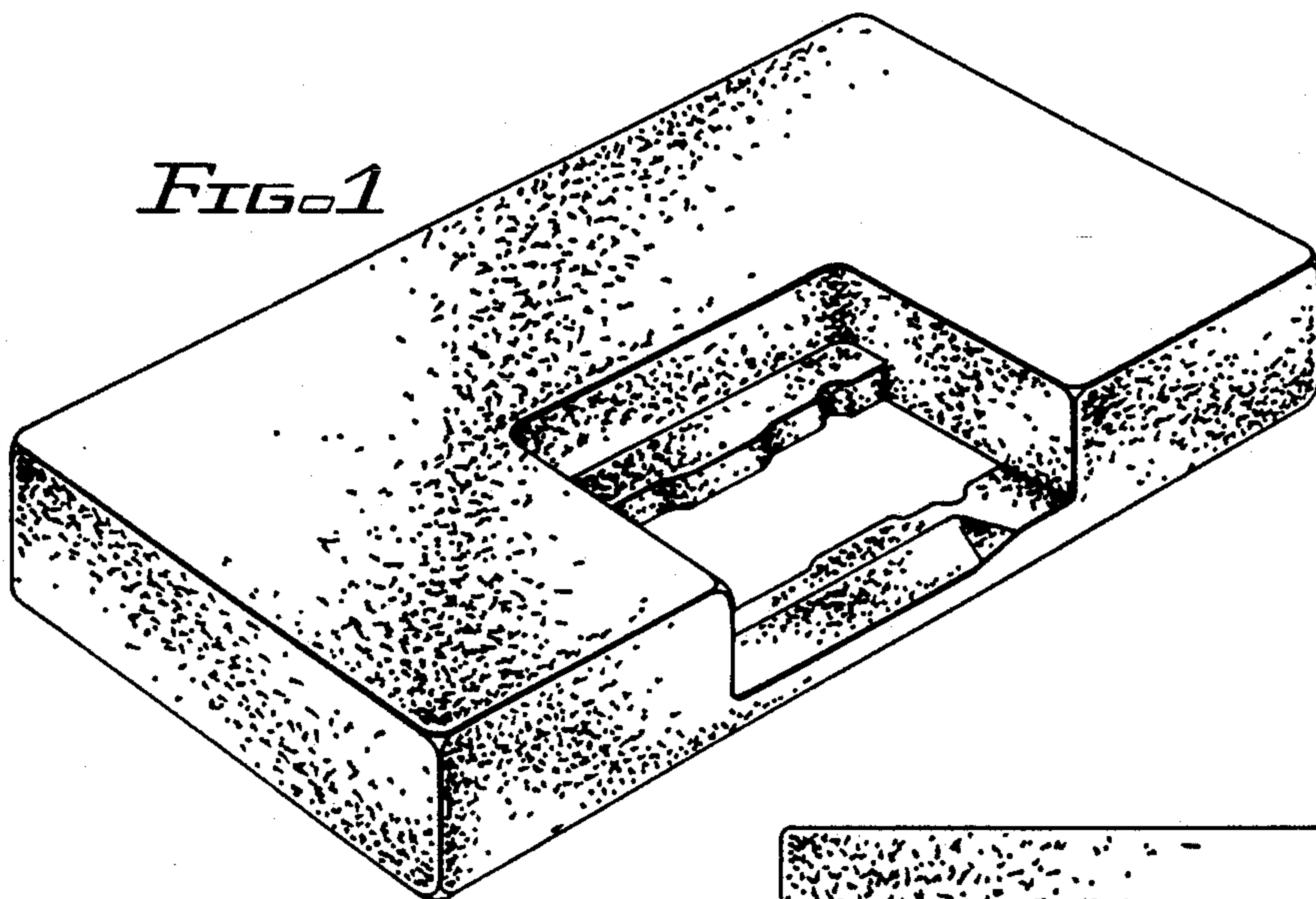


FIG. 3




FIG. 4




FIG. 5

