



US00D338917S

United States Patent [19]

[11] Patent Number: **Des. 338,917**

Aaldenberg

[45] Date of Patent: **** Aug. 31, 1993**

[54] **LETTER TRAY**

[75] Inventor: **Eric Aaldenberg, Bayside, N.Y.**

[73] Assignee: **Esselte Pendaflex Corporation, Garden City, N.Y.**

[*] Notice: The portion of the term of this patent subsequent to Aug. 27, 2005 has been disclaimed.

[**] Term: **14 Years**

[21] Appl. No.: **826,160**

[22] Filed: **Jan. 23, 1992**

[52] U.S. Cl. **D19/92; D19/86; D19/95**

[58] Field of Search **D19/35, 36, 65, 75, D19/78, 86, 92, 95, 99, 100; 206/215, 555; 211/10, 13, 126**

[56] **References Cited**

U.S. PATENT DOCUMENTS

D. 220,014 2/1971 Rome et al. D19/92

D. 289,181	4/1987	Soloman	D19/90
D. 294,665	3/1988	Solomon	D6/462
D. 296,706	7/1988	Evans	D19/92
D. 314,398	2/1991	Aaldenberg et al.	D19/92
D. 319,473	8/1991	Aaldenberg et al.	D19/92
3,675,815	7/1972	Rehrig	211/126 X

Primary Examiner—Nelson C. Holtje
Assistant Examiner—Martha Thompson
Attorney, Agent, or Firm—Pennie & Edmonds

[57] **CLAIM**

The ornamental design for a letter tray, as shown and described.

DESCRIPTION

FIG. 1 is a front perspective view of a letter tray showing my new design;
FIG. 2 is a top plan view;
FIG. 3 is a front elevational view;
FIG. 4 is a right side elevational view, the left side being a mirror image thereof;
FIG. 5 is a rear elevational view; and,
FIG. 6 is a bottom plan view thereof.

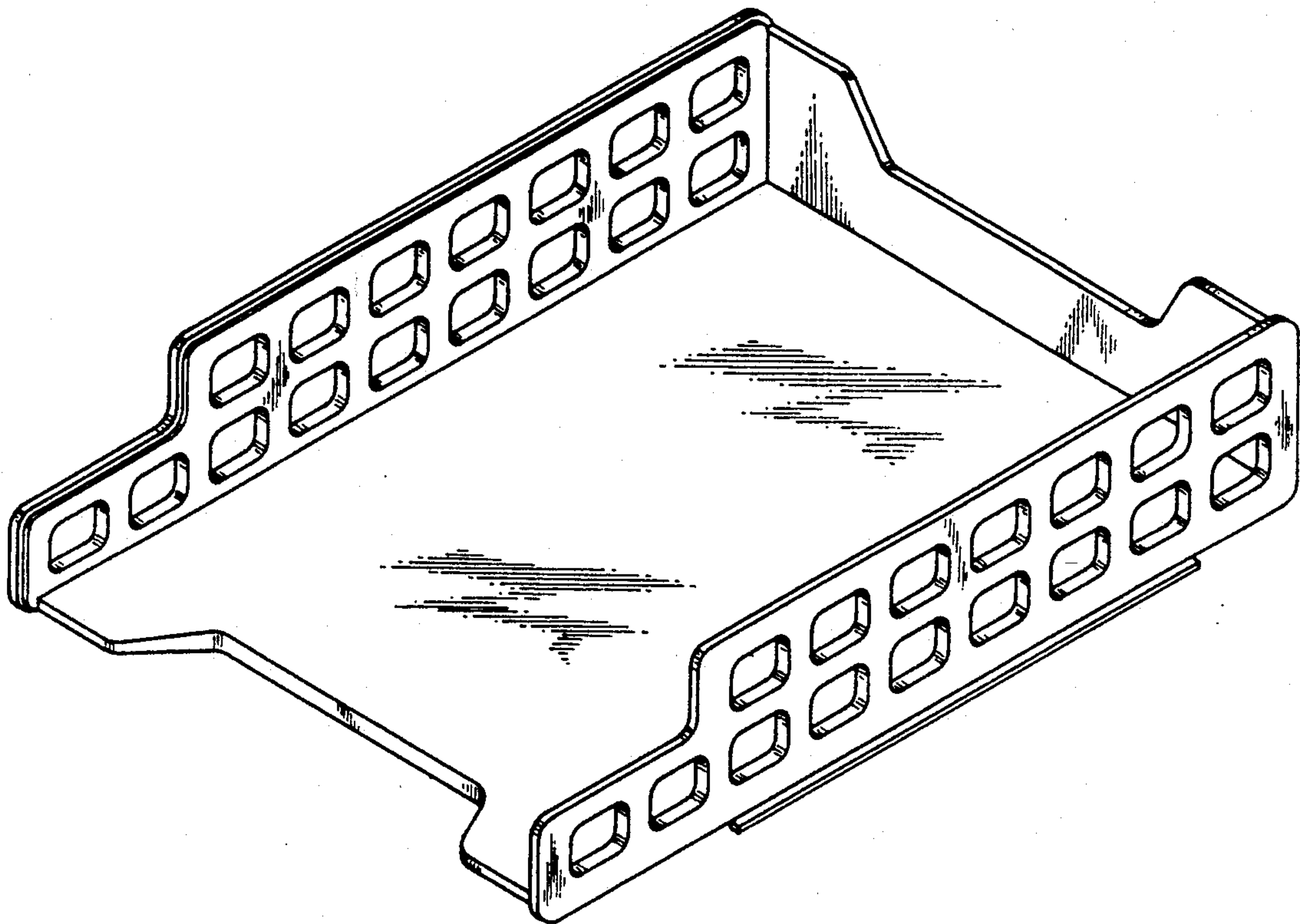


FIG. 1

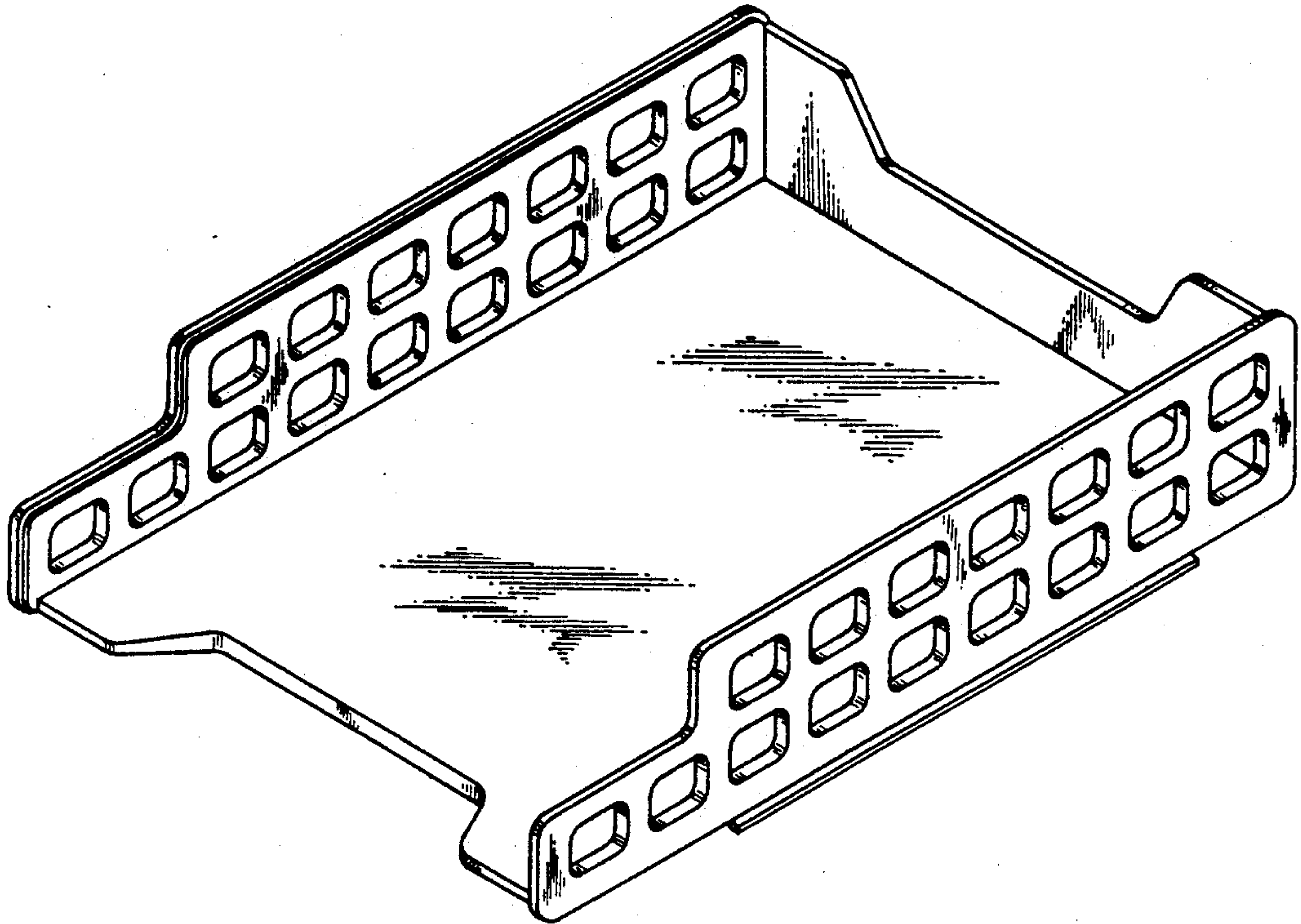


FIG. 2

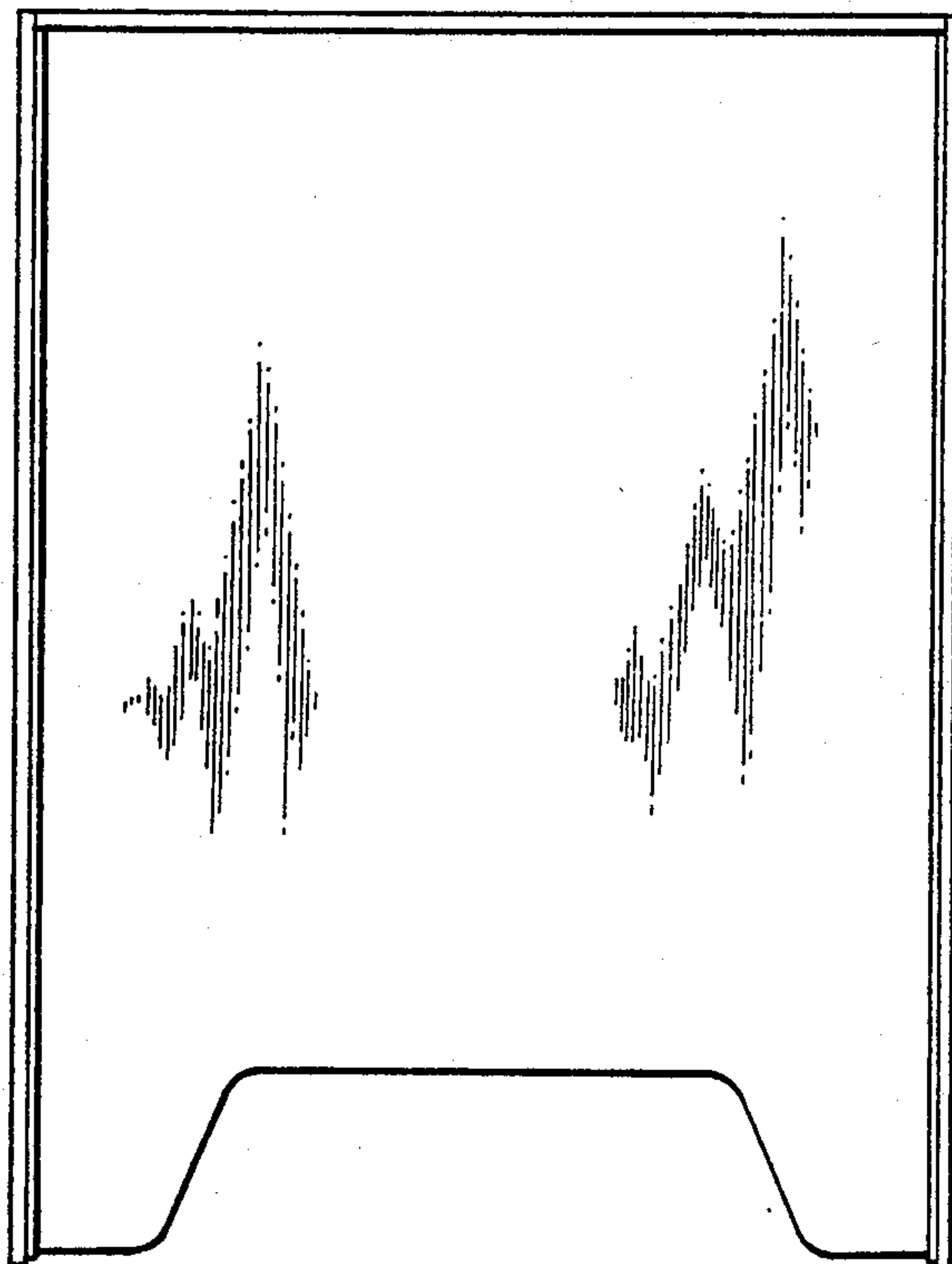


FIG. 3




FIG. 4




FIG. 5




FIG. 6

