



US00D338916S

United States Patent [19]

[11] Patent Number: **Des. 338,916**

Hoover et al.

[45] Date of Patent: **** Aug. 31, 1993**

[54] **VERTICALLY-MOUNTABLE BRUSH HOLDER**

[75] Inventors: **William Hoover, Easton, Pa.; Richard Schneider, Smithtown; Ronald Greenfield, Melville, both of N.Y.**

[73] Assignee: **M. Grumbacher, Inc., Cranbury, N.J.**

[**] Term: **14 Years**

[21] Appl. No.: **806,130**

[22] Filed: **Dec. 12, 1991**

[52] U.S. Cl. **D19/84; D19/35; D19/100**

[58] Field of Search **D6/552; D9/415; D19/35, D19/36, 65, 81-85, 99, 100; 206/461, 471, 214, 224, 371; 211/69.1-69.9**

[56] **References Cited**

U.S. PATENT DOCUMENTS

D. 191,709	11/1961	Shock	D6/552
D. 212,379	9/1968	Smith	D6/552 X
D. 236,052	7/1975	Trieschmann	D6/552
D. 274,395	6/1984	Beaubian	D6/552
D. 284,355	6/1986	Knollmeyer	D9/415
D. 295,833	5/1988	Roth	D9/415 X

D. 305,302	1/1990	Beatrice et al.	D9/415
D. 327,296	6/1992	Klodt	D19/90 X
689,667	12/1901	Blakeslee	211/69.9 X
779,821	1/1905	Varty	211/69.1
1,163,672	12/1915	Kulow	211/69.4
3,113,559	12/1963	Friedman	211/69.9
4,339,045	7/1982	Bodin	211/69.5 X

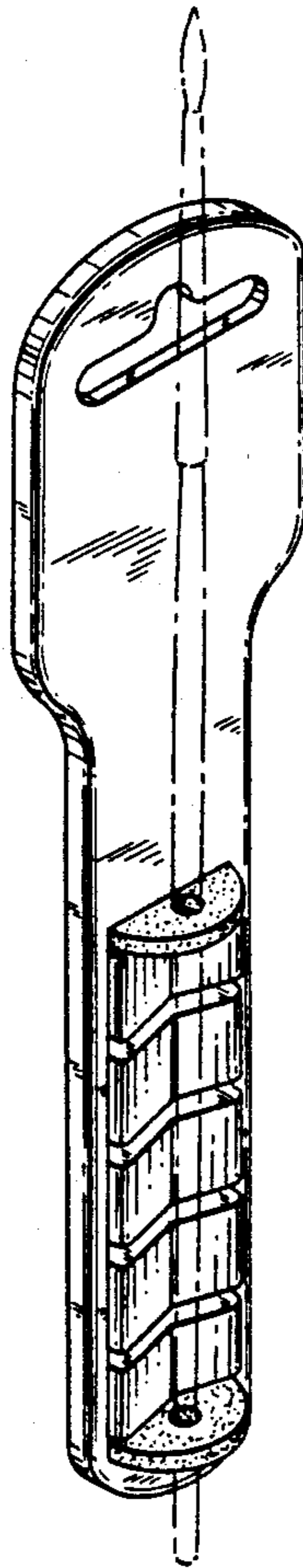
Primary Examiner—Nelson C. Holtje
Assistant Examiner—Martha Thompson
Attorney, Agent, or Firm—Paul J. Sutton

[57] **CLAIM**

The ornamental design for a vertically-mountable brush holder, as shown and described.

DESCRIPTION

FIG. 1 is a top, left front perspective view of a vertically-mountable brush holder showing our new design; FIG. 2 is a front elevational view thereof; FIG. 3 is a top plan view thereof; FIG. 4 is a right side elevational view thereof; FIG. 5 is a rear elevational view thereof; and, FIG. 6 is a bottom plan view thereof. The brush depicted by means of broken lines in the FIG. 1 view has been shown for illustrative purposes only and forms no part of the claimed design.



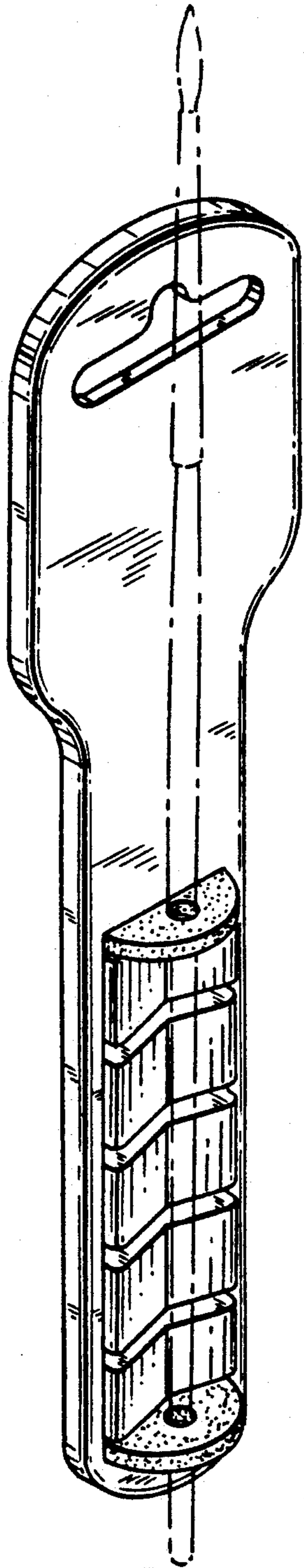


FIG. 1

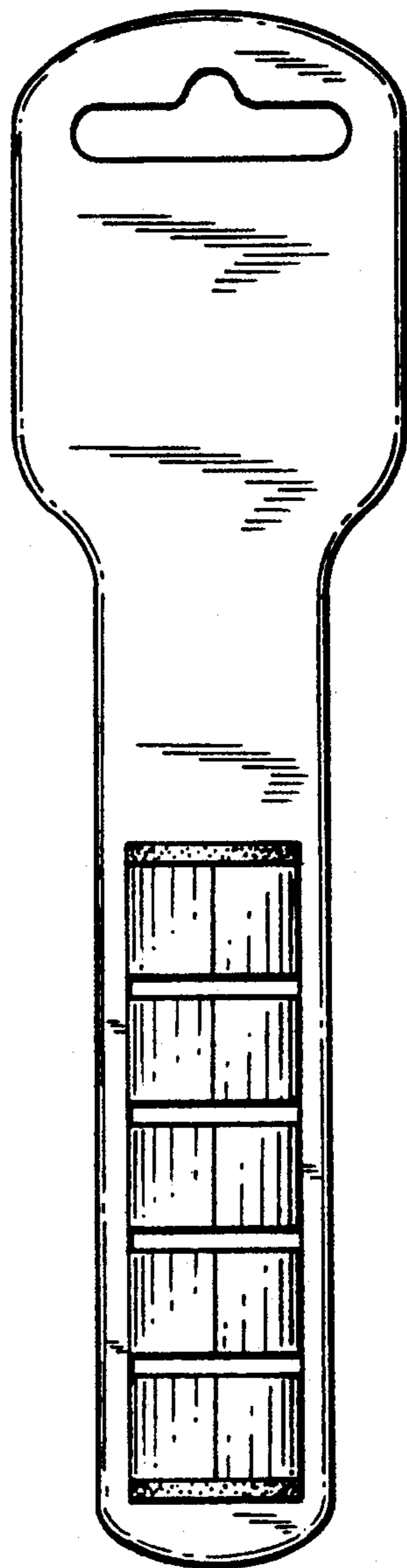


FIG. 2

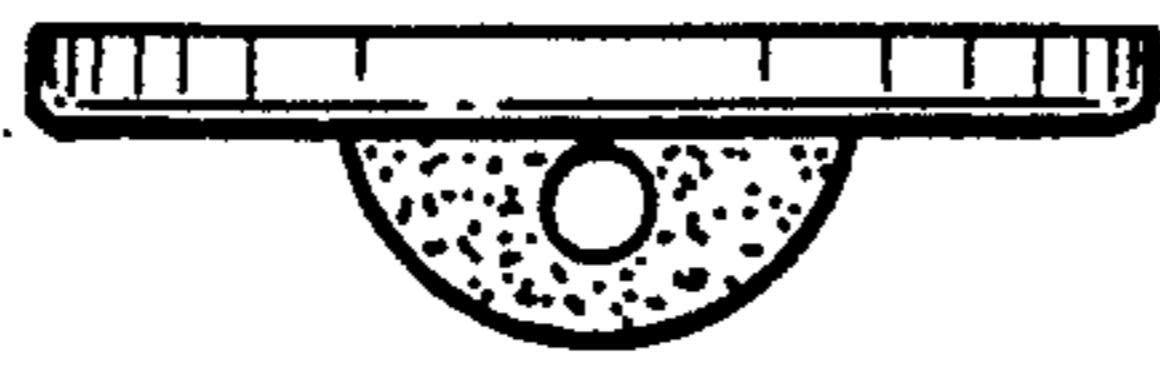


FIG. 3



FIG. 4

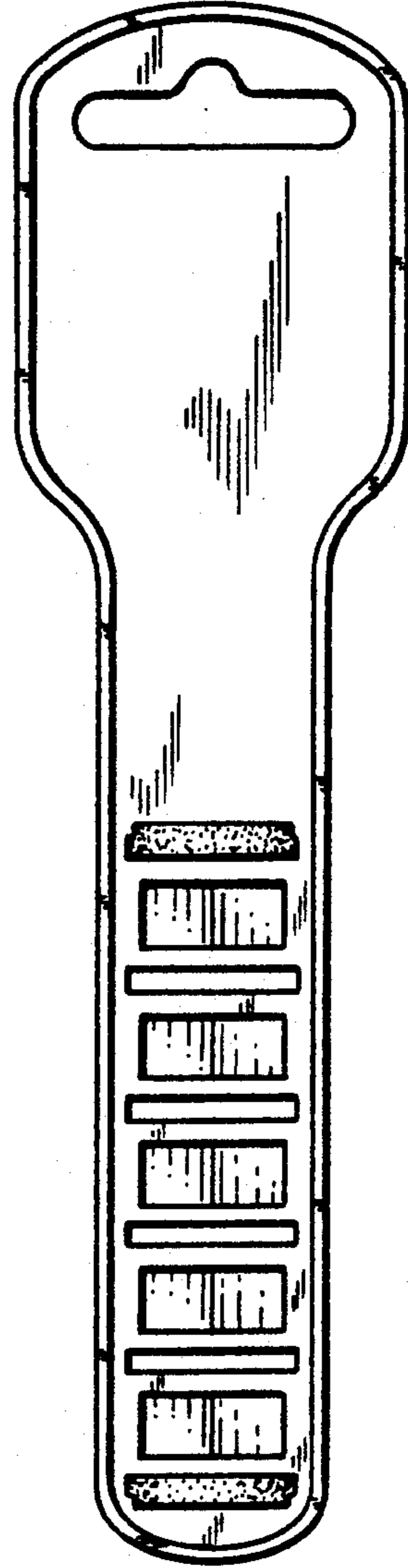


FIG. 5

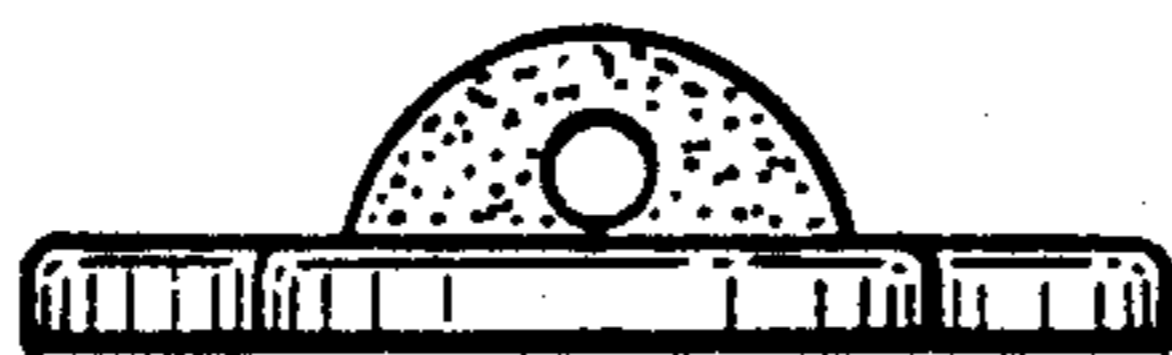


FIG. 6