



US00D338912S

United States Patent [19]

[11] Patent Number: **Des. 338,912**

Miyamoto

[45] Date of Patent: **** Aug. 31, 1993**

[54] **INK CARTRIDGE FOR PRINTER**

[75] Inventor: **Noriaki Miyamoto, Tokyo, Japan**

[73] Assignee: **Canon Kabushiki Kaisha, Tokyo, Japan**

[**] Term: **14 Years**

[21] Appl. No.: **765,098**

[22] Filed: **Sep. 25, 1991**

[30] **Foreign Application Priority Data**

Apr. 3, 1991 [JP] Japan 3-9484

[52] U.S. Cl. **D18/56; 346/140 R**

[58] Field of Search **D18/18, 40, 43, 56-58; 400/471; 101/333, 334, 335; 346/75, 140 R, 140 PD**

[56] **References Cited**

U.S. PATENT DOCUMENTS

- D. 280,913 10/1985 Nibley et al. D18/12
- D. 281,333 11/1985 Nibley et al. D18/12
- D. 313,812 1/1991 Yomo D18/56
- D. 319,070 8/1991 Lavander D18/12
- D. 321,900 11/1991 Kumagai D18/56

- 4,568,954 2/1986 Rosback 346/140 R
- 4,855,762 8/1989 Suzuki 346/140 R
- 4,928,126 5/1990 Asai 346/140 R
- 5,113,206 5/1992 Fukazawa 346/140 R

FOREIGN PATENT DOCUMENTS

- 367657 5/1989 Japan 346/140 R

Primary Examiner—A. Hugo Word

Assistant Examiner—Cathy Anne MacCormac

Attorney, Agent, or Firm—Fitzpatrick, Cella, Harper & Scinto

[57] **CLAIM**

The ornamental design for an ink cartridge for printer, as shown and described.

DESCRIPTION

FIG. 1 is a front elevational view of an ink cartridge for printer showing my new design;
 FIG. 2 is a rear elevational view thereof;
 FIG. 3 is a top plan view thereof;
 FIG. 4 is a bottom plan view thereof;
 FIG. 5 is a left side elevational view thereof;
 FIG. 6 is a right side elevational view thereof; and,
 FIG. 7 is a perspective view thereof.




FIG. 1




FIG. 2

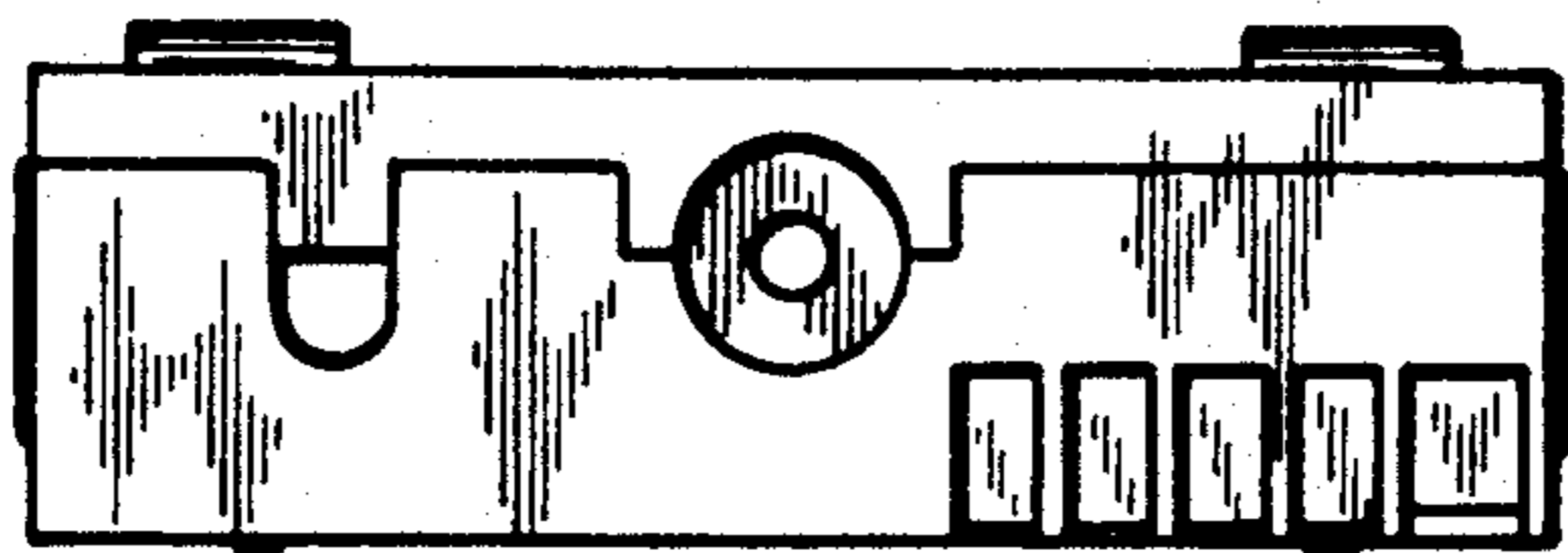


FIG. 3

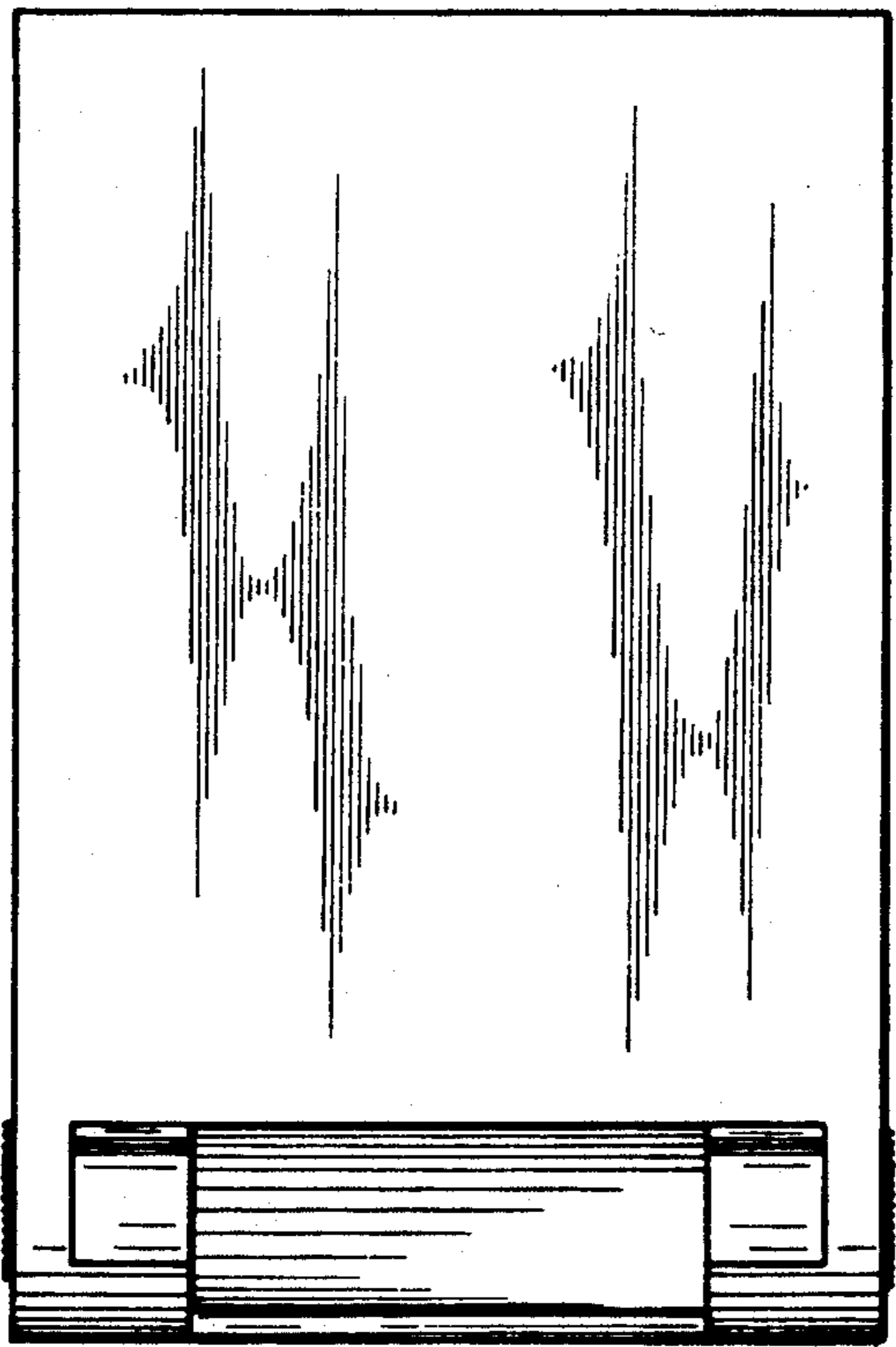


FIG. 4

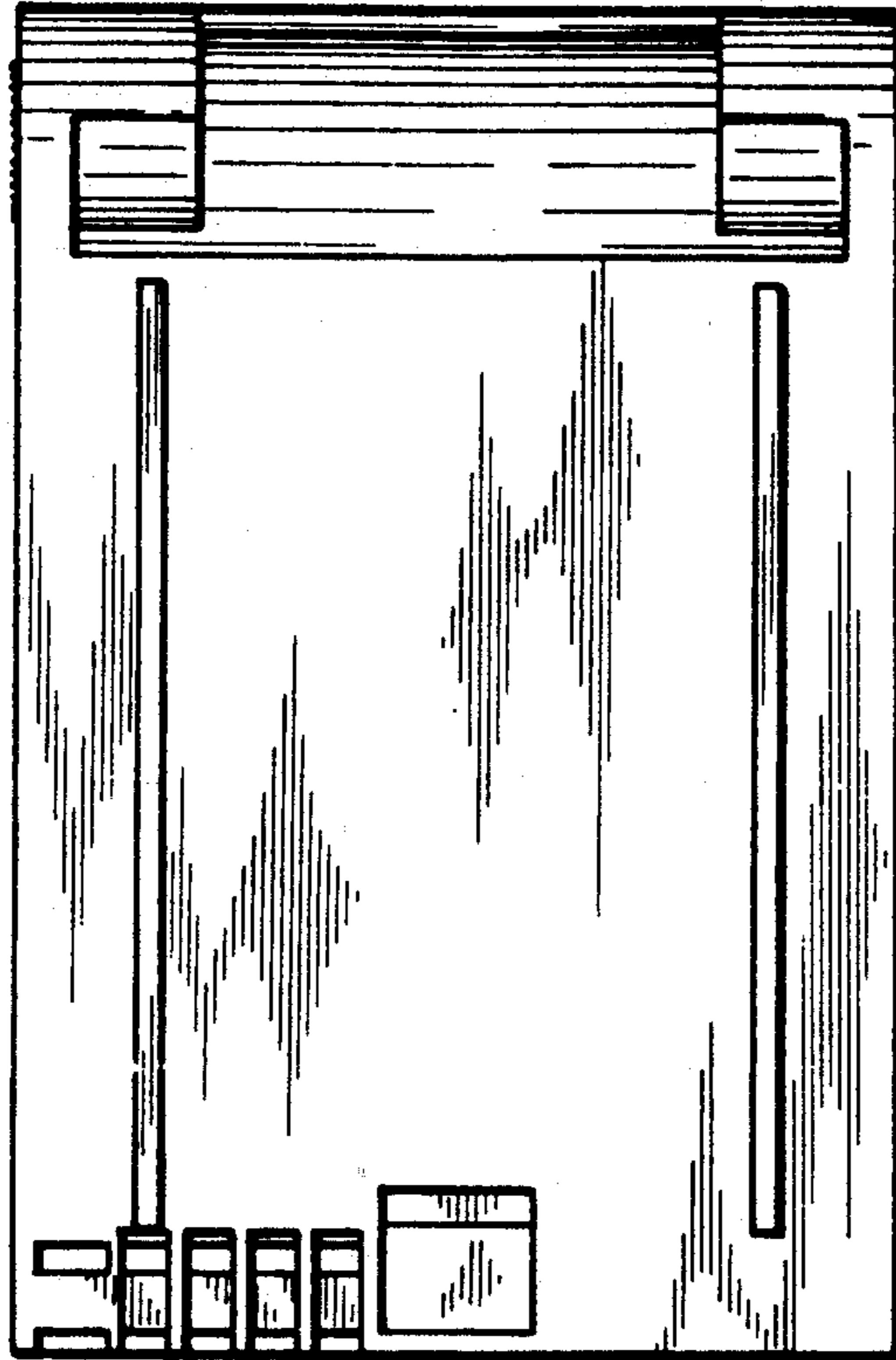


FIG. 5

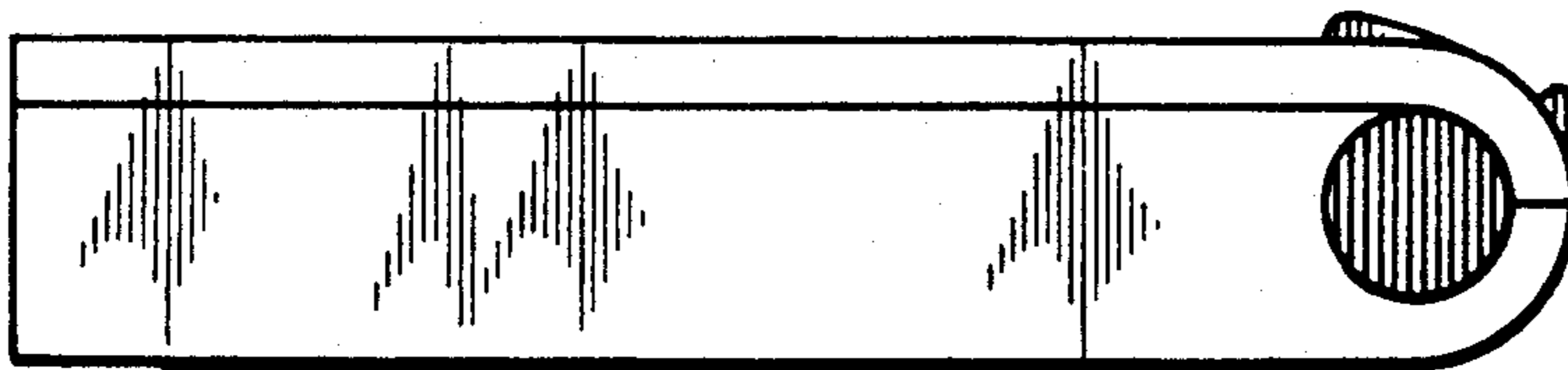


FIG. 6

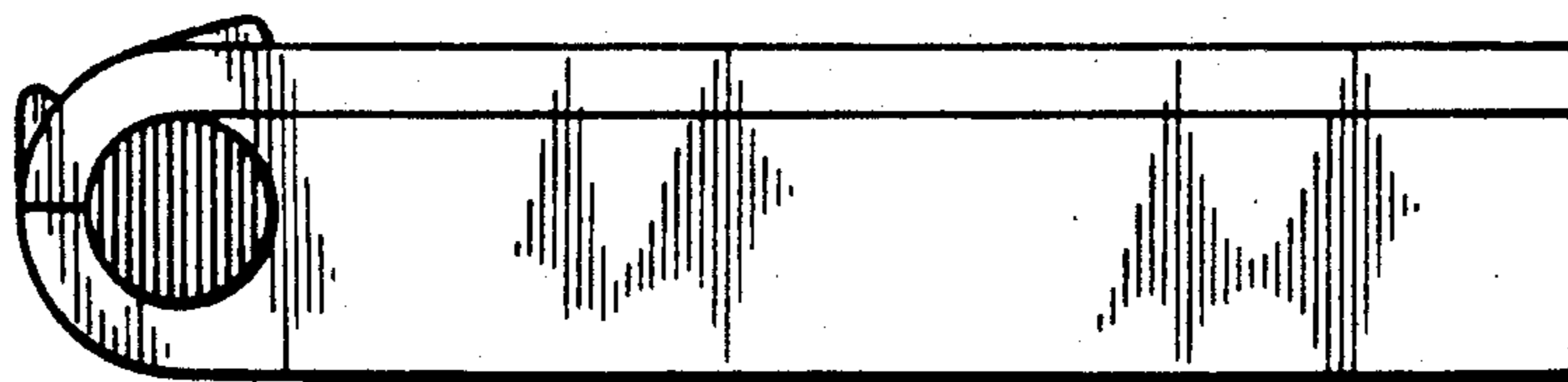


FIG. 7

