



US00D338887S

United States Patent [19]

[11] Patent Number: **Des. 338,887**

Nagele

[45] Date of Patent: **** Aug. 31, 1993**

[54] TELEPHONE BASE

D. 306,583 3/1990 Krolopp et al. D14/137
D. 315,557 3/1991 Grewe et al. D14/130
D. 320,987 10/1991 Grinyer D14/141 X

[75] Inventor: **Albert Nagele, Wilmette, Ill.**

[73] Assignee: **Motorola, Inc., Schaumburg, Ill.**

[**] Term: **14 Years**

OTHER PUBLICATIONS

Chicago Tribune, Jun. 3, 1991; Section 4, p. 10.

[21] Appl. No.: **862,278**

Primary Examiner—Alan P. Douglas

Assistant Examiner—Jeffrey Asch

Attorney, Agent, or Firm—Kirk W. Dailey; Rolland R. Hackbart

[22] Filed: **Apr. 3, 1992**

[52] U.S. Cl. **D14/151**

[58] Field of Search D14/138, 140, 142, 149,
D14/150, 151, 240, 241, 251, 253, 245, 130, 137;
D13/106-108, 184, 199; 379/330, 440, 419, 428,
436, 441, 442

[57] CLAIM

The ornamental design for a telephone base, as shown and described.

[56] References Cited

U.S. PATENT DOCUMENTS

D. 239,838 5/1976 Crimmins D14/149
D. 280,505 9/1985 Genaro et al. D14/251
D. 289,638 5/1987 Kasprzycki D14/245
D. 289,644 5/1987 Aldrich D14/240
D. 303,115 8/1989 Hart et al. D14/142
D. 303,965 10/1989 Helstab D14/142

DESCRIPTION


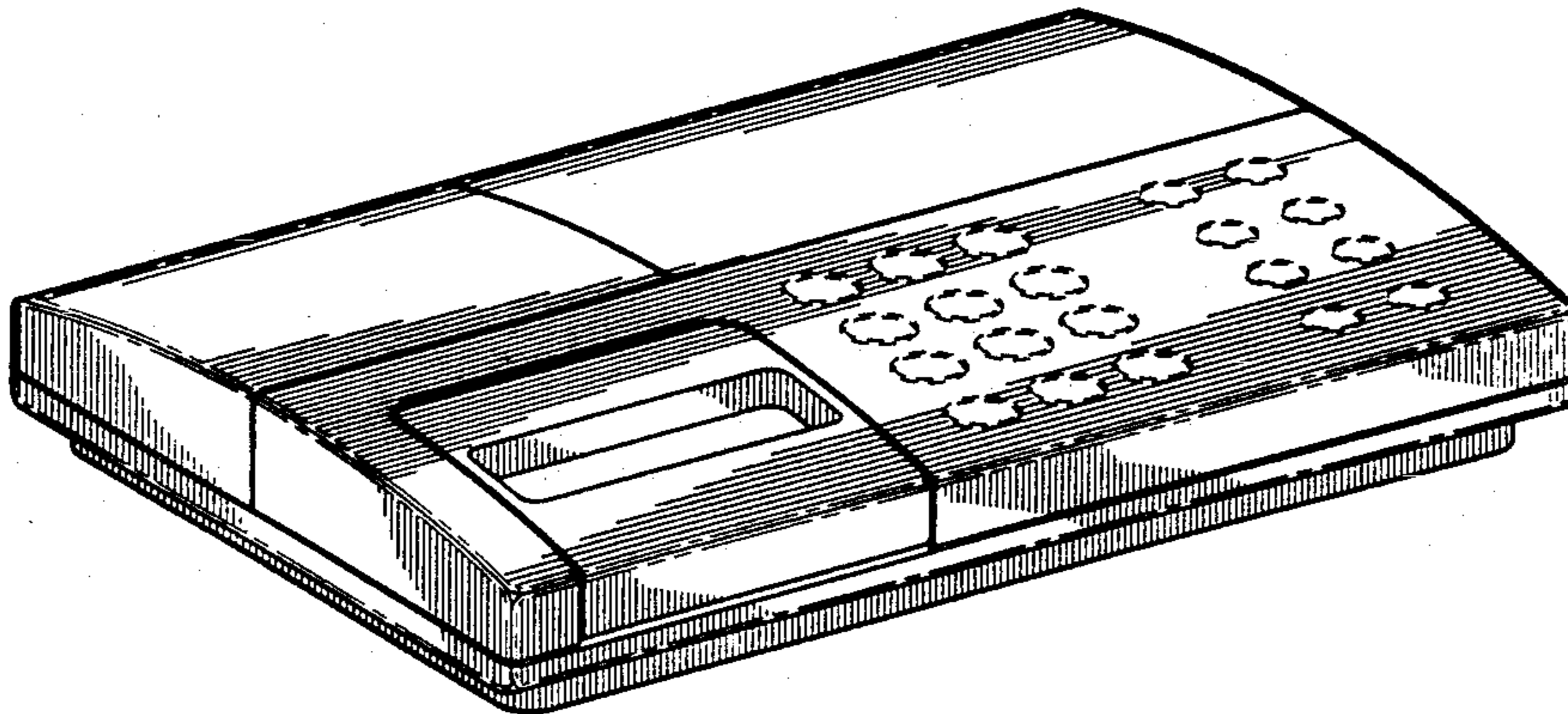
FIG. 1 is a front, top, and left side perspective view of a telephone base showing my new design;

FIG. 2 is a rear elevational view;

FIG. 3 is a bottom plan view;

FIG. 4 is a right side elevational view in an alternate position for use; and,

FIG. 5 is a perspective view thereof in an alternate position for use.



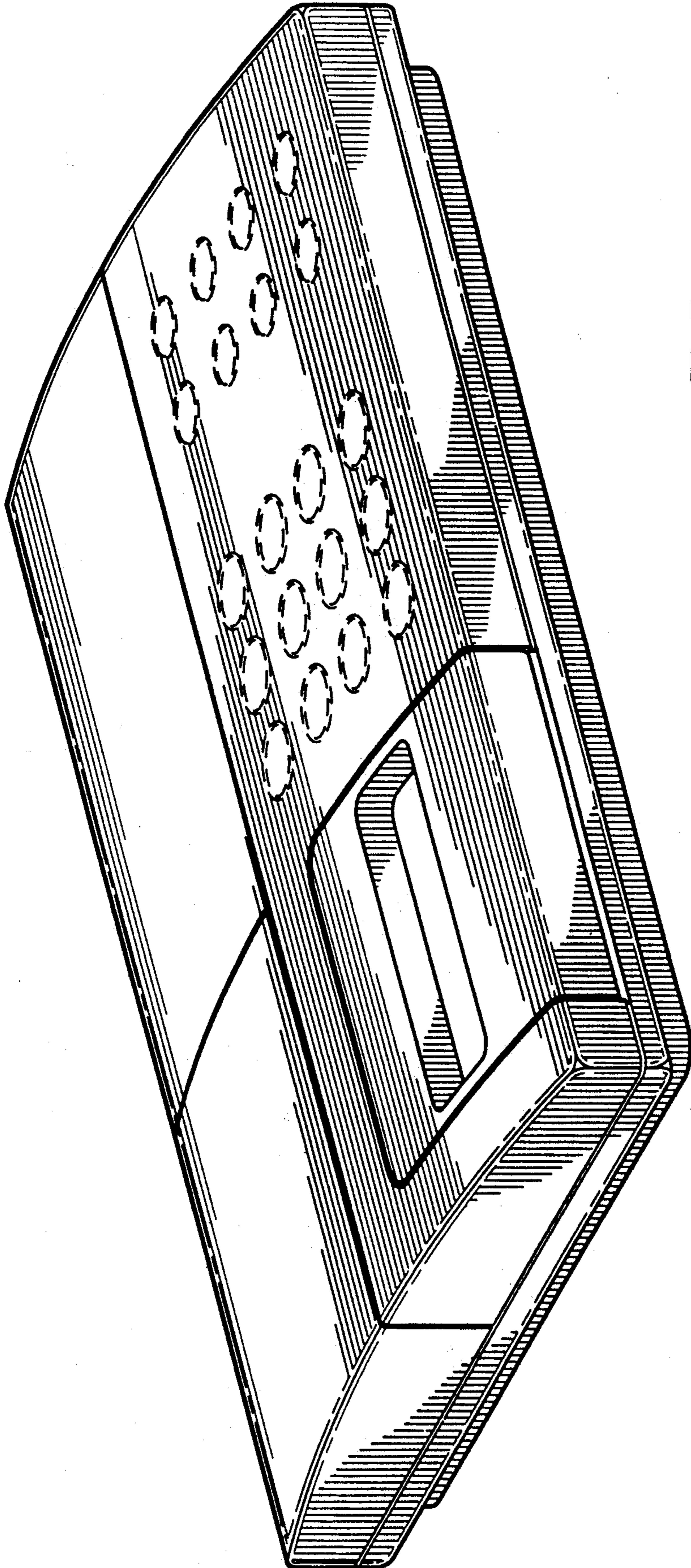


FIG. 1




FIG. 2

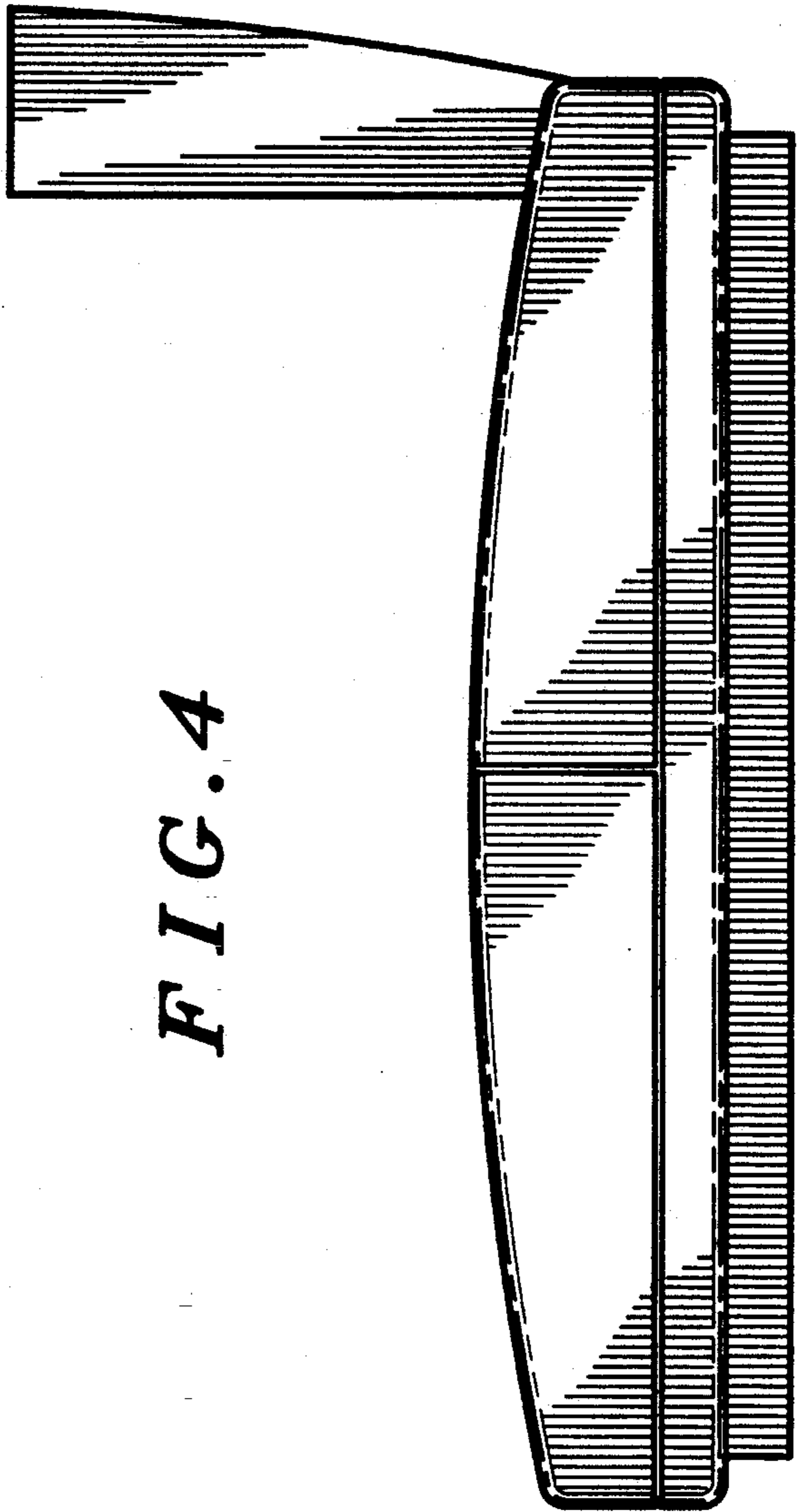
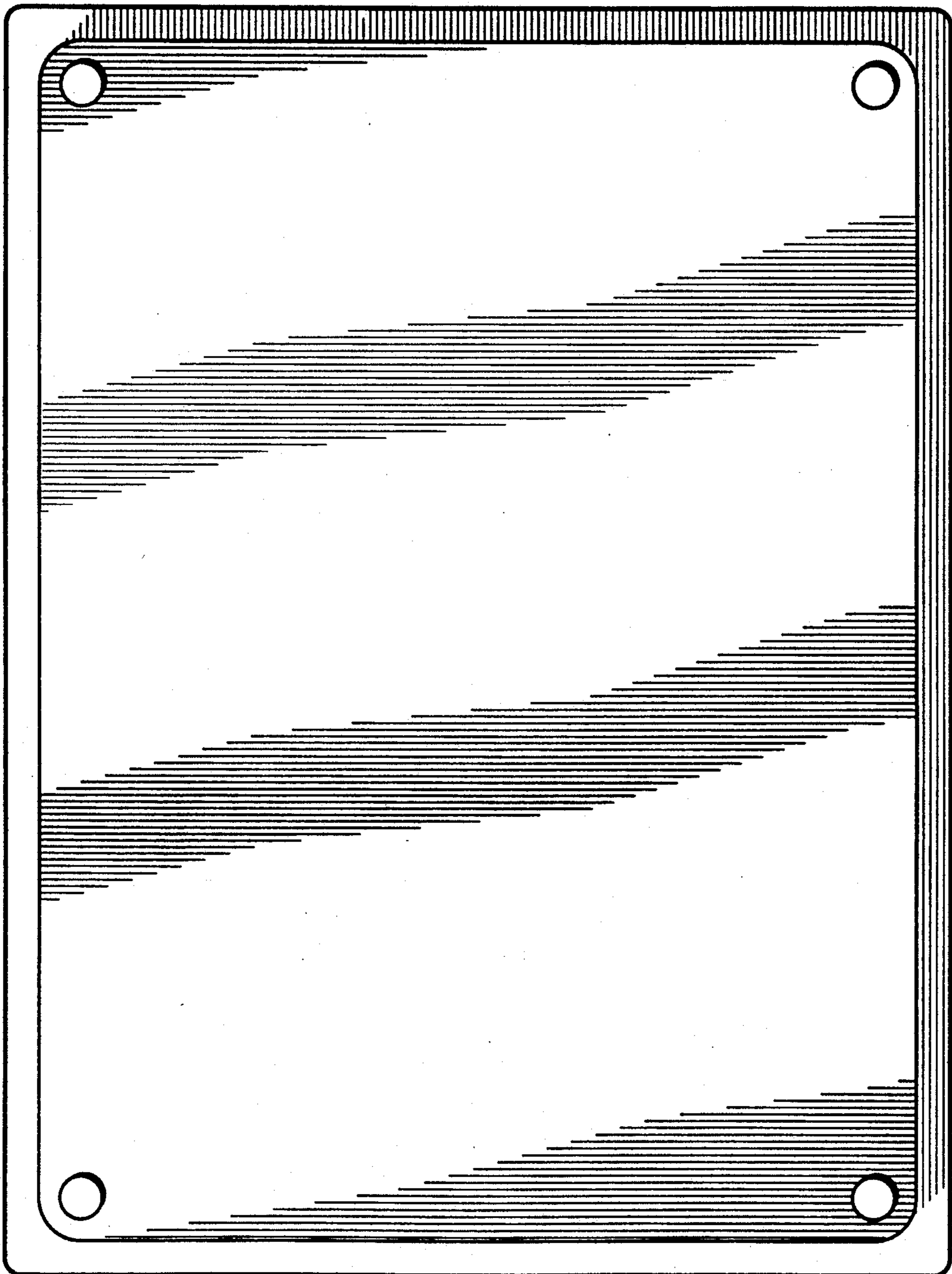


FIG. 4

FIG. 3






FIG. 5