



US00D338850S

United States Patent [19]

[11] Patent Number: **Des. 338,850**

Nachshen

[45] Date of Patent: **** Aug. 31, 1993**

[54] PENDING

2,377,816 6/1945 Slain 63/19
2,874,740 2/1959 Mageau, Jr. D3/61

[76] Inventor: **Emily Nachshen, 39 Grandview Ave., Rye, N.Y. 10588**

OTHER PUBLICATIONS

The Jewelart Collection cat.-Jan. 1977, Item center right p. 39.

[**] Term: **14 Years**

Primary Examiner—A. Hugo Word
Assistant Examiner—R. Seifert
Attorney, Agent, or Firm—Leon Gilden

[21] Appl. No.: **667,068**

[22] Filed: **Mar. 11, 1991**

[52] U.S. Cl. **D11/80; D11/84**

[58] Field of Search **D11/1-3, D11/40-46, 50, 53-59, 65-69, 73, 74, 79, 95-100, 102, 106, 115, 86, 81; 63/1.1, 2, 12-14.3, 18-19; D3/61-62; D24/181**

[57] CLAIM

The ornamental design for a pendent, as shown and described.

[56] References Cited

DESCRIPTION

U.S. PATENT DOCUMENTS

D. 235,584	6/1975	Hall	D3/61
D. 247,268	2/1978	Quenot	D3/61
681,934	9/1901	Smith	63/18
1,061,364	5/1913	Ewing	63/19
1,209,168	12/1916	Kendall	63/19
1,722,423	7/1929	Johnston	63/2

FIG. 1 is a front elevational view of a pendent showing my new design;

FIG. 2 is a rear elevational view thereof;

FIG. 3 is a left side elevational view thereof;

FIG. 4 is a right side elevational view thereof;

FIG. 5 is a top plan view thereof;

FIG. 6 is a bottom plan view thereof; and,

FIG. 7 is a perspective view thereof.

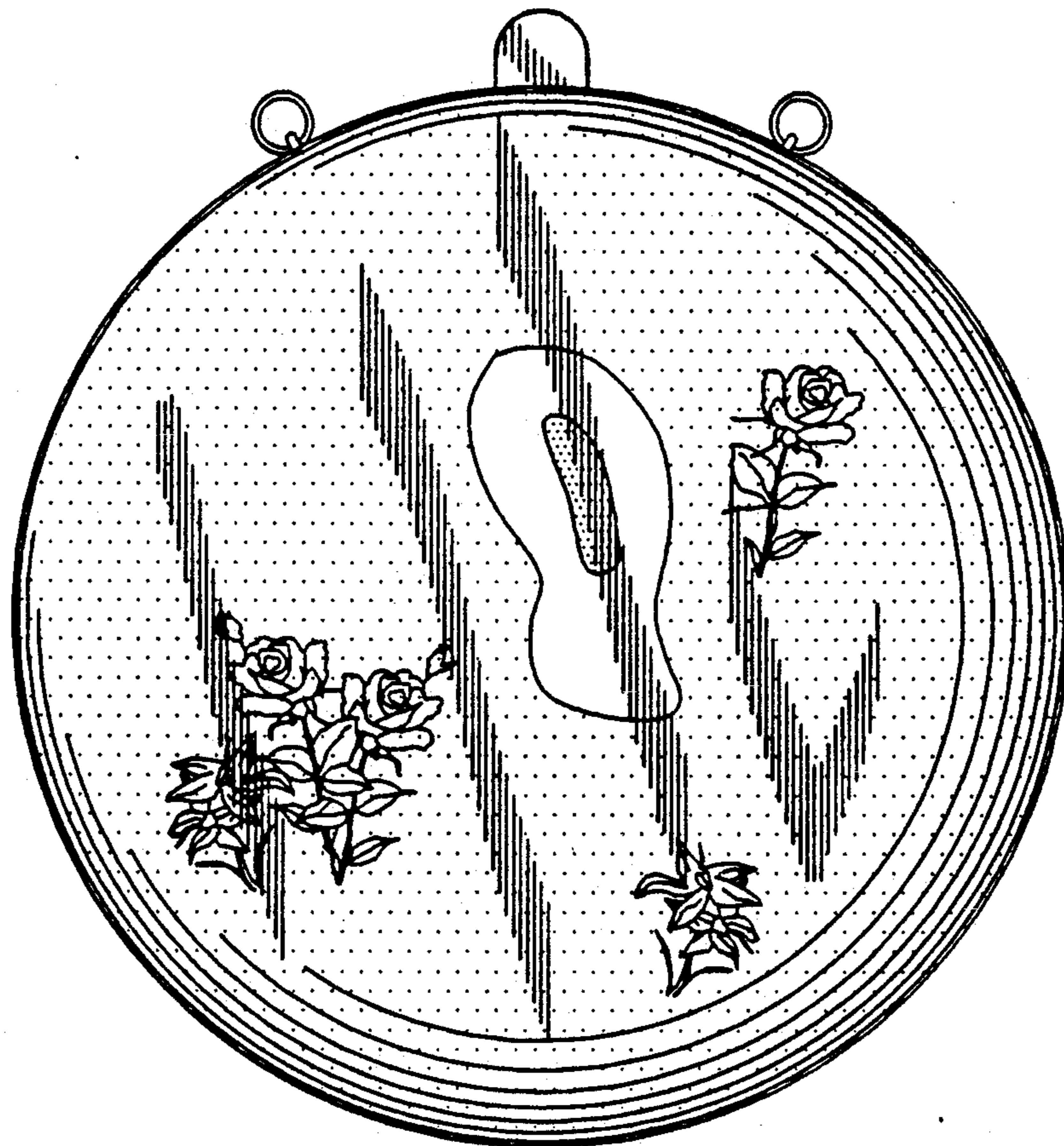


FIG. 1

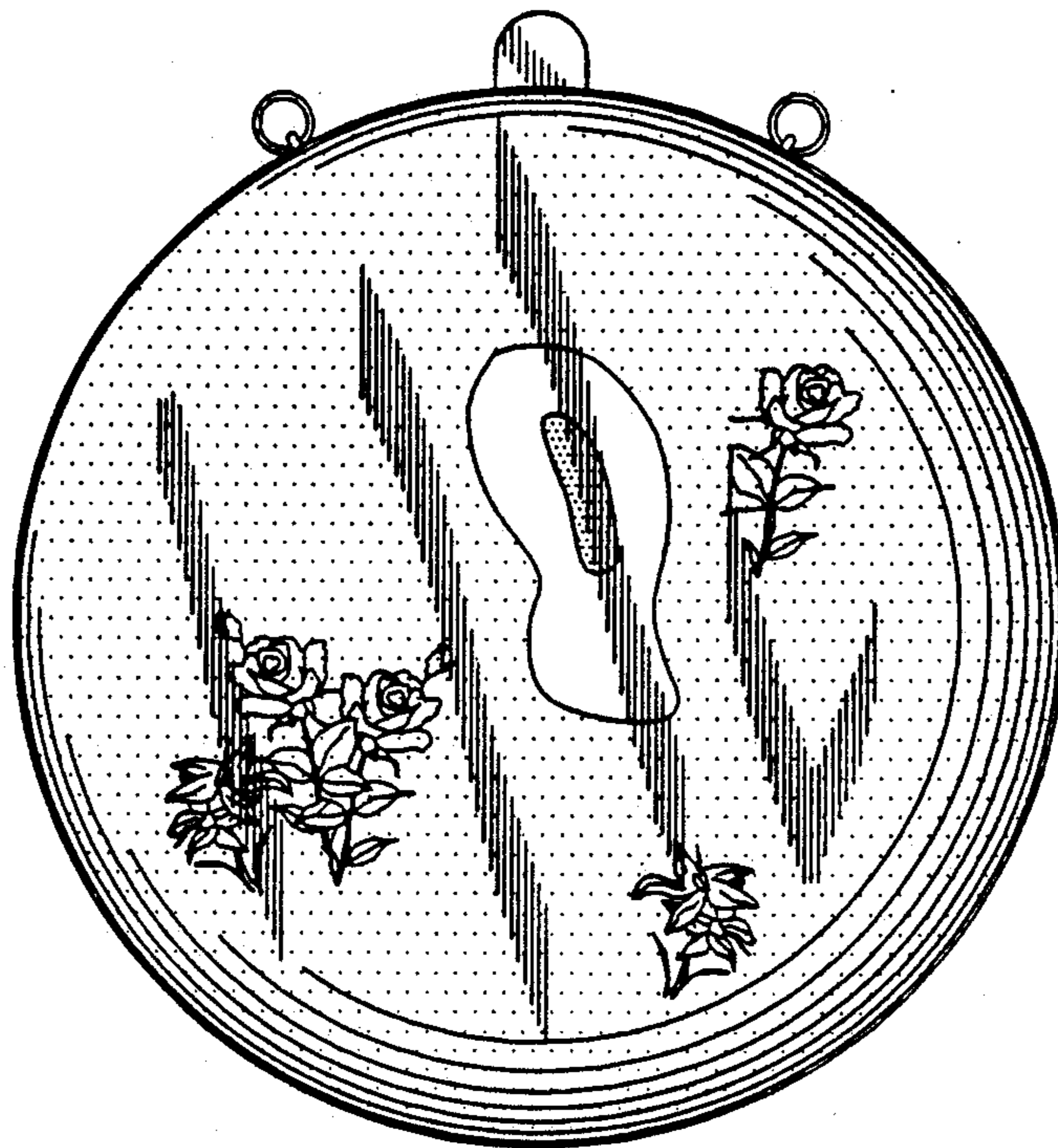


FIG. 2

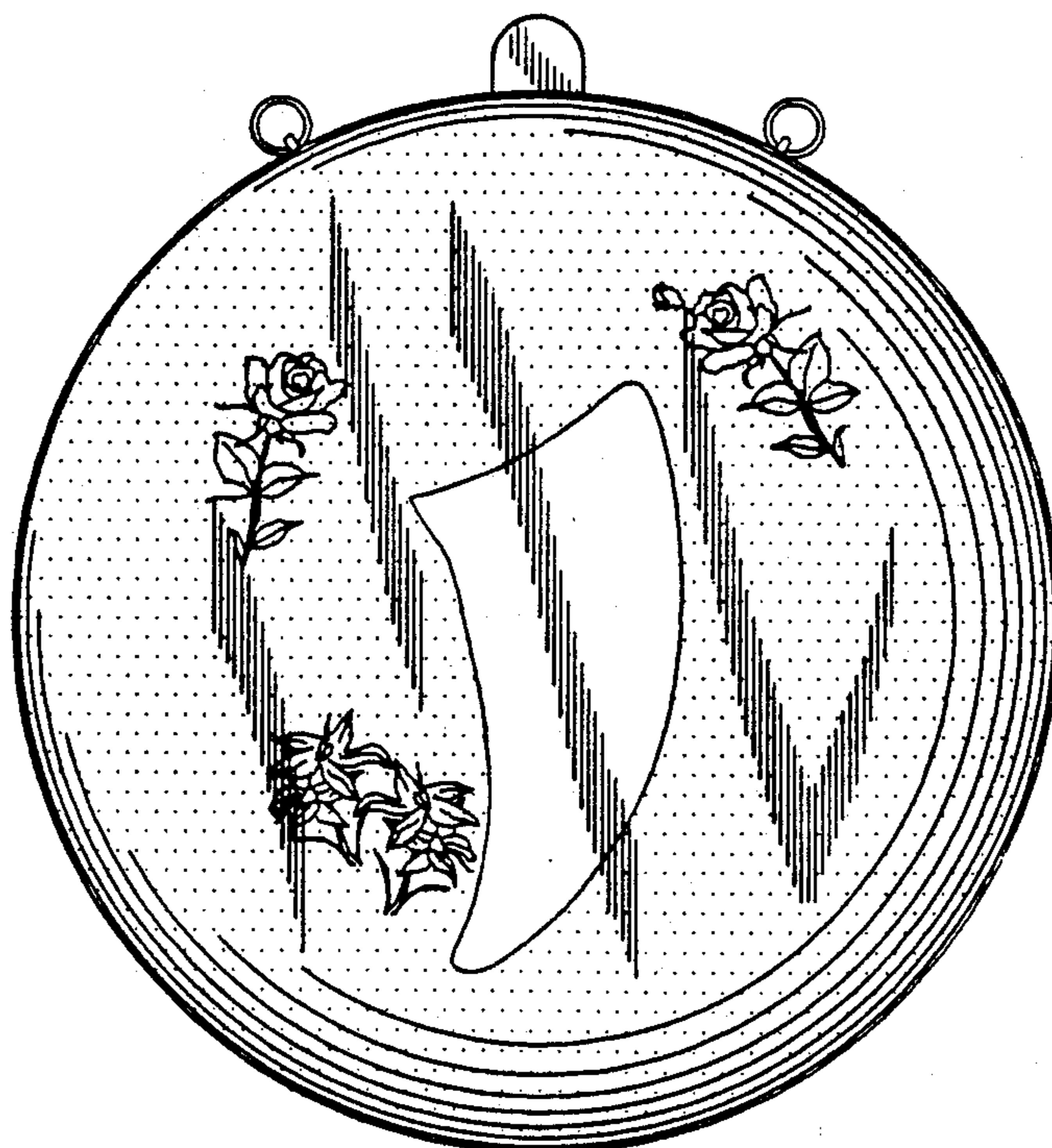


FIG. 3




FIG. 4




FIG. 5

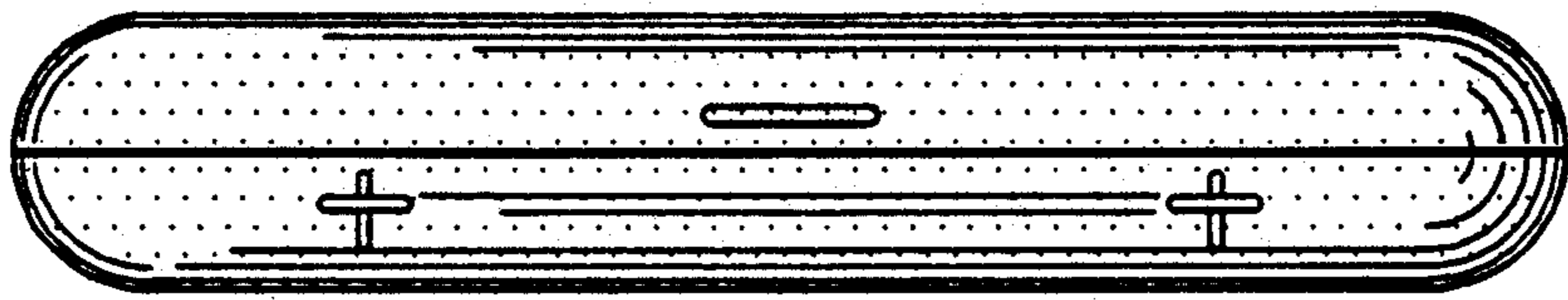


FIG. 6




FIG. 7

