



US00D338830S

# United States Patent [19]

[11] Patent Number: **Des. 338,830**

Leoncavallo et al.

[45] Date of Patent: **\*\* Aug. 31, 1993**

## [54] DROPPER NOZZLE AND COVER ASSEMBLY

[75] Inventors: **Richard A. Leoncavallo**, Pittsford;  
**Ravinder C. Mehra**, Fairport;  
**Gregory R. Phillips**, Geneva, all of N.Y.

[73] Assignee: **Nalge Company**, Rochester, N.Y.

[\*\*] Term: **14 Years**

[21] Appl. No.: **804,171**

[22] Filed: **Dec. 9, 1991**

[52] U.S. Cl. .... **D9/447**

[58] Field of Search ..... **D9/434, 435, 440, 447;**  
**222/270, 544, 546, 548, 551, 562**

4,759,455 7/1988 Wilson .  
4,821,898 4/1989 Smalley .  
4,838,441 6/1989 Chernack .  
4,886,175 12/1989 Schlaudecker ..... 220/270  
4,887,747 12/1989 Osbrowsky et al. .  
4,993,606 2/1991 Bolen et al. .

### FOREIGN PATENT DOCUMENTS

2622795 11/1987 France .

*Primary Examiner*—Alan P. Douglas  
*Assistant Examiner*—Ann S. Hunt  
*Attorney, Agent, or Firm*—Wood, Herron & Evans

### [57] CLAIM

The ornamental design for a dropper nozzle and cover assembly, as shown and described.

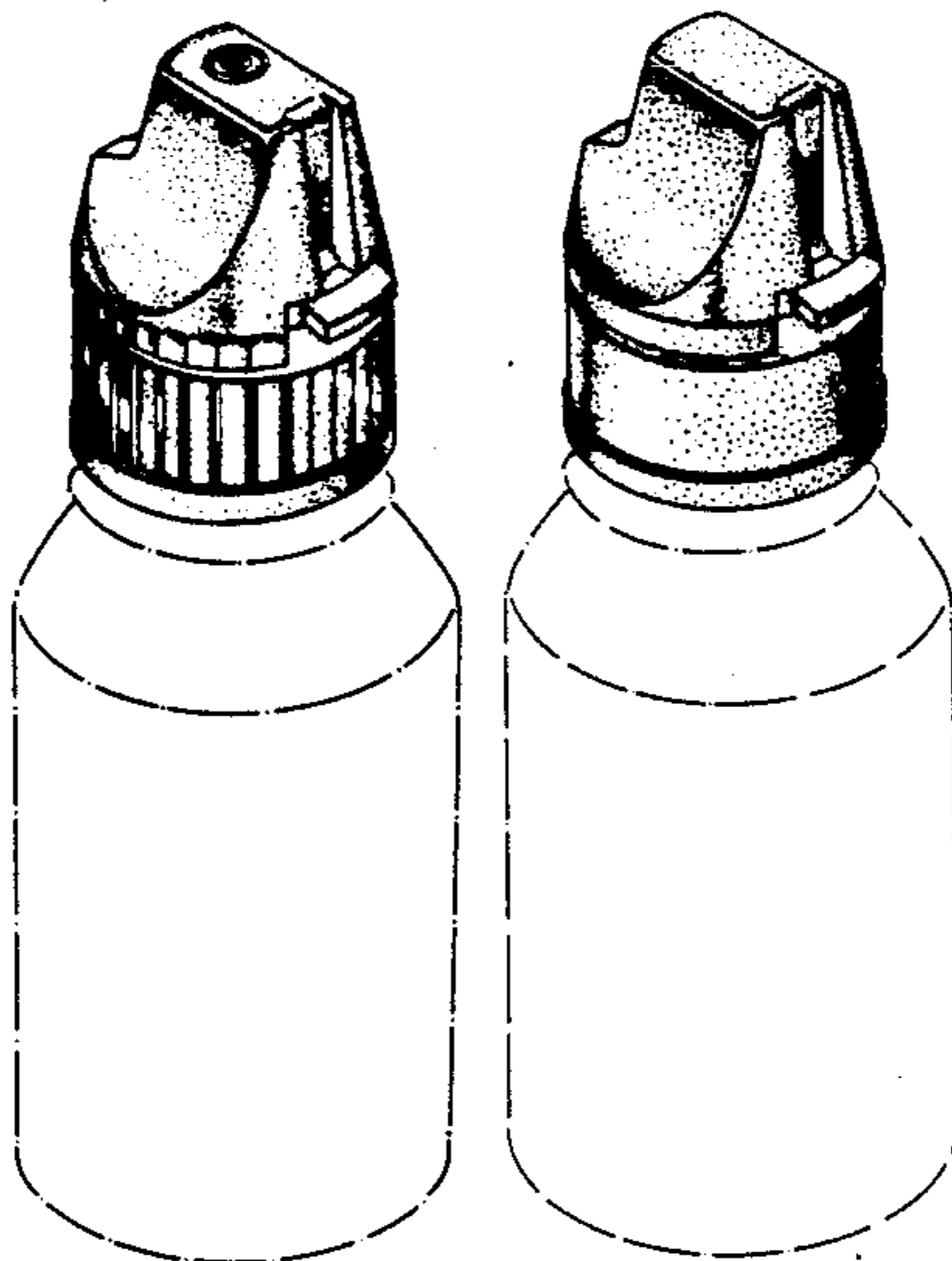
### DESCRIPTION

FIG. 1 is a perspective view of the left side, front and top of one embodiment of the ornamental design for a dropper nozzle and cover assembly of this invention; FIG. 2 is a left side elevational view thereof, with the right side elevational view thereof being a mirror image; FIG. 3 is a front elevational view thereof; FIG. 4 is a rear elevational view thereof; FIG. 5 is a top plan view thereof; FIG. 6 is a bottom plan view thereof; FIG. 7 is a perspective view of the left side, front and top of another embodiment of the ornamental design for a dropper nozzle and cover assembly of this invention; FIG. 8 is a left side elevational view thereof, with the right side elevational view thereof being a mirror image; FIG. 9 is a front elevational view thereof; FIG. 10 is a rear elevational view thereof; and, FIG. 11 is a top plan view thereof. The bottom plan view of the embodiment shown in FIGS. 7-11 is identical to that shown in FIG. 6 for the embodiment of FIGS. 1-6. The broken line showing of the bottle, in FIGS. 1 and 7, is for illustrative purposes only and forms no part of the claimed design.

### [56] References Cited

#### U.S. PATENT DOCUMENTS

|            |         |                  |        |
|------------|---------|------------------|--------|
| D. 171,432 | 2/1954  | Bernabo .....    | D9/447 |
| D. 175,863 | 10/1955 | Soffer .....     | D9/447 |
| D. 176,402 | 12/1955 | Biederman .....  | D9/447 |
| 2,249,832  | 7/1941  | Hubschman .      |        |
| 2,342,477  | 2/1944  | Magnenat .       |        |
| 2,439,985  | 4/1948  | Perelson .       |        |
| 2,663,463  | 12/1953 | Benbury et al. . |        |
| 2,734,665  | 2/1956  | Flamm .          |        |
| 2,874,881  | 2/1959  | Stull .          |        |
| 2,889,087  | 6/1959  | Paul et al. .    |        |
| 3,045,860  | 7/1962  | Harvey .         |        |
| 3,285,256  | 11/1966 | Despard .        |        |
| 3,927,805  | 12/1975 | Stull .          |        |
| 4,002,275  | 1/1977  | Crowle et al. .  |        |
| 4,124,151  | 11/1978 | Hazard .         |        |
| 4,127,221  | 11/1978 | Vere .           |        |
| 4,204,615  | 5/1980  | McCarthy .       |        |
| 4,234,103  | 11/1980 | Strobl et al. .  |        |
| 4,257,561  | 3/1981  | McKinney .       |        |
| 4,353,483  | 10/1982 | Pehr .           |        |
| 4,377,248  | 3/1983  | Stull .          |        |
| 4,383,618  | 5/1983  | Dougherty .      |        |
| 4,625,898  | 12/1986 | Hazard .         |        |
| 4,718,567  | 1/1988  | La Vange .       |        |
| 4,726,484  | 2/1988  | Lutz .           |        |



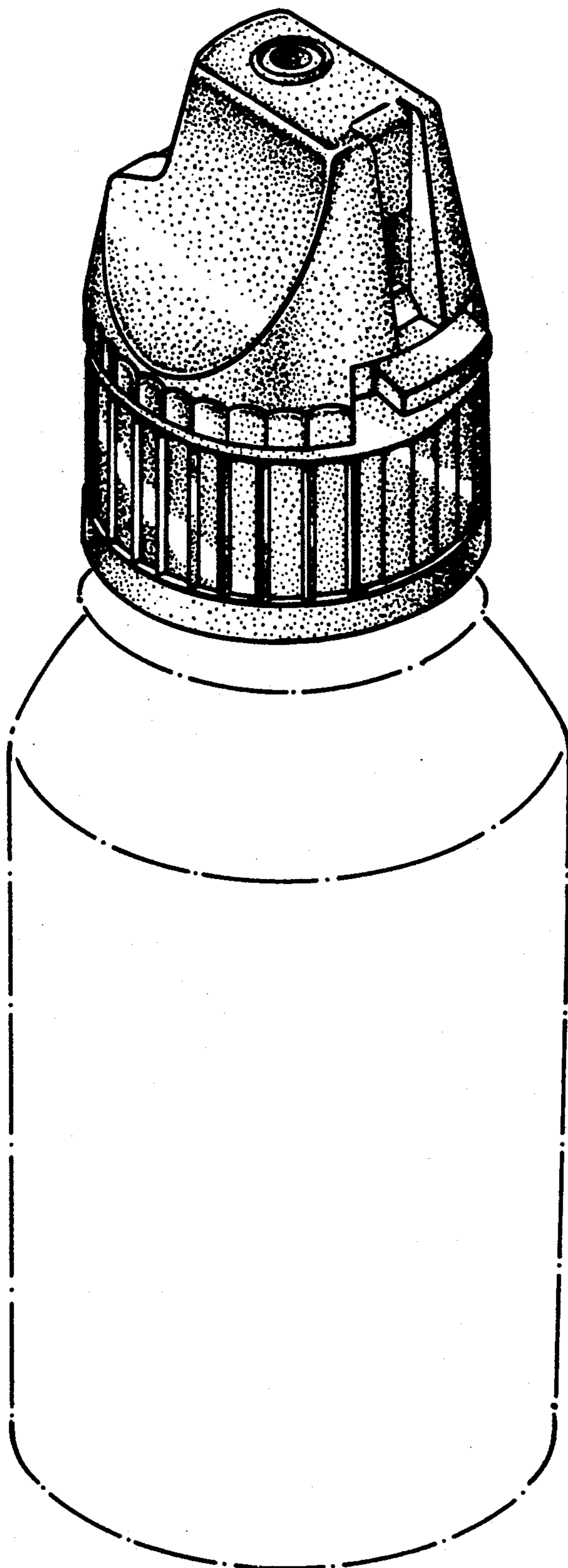


FIG. 1

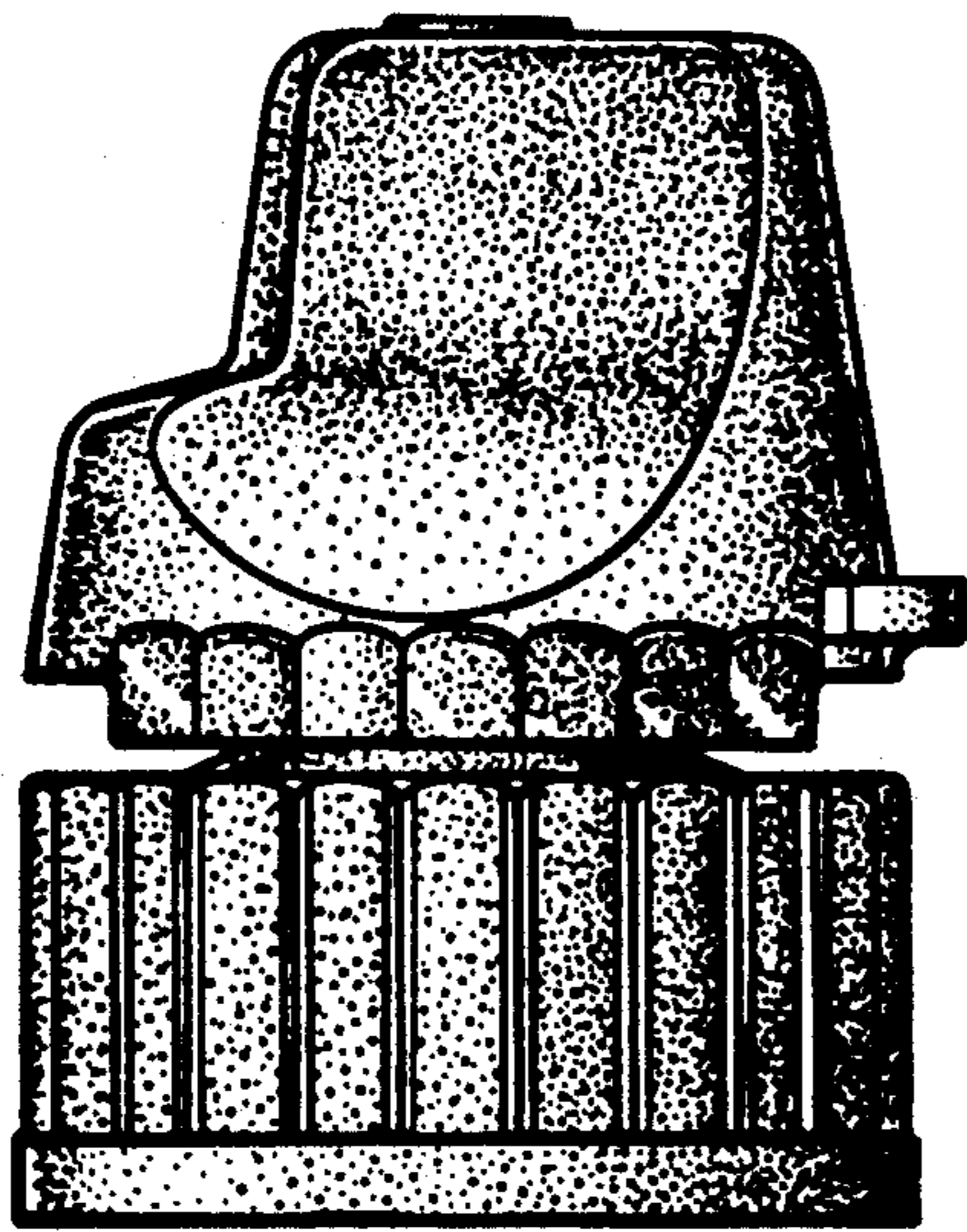


FIG. 2

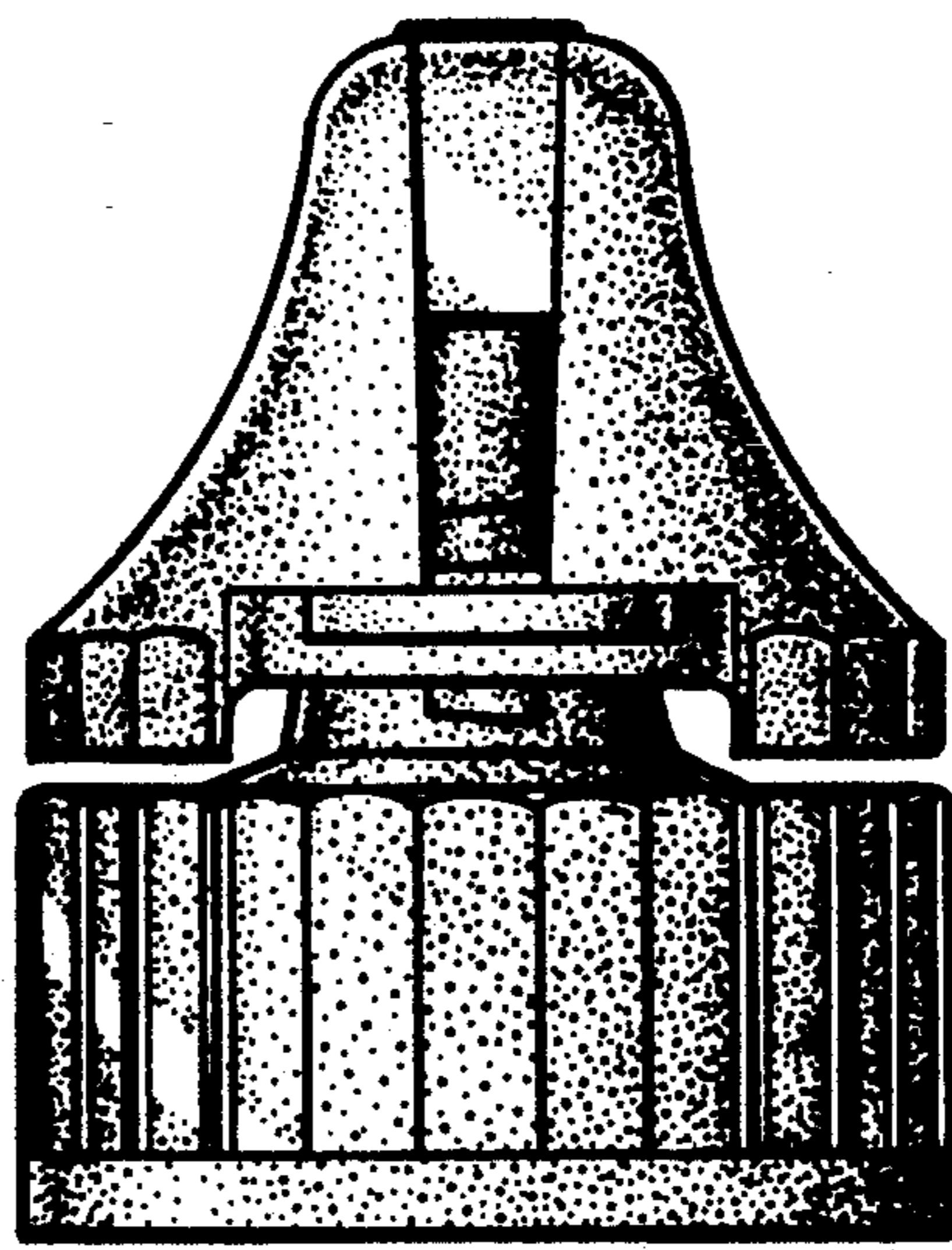


FIG. 3

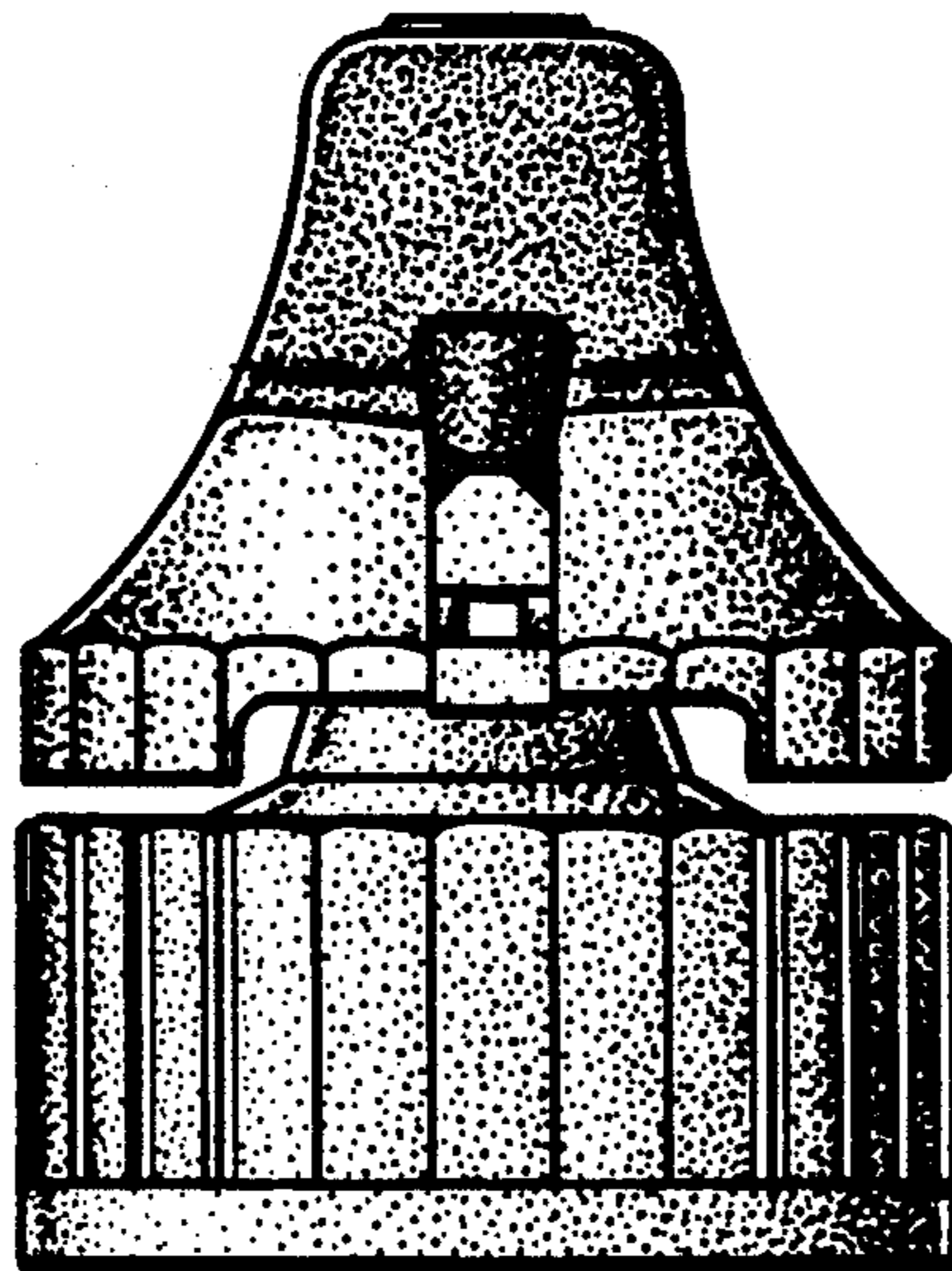


FIG. 4




FIG. 5




FIG. 6

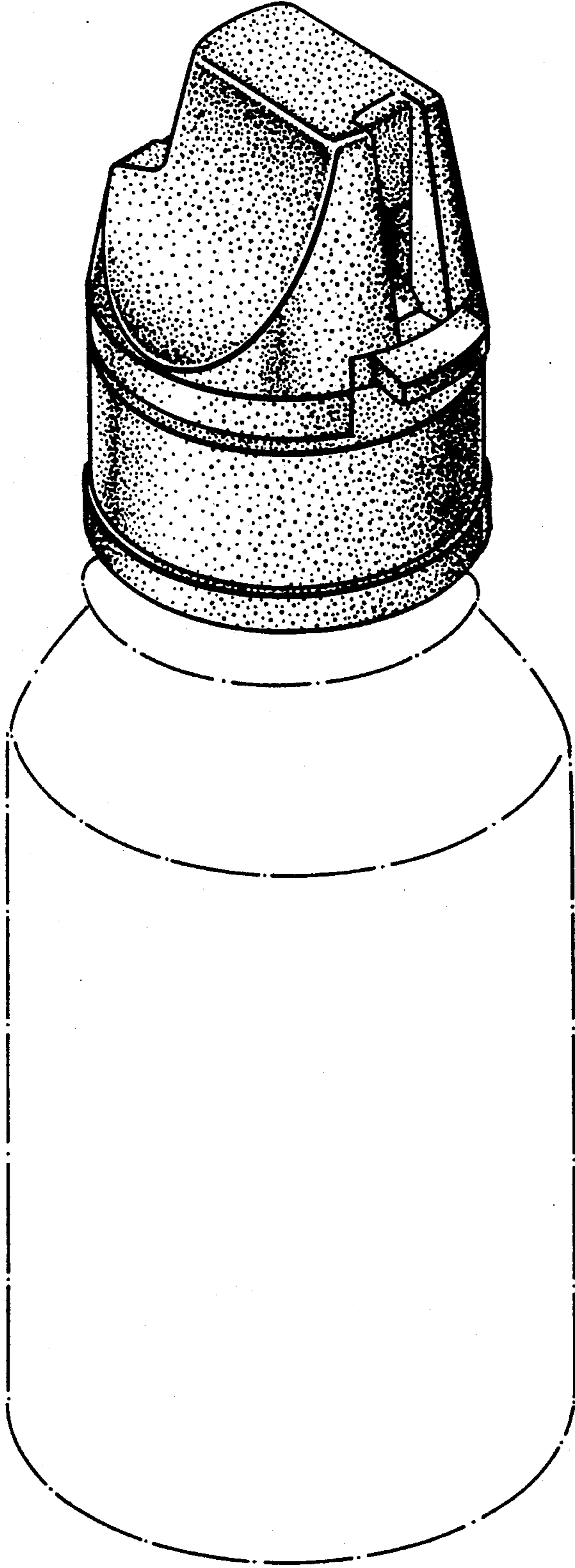


FIG. 7

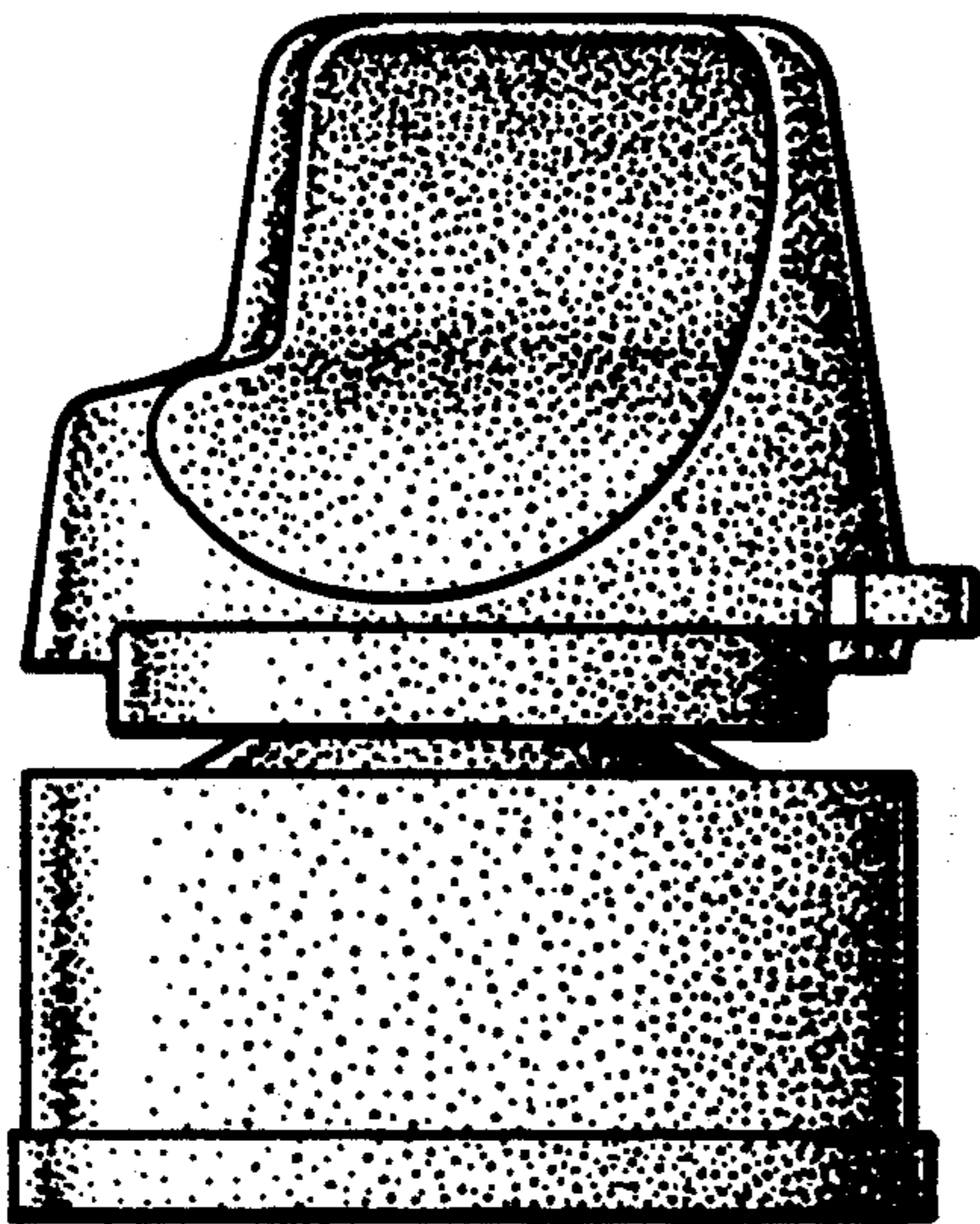


FIG. 8

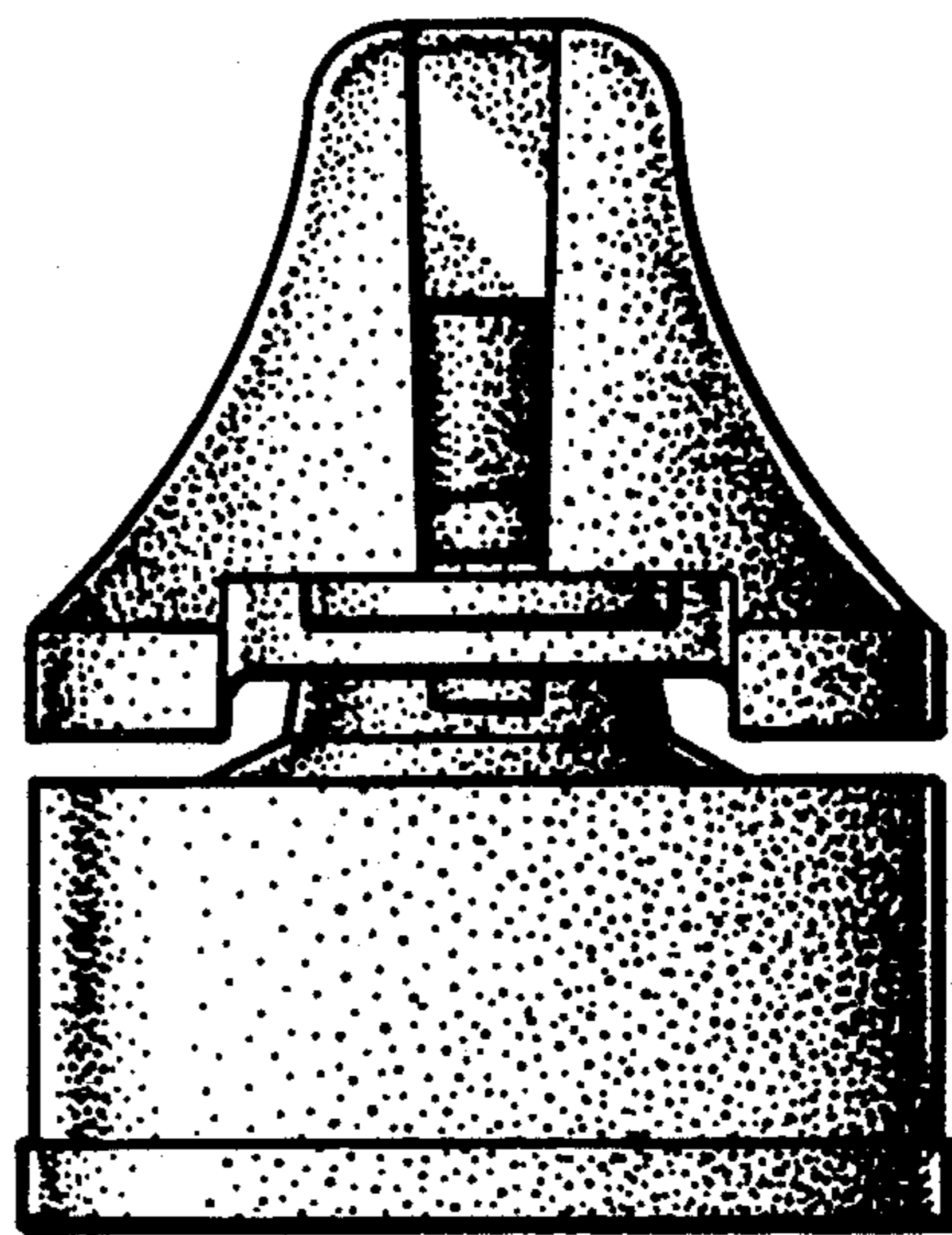


FIG. 9

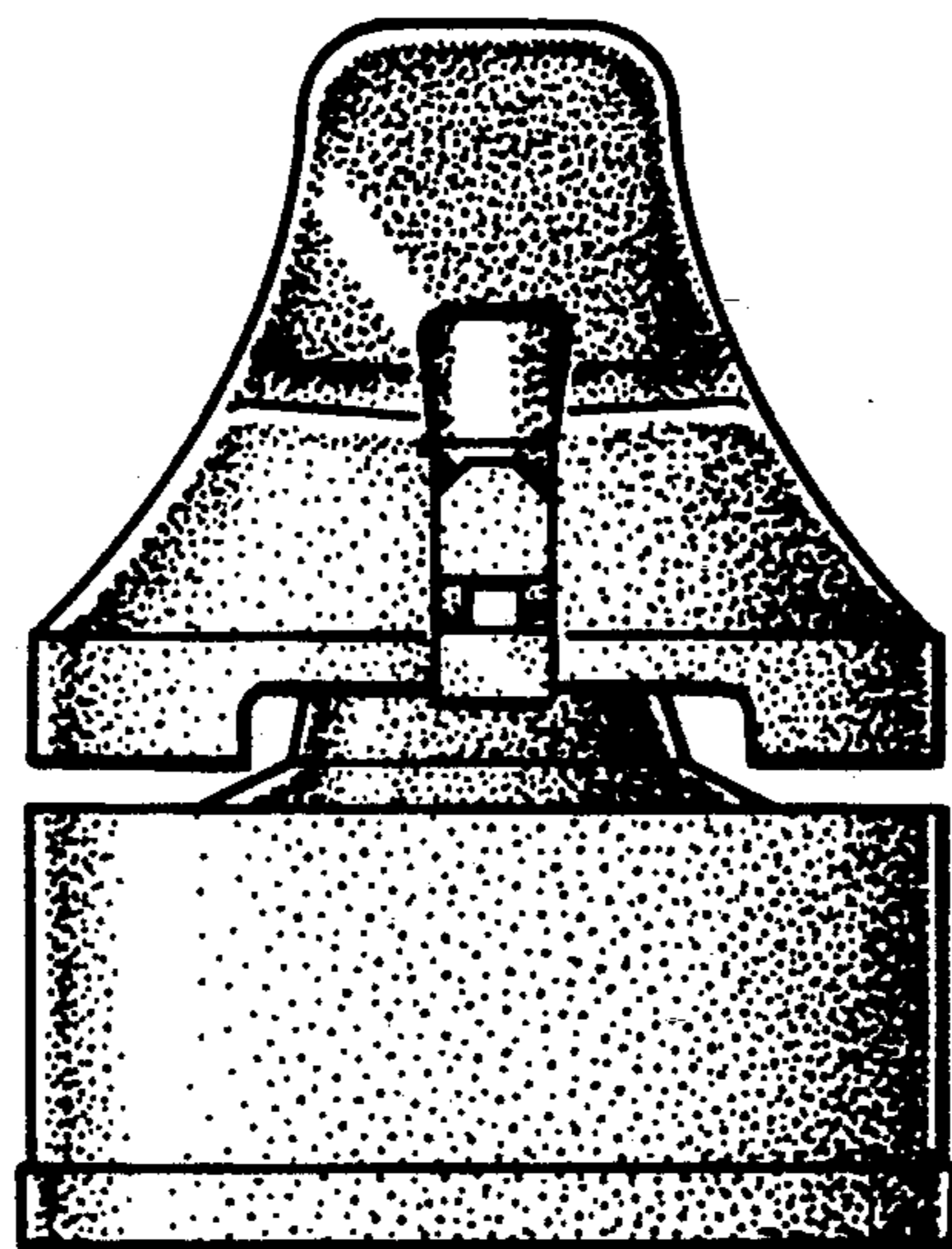


FIG. 10




FIG. 11