



US00D338828S

United States Patent [19]

[11] Patent Number: **Des. 338,828**

Segati

[45] Date of Patent: **** Aug. 31, 1993**

[54] **COMBINED DISPENSING CONTAINER AND CAP**

D. 290,934	7/1987	Rader	D9/413
D. 298,514	11/1988	Dole et al.	D9/403
D. 316,972	5/1991	Law et al.	D9/300 X
D. 322,750	12/1991	Sommer	D9/300
D. 325,341	4/1992	Balavich	D9/447 X

[75] Inventor: **Umberto I. D. Segati, Vincennes, France**

[73] Assignee: **Colgate-Palmolive Company, New York, N.Y.**

[**] Term: **14 Years**

FOREIGN PATENT DOCUMENTS

093796	11/1987	Taiwan	.
162046	6/1991	Taiwan	.

[21] Appl. No.: **796,127**

OTHER PUBLICATIONS

Modern Salon; Jun. 1986; p. 125.

[22] Filed: **Nov. 20, 1991**

[52] U.S. Cl. **D9/300; D9/337; D9/449**

Primary Examiner—Bernard Ansher
Assistant Examiner—Mitchell Sieger
Attorney, Agent, or Firm—Michael J. McGreal; Robert C. Sullivan

[58] Field of Search **D9/300, 447, 448, 516, D9/523, 529, 544, 545, 560, 563, 572, 573; 222/383, 402.11, 402.13; 215/1 R, 1 C**

[57] CLAIM

[56] References Cited

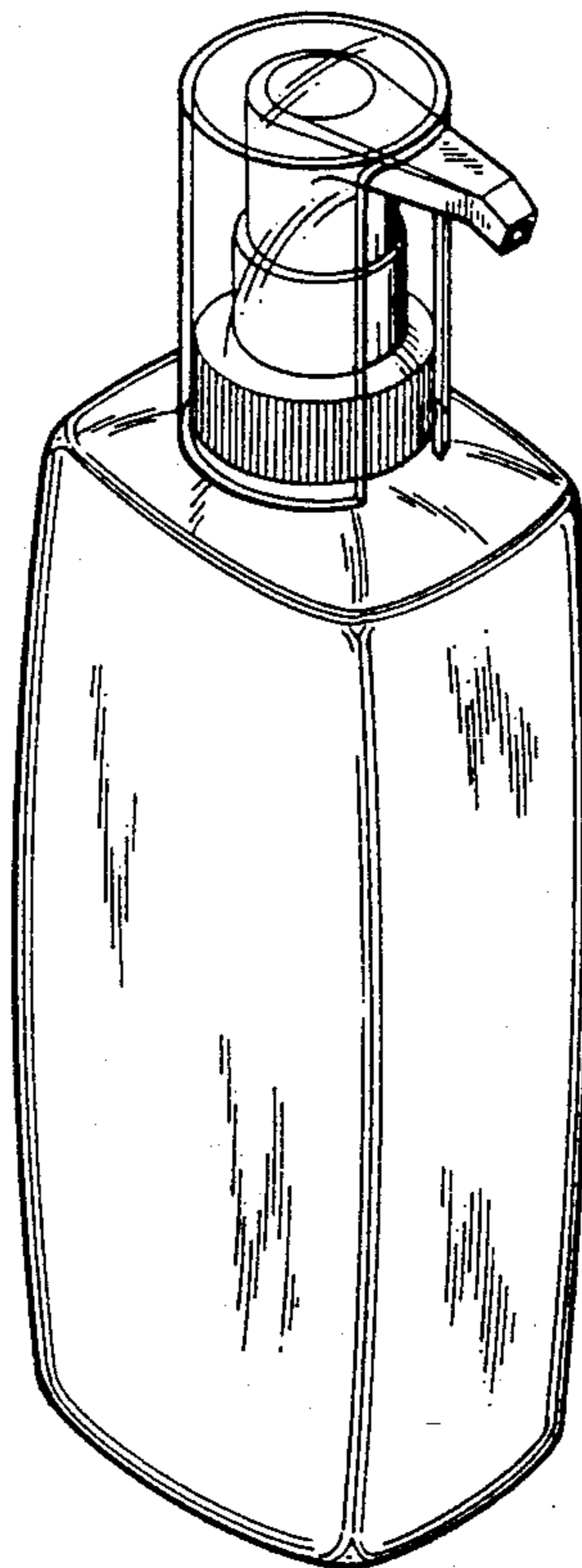
The ornamental design for a combined dispensing container and cap, as shown and described.

U.S. PATENT DOCUMENTS

DESCRIPTION

D. 32,027	12/1899	Kronkosky	D9/563
D. 45,997	6/1914	Liebenthal	D9/544 X
D. 103,049	2/1937	Higgins	D9/403
D. 120,756	5/1940	Higgins	D9/413
D. 196,393	9/1963	Sanders, Jr. et al.	D9/300
D. 225,830	1/1973	Hill	D9/300
D. 246,893	1/1978	Eron	D9/300
D. 270,235	8/1983	Ewry	D9/300
D. 272,236	1/1984	McDonald	D9/448
D. 278,118	3/1985	Hoyt	D9/403
D. 282,443	2/1986	Beaver et al.	D9/408
D. 286,986	12/1986	Rader	D9/413

FIG. 1 is a front elevational view of a combined dispensing container and cap showing my new design; FIG. 2 is a right side elevational view thereof; FIG. 3 is a rear elevational view thereof; FIG. 4 is a left side elevational view thereof; FIG. 5 is a top plan view thereof; FIG. 6 is a bottom plan view thereof; and, FIG. 7 is a top, front and right side perspective view thereof.



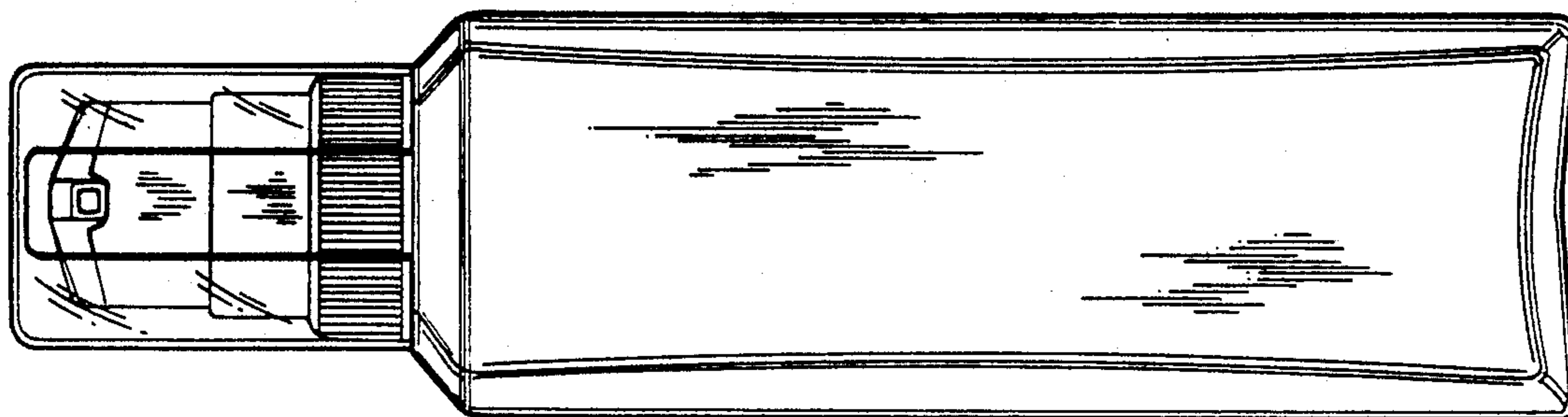


FIG. 2

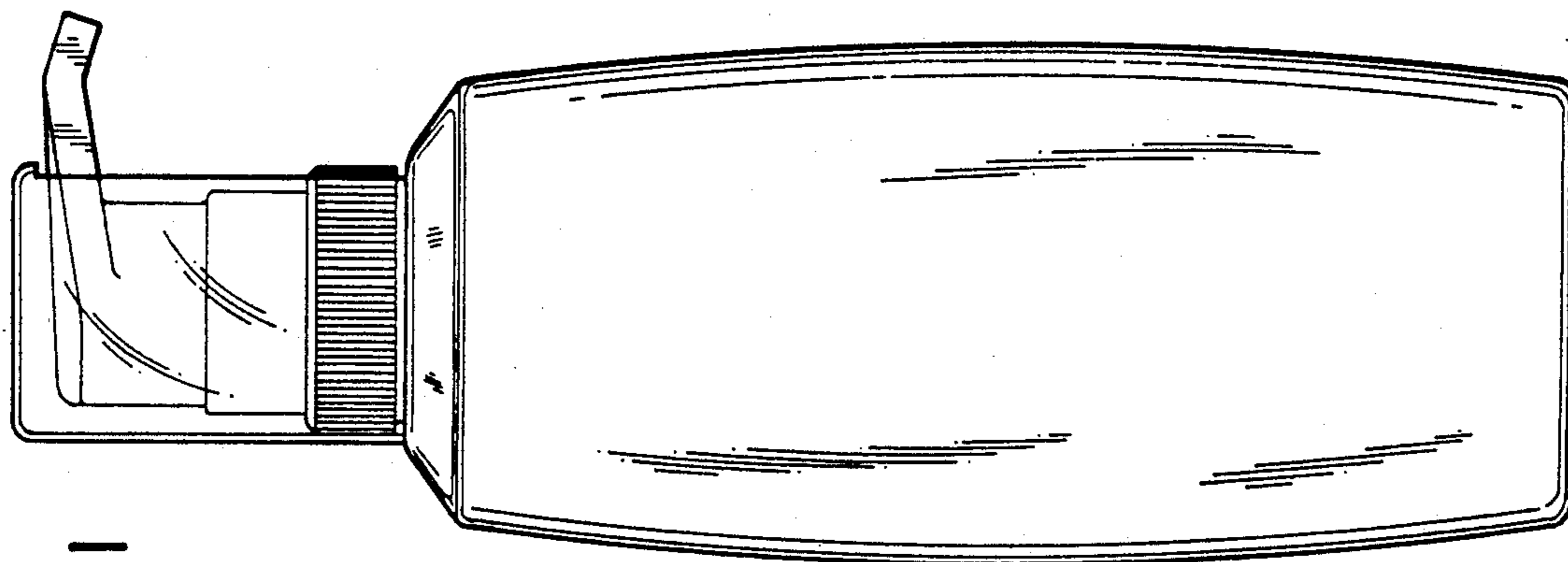


FIG. 1




FIG. 4

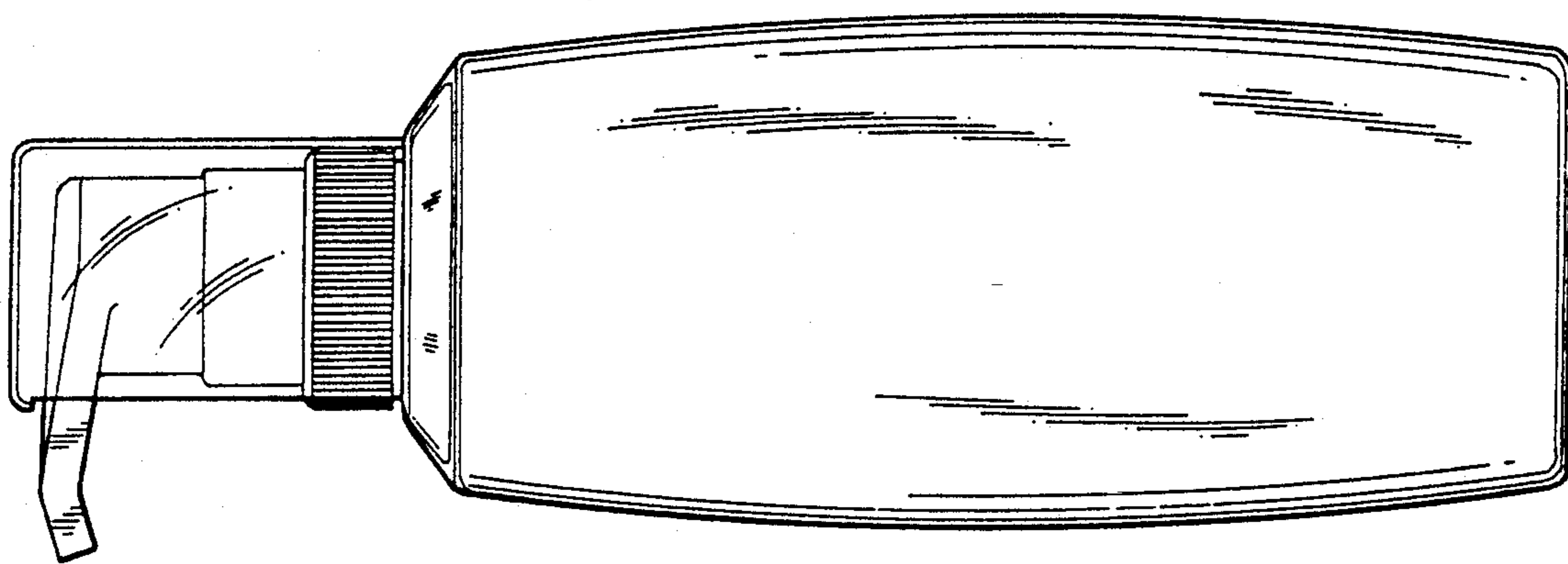


FIG. 3

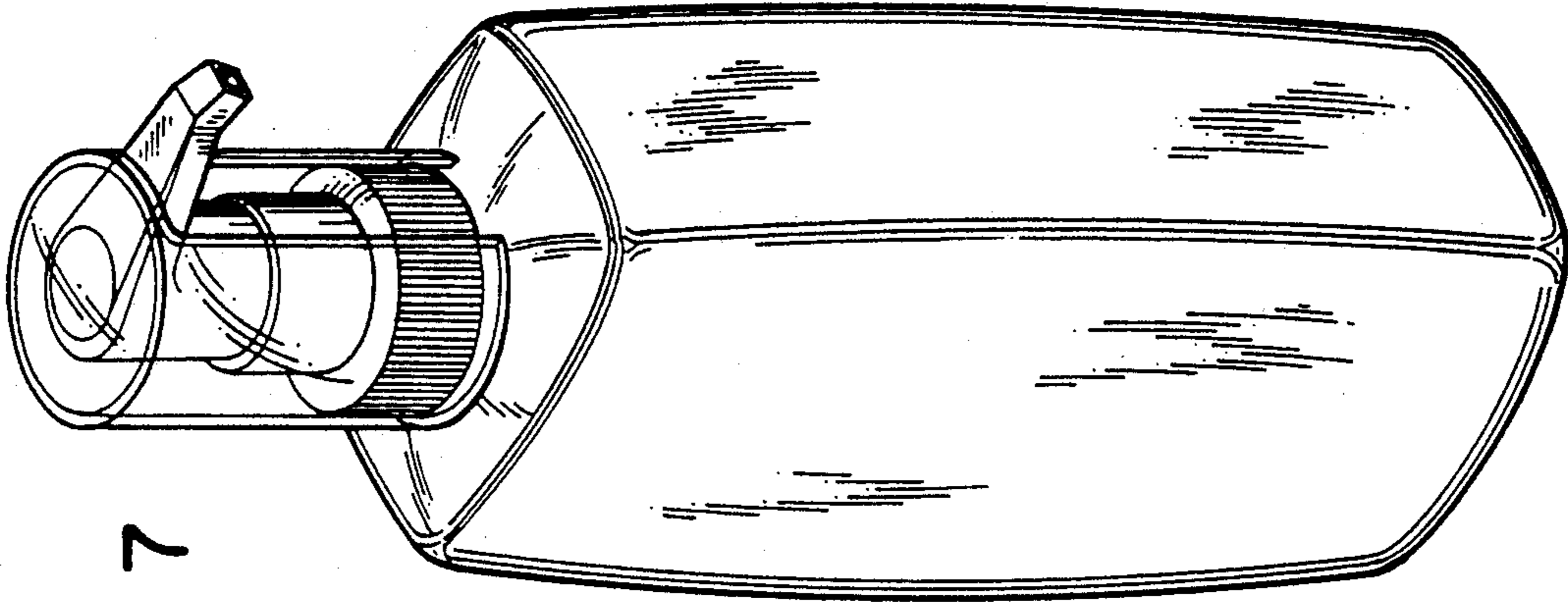


FIG. 7

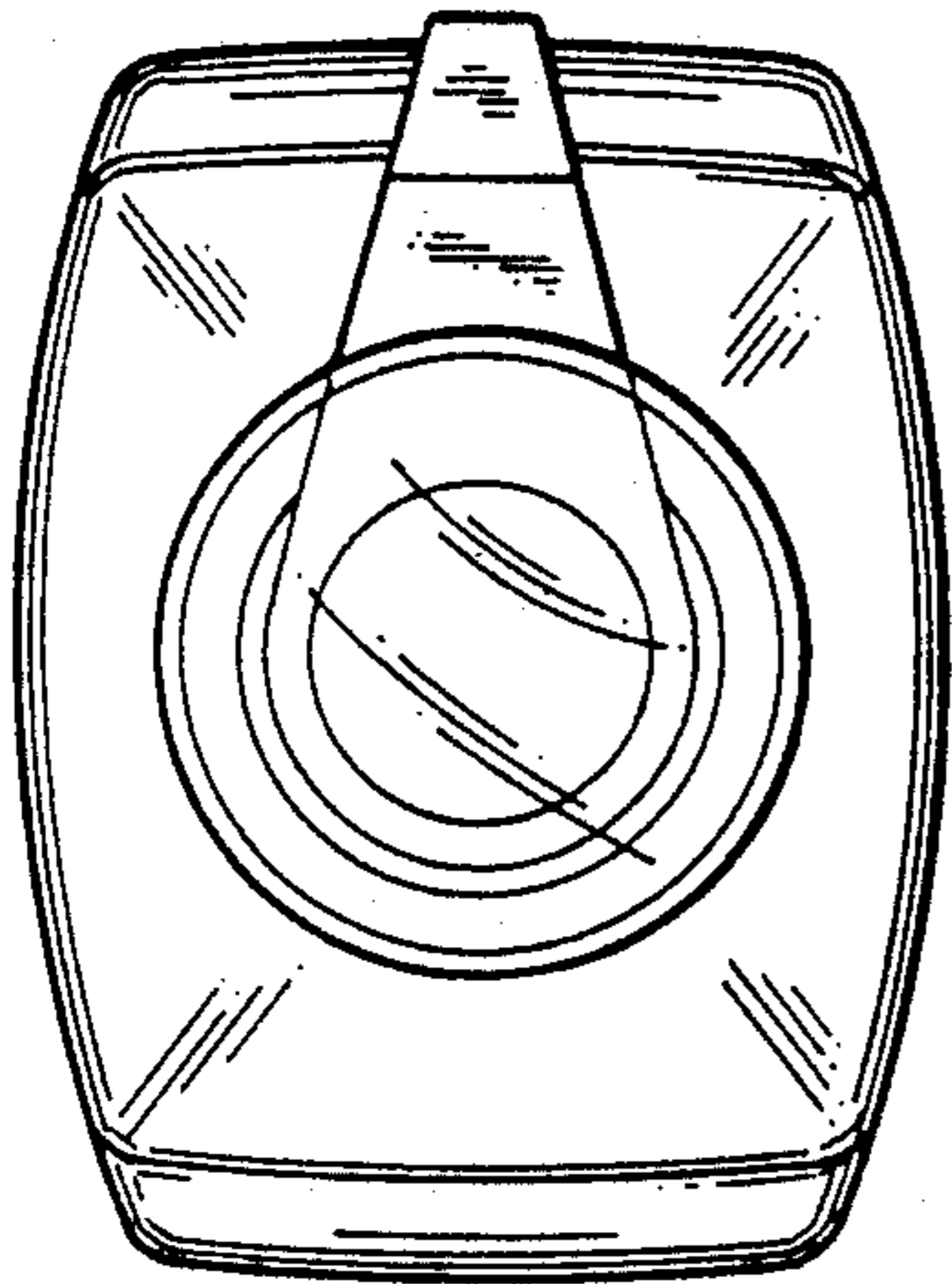


FIG. 5

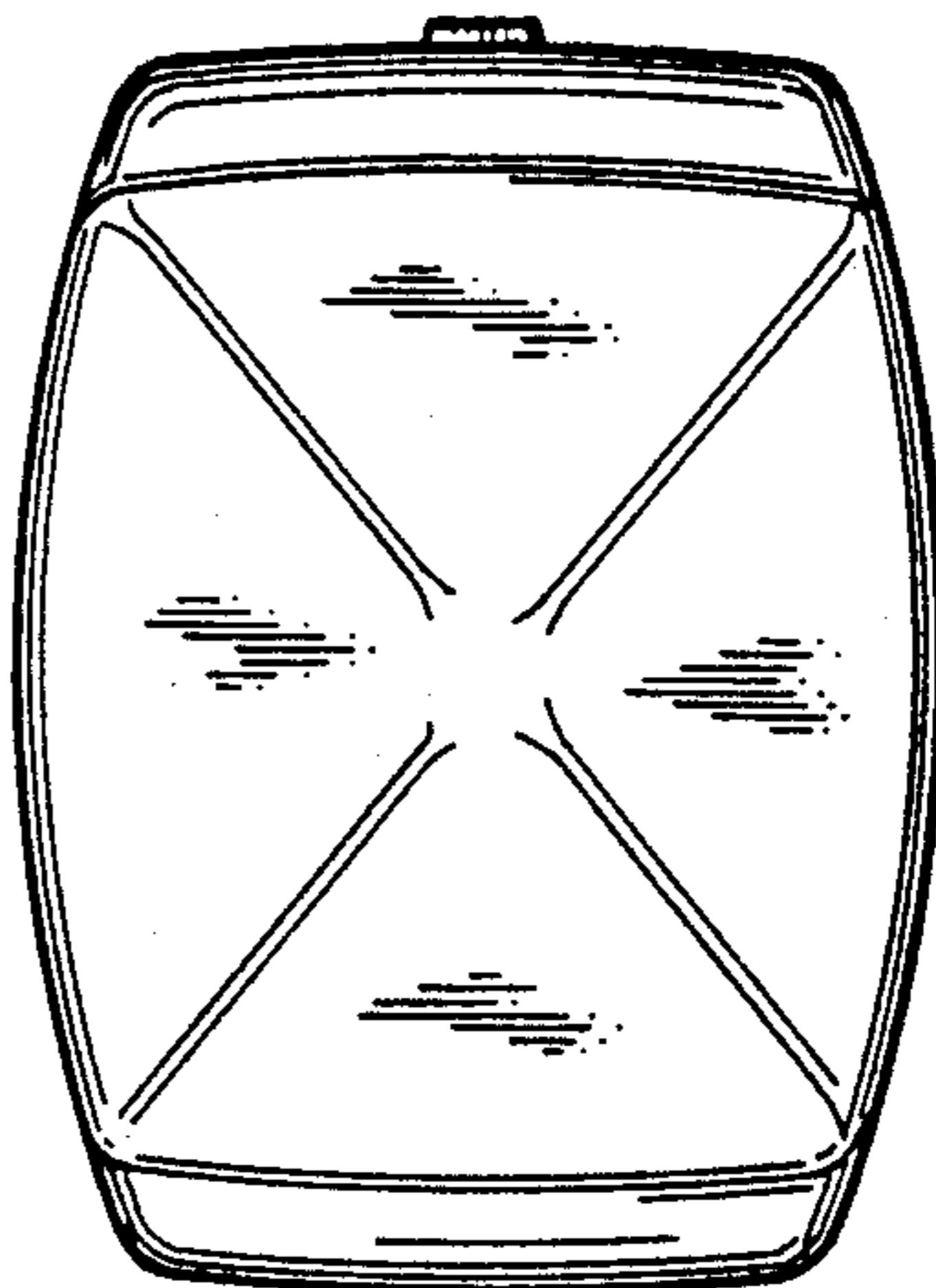


FIG. 6