



US00D338812S

United States Patent [19]

[11] Patent Number: **Des. 338,812**

Scott, Jr. et al.

[45] Date of Patent: **** Aug. 31, 1993**

[54] **PLANTER**

[75] Inventors: **Harry W. Scott, Jr., Dover; Randall W. Britt; Kenneth L. Renfroe, both of Russellville, all of Ark.**

[73] Assignee: **Thompson Industries, Inc., Russellville, Ark.**

[**] Term: **14 Years**

[21] Appl. No.: **903,187**

[22] Filed: **Jun. 25, 1992**

[52] U.S. Cl. **D8/1; D11/152**

[58] Field of Search **D8/1, 49; D11/13, 152; D12/154; 47/33; 52/102, 233; 59/78, 80, 84-85, 88, 11**

3,837,163	9/1974	Fujimon	59/80
4,269,026	5/1981	Bulle et al.	59/85 X
4,522,006	6/1985	Plikuhn	52/233 X
4,664,358	5/1987	Clark	52/233 X
4,834,585	5/1989	Hasenwinkle et al.	52/233 X
4,869,018	9/1989	Scales et al.	47/33
4,905,409	3/1990	Cole	52/233 X
4,986,042	1/1991	Richardt	47/33 X
5,038,557	8/1991	Otsuki et al.	59/80
5,119,587	6/1992	Waltz	47/33

Primary Examiner—Wallace R. Burke
Assistant Examiner—H. Baynham
Attorney, Agent, or Firm—Stephen D. Carver

[57] CLAIM

The ornamental design for a planter, as shown and described.

[56] **References Cited**
U.S. PATENT DOCUMENTS

D. 217,273	4/1970	Adelman	D25/113
D. 223,585	5/1973	Adelman	D25/113
1,598,250	8/1926	Person	59/80
1,830,188	11/1931	Bellavance	59/80
3,006,038	10/1961	Sullivan	52/233 X
3,343,301	9/1967	Adelman	47/33
3,396,488	8/1968	Ries	D8/1 X
3,415,013	12/1968	Galbraith	47/33 X
3,545,128	12/1970	La Fontaine .	

DESCRIPTION

FIG. 1 is a frontal isometric view showing our planter; FIG. 2 is a rear isometric view thereof; FIG. 3 is a top plan view thereof; FIG. 4 is a side elevational view thereof, the opposite side being a mirror image; and, FIG. 5 is a front elevational view thereof. The bottom plan view is identical to the top plan view with the exception of the angled interlocking pieces and the spacing in the front.

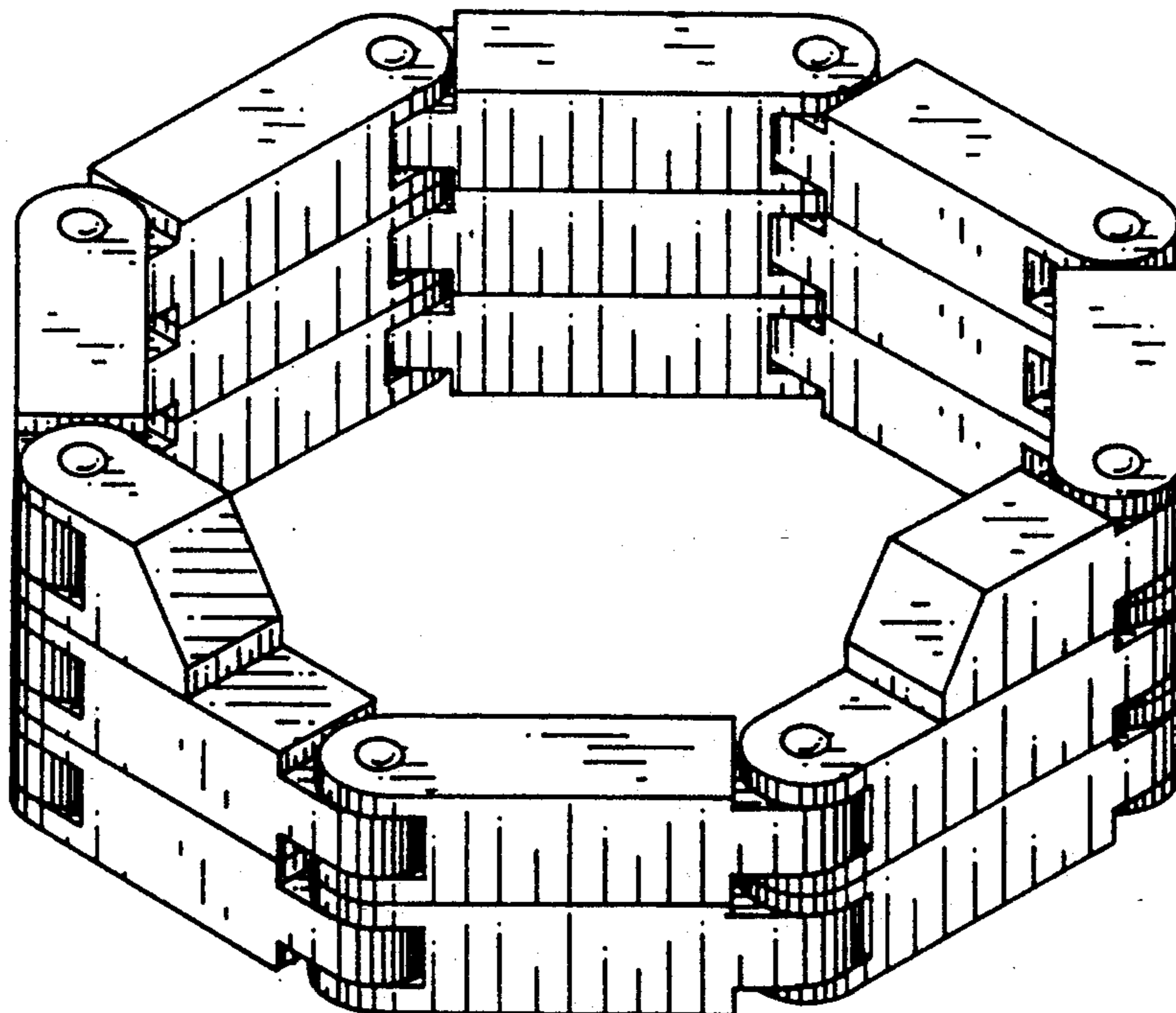


FIG. 1

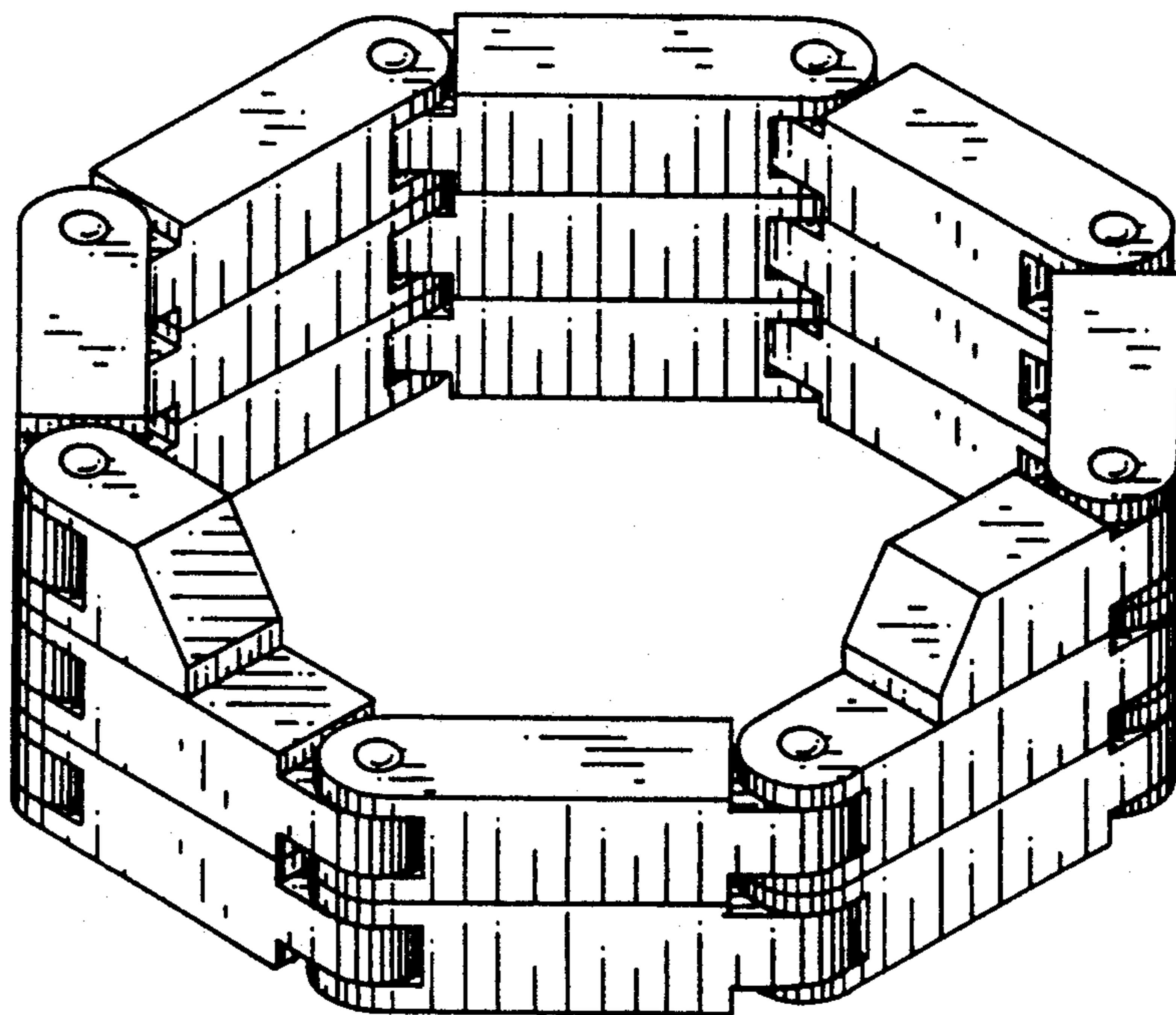


FIG. 2

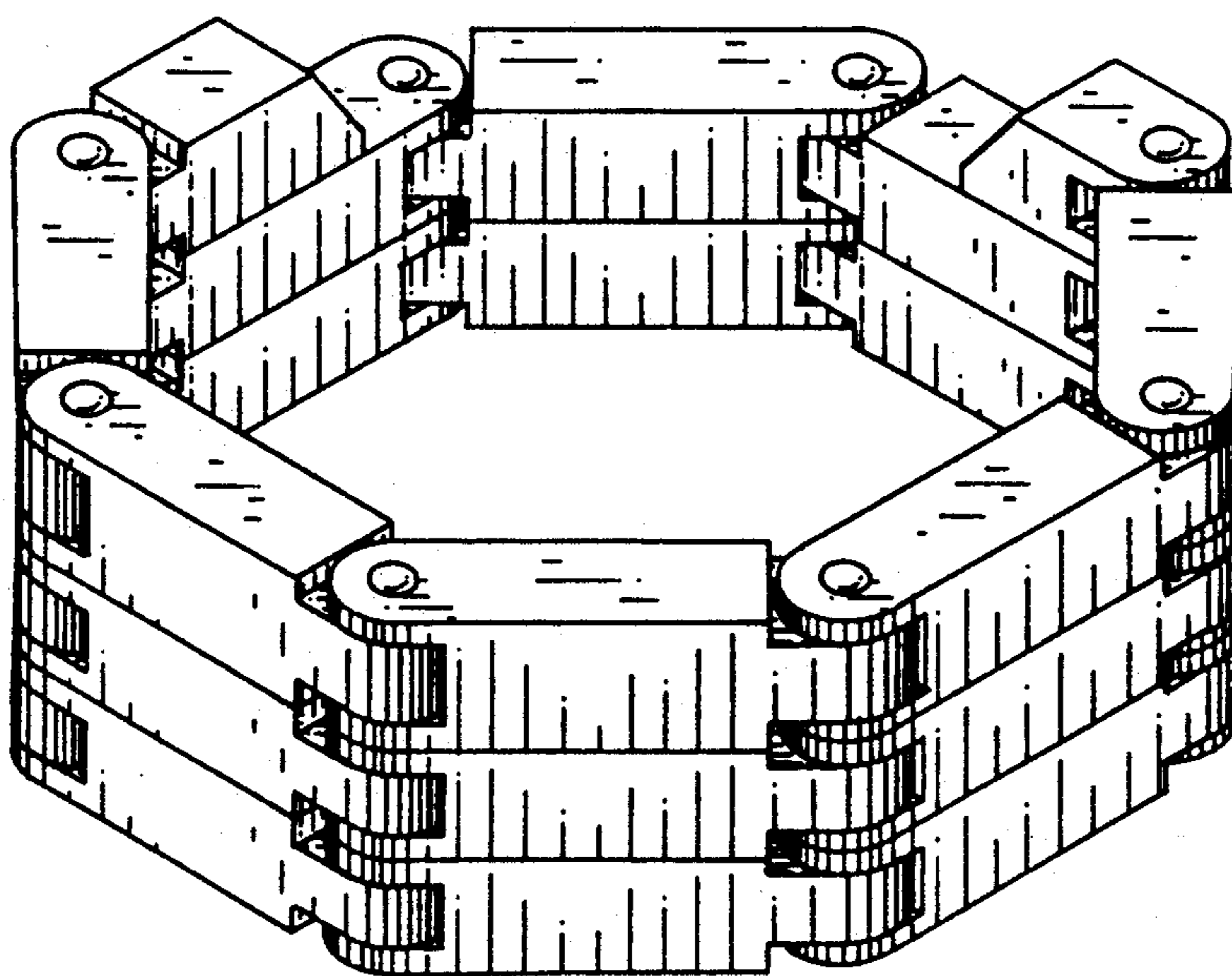


FIG. 3

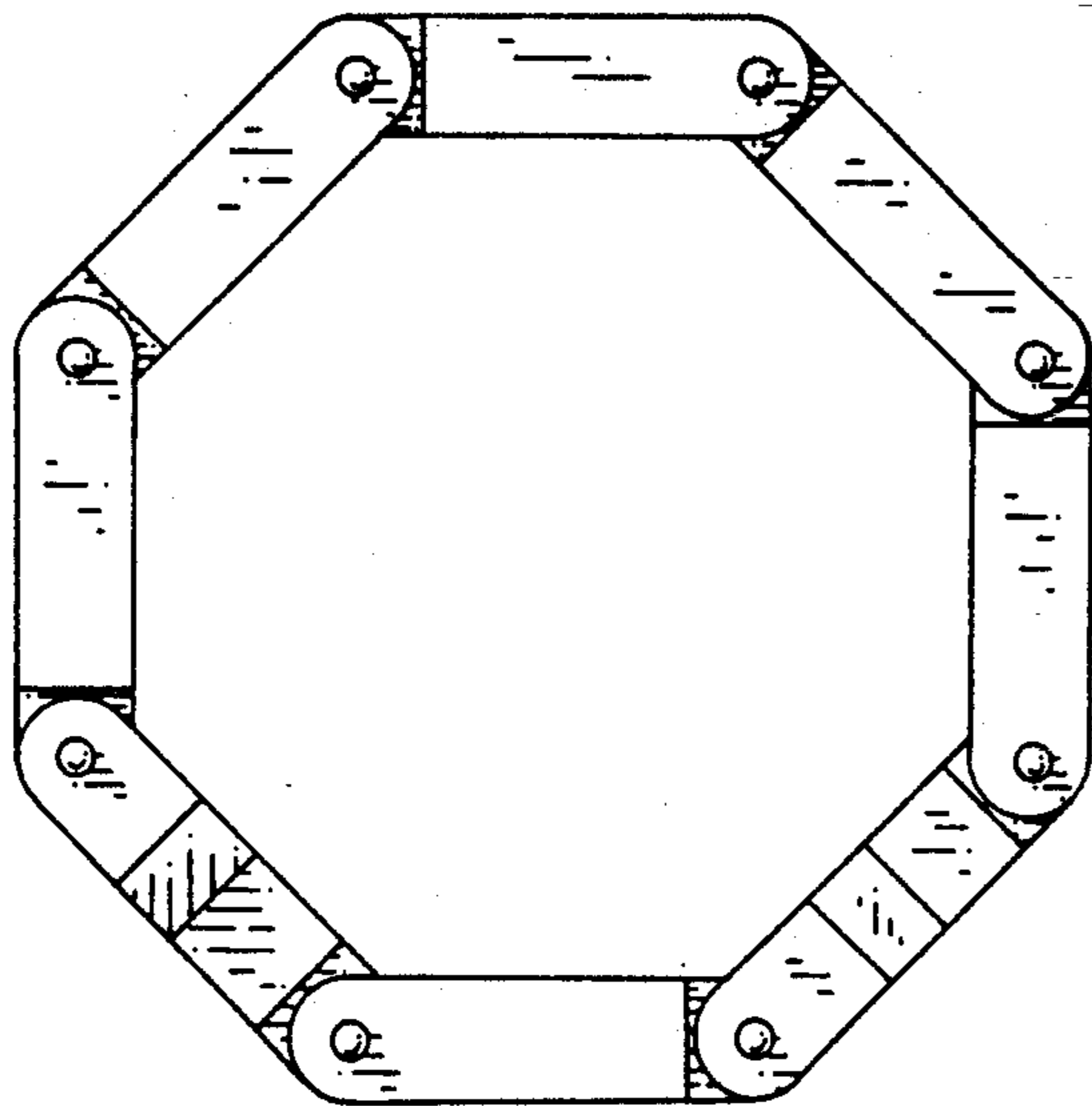


FIG. 4




FIG. 5

