



US00D338804S

United States Patent [19]

[11] Patent Number: **Des. 338,804**

Crawford

[45] Date of Patent: **** Aug. 31, 1993**

[54] **EXTENDABLE POPCORN POPPER HANDLE**

2,978,141	4/1961	Jacobs	D7/361
3,405,678	10/1968	Frenkel	D7/361
3,727,306	4/1973	Patik	D7/686 X
3,760,501	9/1973	Johnston	D7/683 X

[76] Inventor: **Peter J. Crawford**, 1102 W. 4th St., Belvidere, Ill. 61008

FOREIGN PATENT DOCUMENTS

[**] Term: **14 Years**

883051	7/1953	Fed. Rep. of Germany	.
624264	7/1927	France	.
0599292	3/1948	United Kingdom 220/759

[21] Appl. No.: **683,665**

[22] Filed: **Apr. 11, 1991**

[52] U.S. Cl. **D7/395; D7/393**

[58] Field of Search **D7/394, 395, 325, 683, D7/686, 688, 690; D8/300, 307, 316, 319; 30/340, 338, 85, 88; 220/752, 756, 757, 759; 16/110 R, 114 R, 114 A**

Primary Examiner—Alan P. Douglas
Assistant Examiner—Caron D. Veynar
Attorney, Agent, or Firm—Terry M. Gernstein

[57] CLAIM

The ornamental design for an extendable popcorn popper handle, as shown and described.

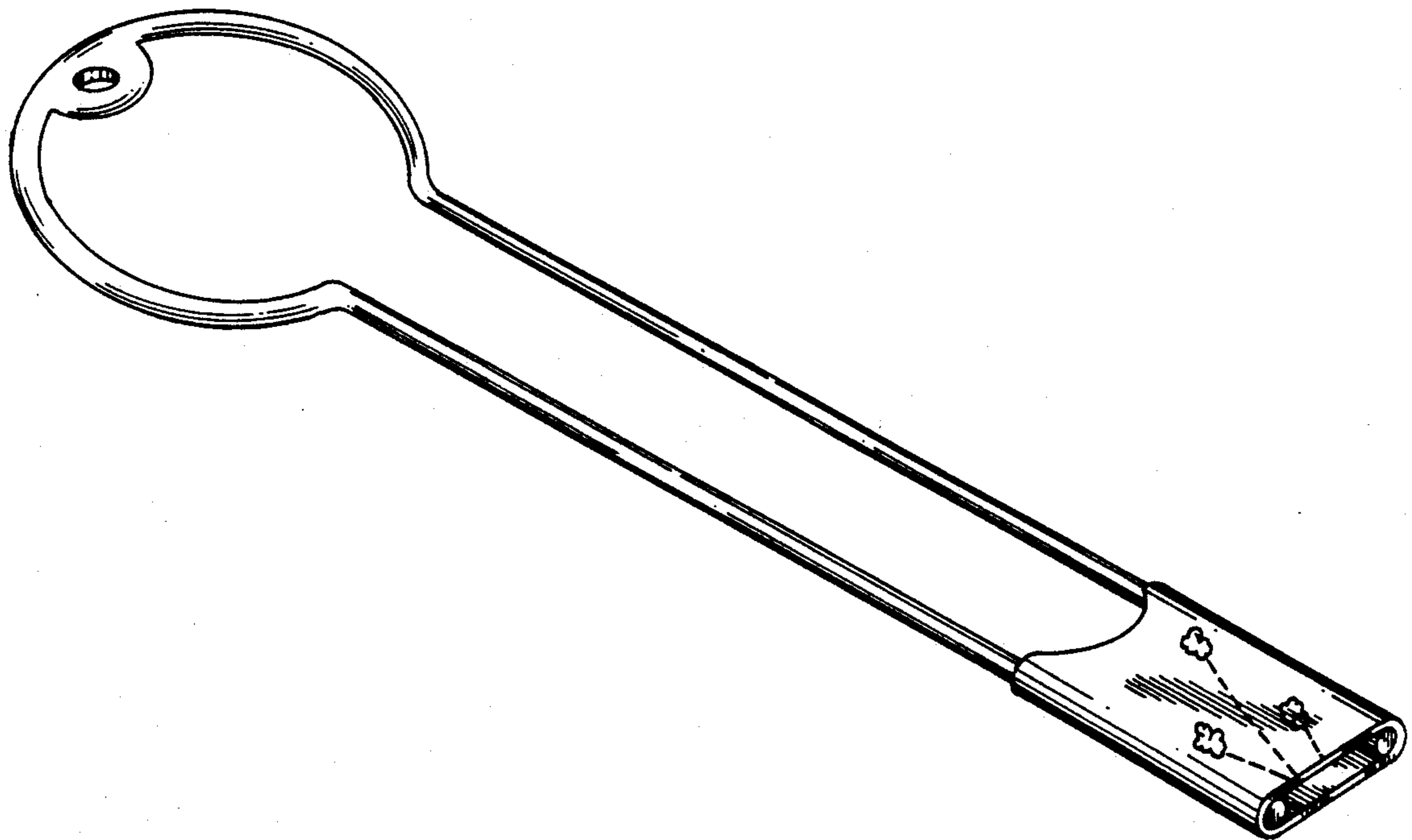
[56] References Cited

U.S. PATENT DOCUMENTS

D. 5,348	11/1871	Ervien	D7/686 X
D. 208,804	10/1967	Henderson	D7/360
D. 218,189	7/1970	Demetreon	D7/690
223,066	12/1879	Russell	D7/686 X
519,890	5/1894	Mundell	30/340 X
643,492	2/1900	Fromholz	220/757
832,317	10/1906	Hinds	D7/686 X
2,011,752	8/1933	Christman	D7/361
2,714,972	8/1955	Potts	220/759 X

DESCRIPTION

FIG. 1 is a perspective view of an extendable popcorn popper handle showing my new design; FIG. 2 is a front elevational view thereof, the rear elevational view being a mirror image thereof; FIG. 3 is a right side elevational view, the left side elevational view being a mirror image thereof; FIG. 4 is a top plan view thereof; and, FIG. 5 is a bottom plan view thereof.



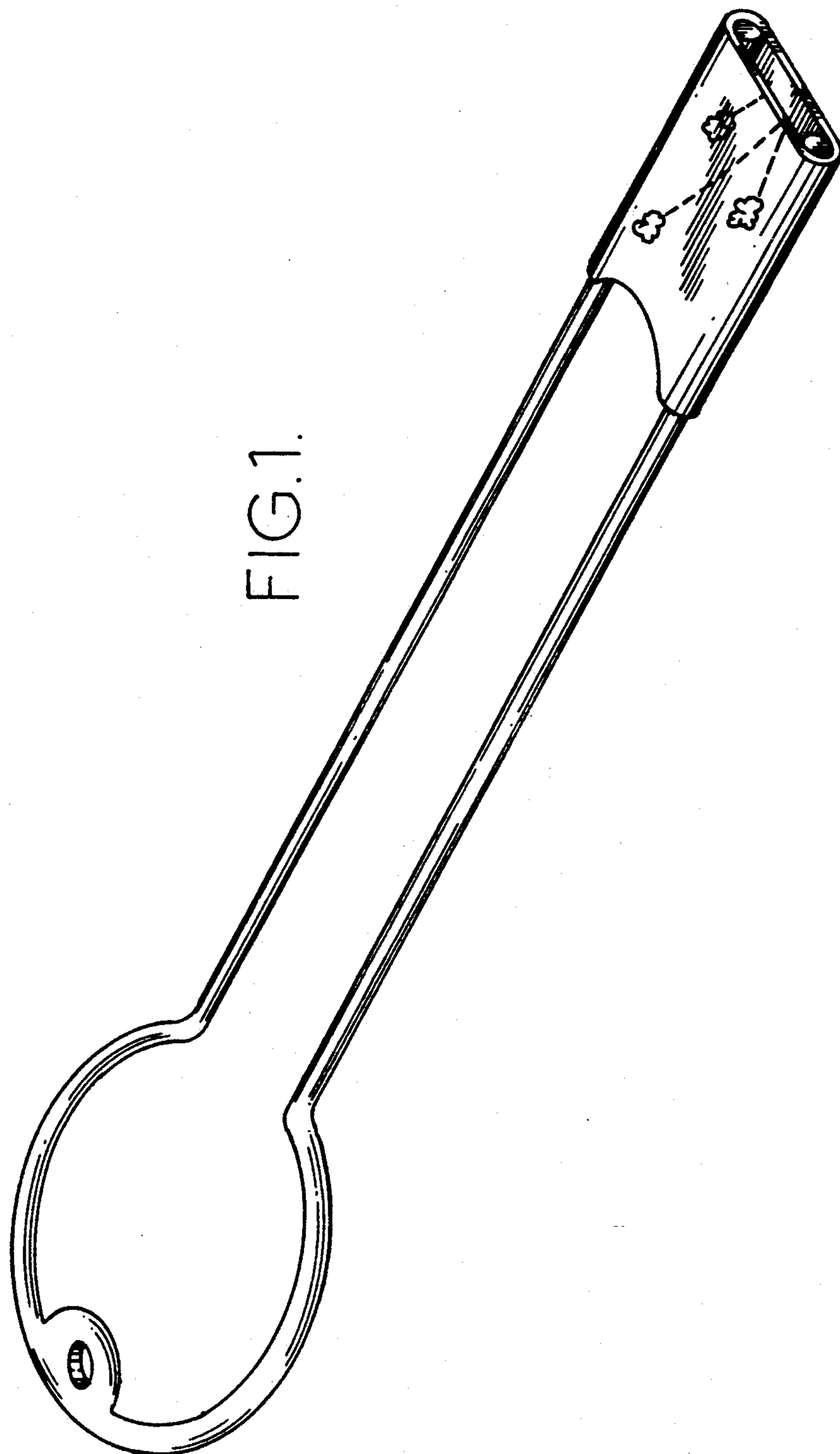


FIG.1.

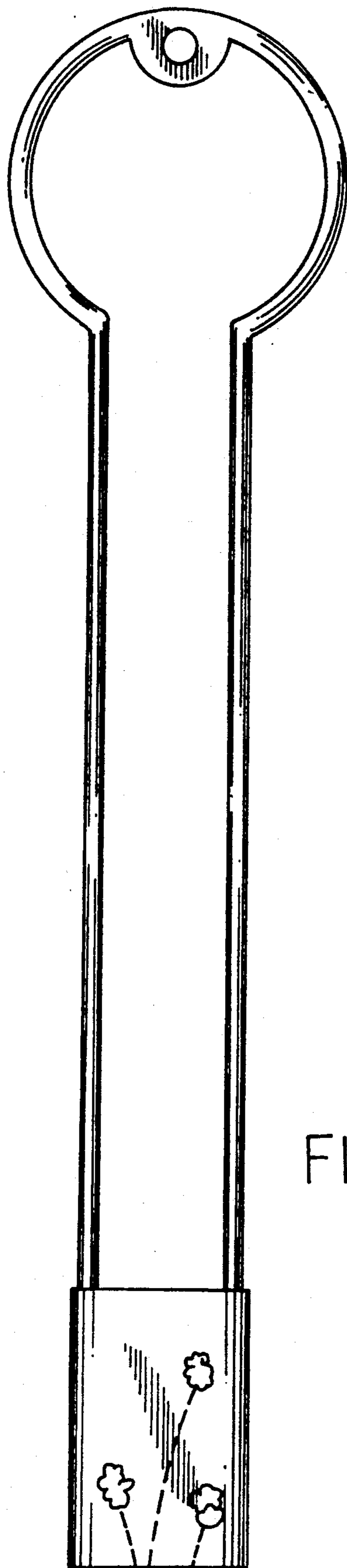


FIG. 2.



FIG. 3.

FIG. 4.



FIG. 5.