



US00D338777S

United States Patent [19]

[11] Patent Number: **Des. 338,777**

Jarman

[45] Date of Patent: **** Aug. 31, 1993**

[54] **GLOVE**

[76] Inventor: **Eve J. Jarman, 89 Waterford Drive, Weston Ontario, Canada, M9R2N8**

[**] Term: **14 Years**

[21] Appl. No.: **659,173**

[22] Filed: **Feb. 22, 1991**

[52] U.S. Cl. **D2/617; D2/621**

[58] Field of Search **D2/621, 610, 616, 617, D2/618, 619, 621; 2/16:159, 160, 167, 163, 164; 15/227**

[56] **References Cited**

U.S. PATENT DOCUMENTS

D. 152,916	3/1949	Schwartz et al.	D2/334
1,130,325	3/1915	Page	15/227
2,513,030	6/1950	Lazaman	2/159
2,569,067	9/1951	Livshin	15/227
2,655,662	10/1953	Edler	2/159
2,724,119	11/1955	Ohman	2/159
2,883,668	4/1959	Owczarek	2/159

FOREIGN PATENT DOCUMENTS

631437	9/1927	France	D2/617
--------	--------	--------------	--------

OTHER PUBLICATIONS

Hong Kong Enterprise Jan. 1986 Top Right Middle Bottom Gloves With Pattern at Cuff and Gathered Cuff p. 370.

Primary Examiner—Bernard Ansher
Assistant Examiner—Paula A. Mortimer
Attorney, Agent, or Firm—Leon Gilden

[57] **CLAIM**

The ornamental design for a glove, as shown and described.

DESCRIPTION

FIG. 1 is a front elevational view of the glove showing my new design;
FIG. 2 is a rear elevational view thereof;
FIG. 3 is a left side elevational view thereof;
FIG. 4 is a right side elevational view thereof;
FIG. 5 is a top plan view thereof;
FIG. 6 is a bottom plan view thereof; and,
FIG. 7 is a cross-sectional view thereof.

The broken line showing of the person's hand and ring are for illustrative purposes only and forms no part of the claimed design.

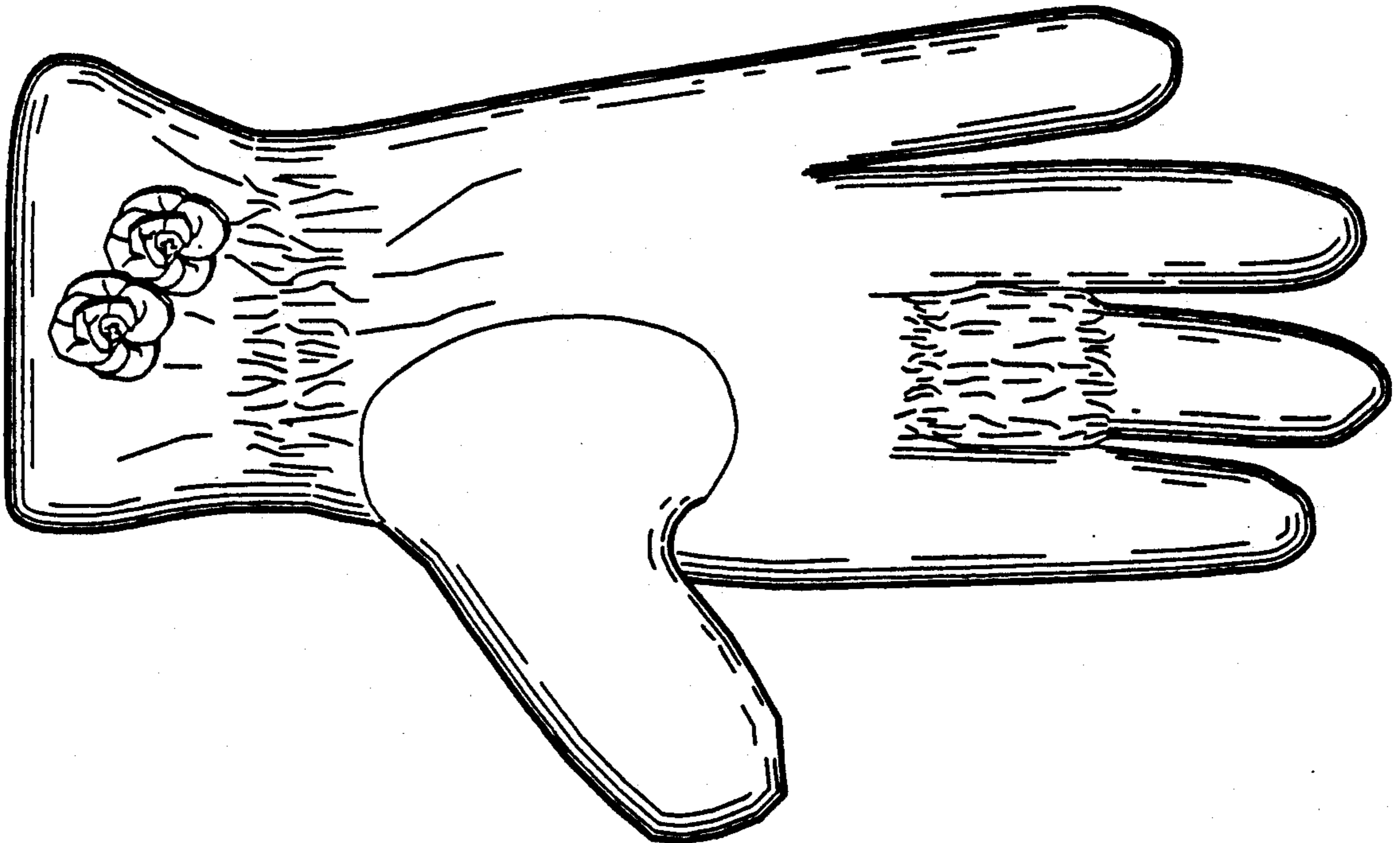


FIG. 1

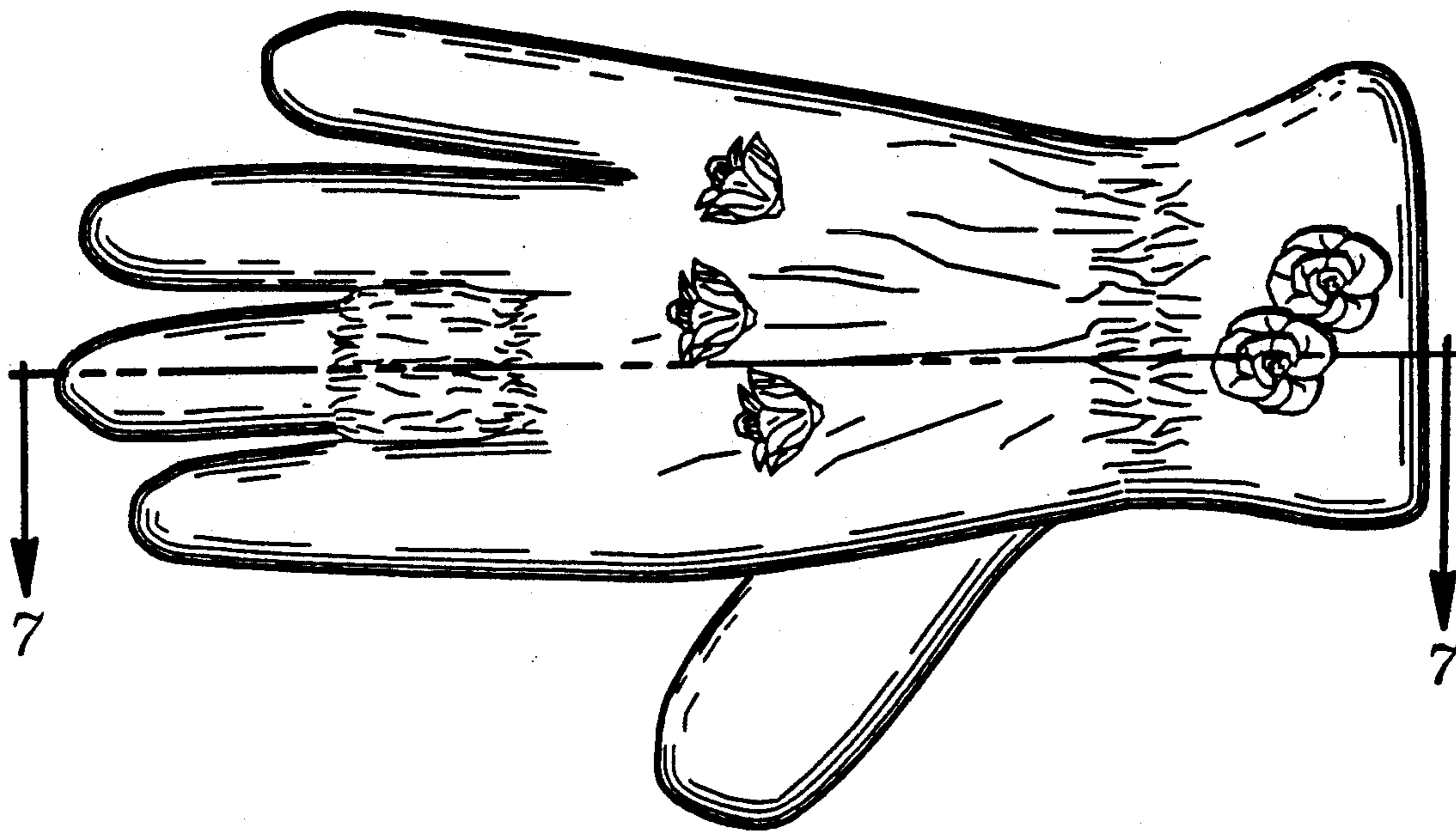


FIG. 2

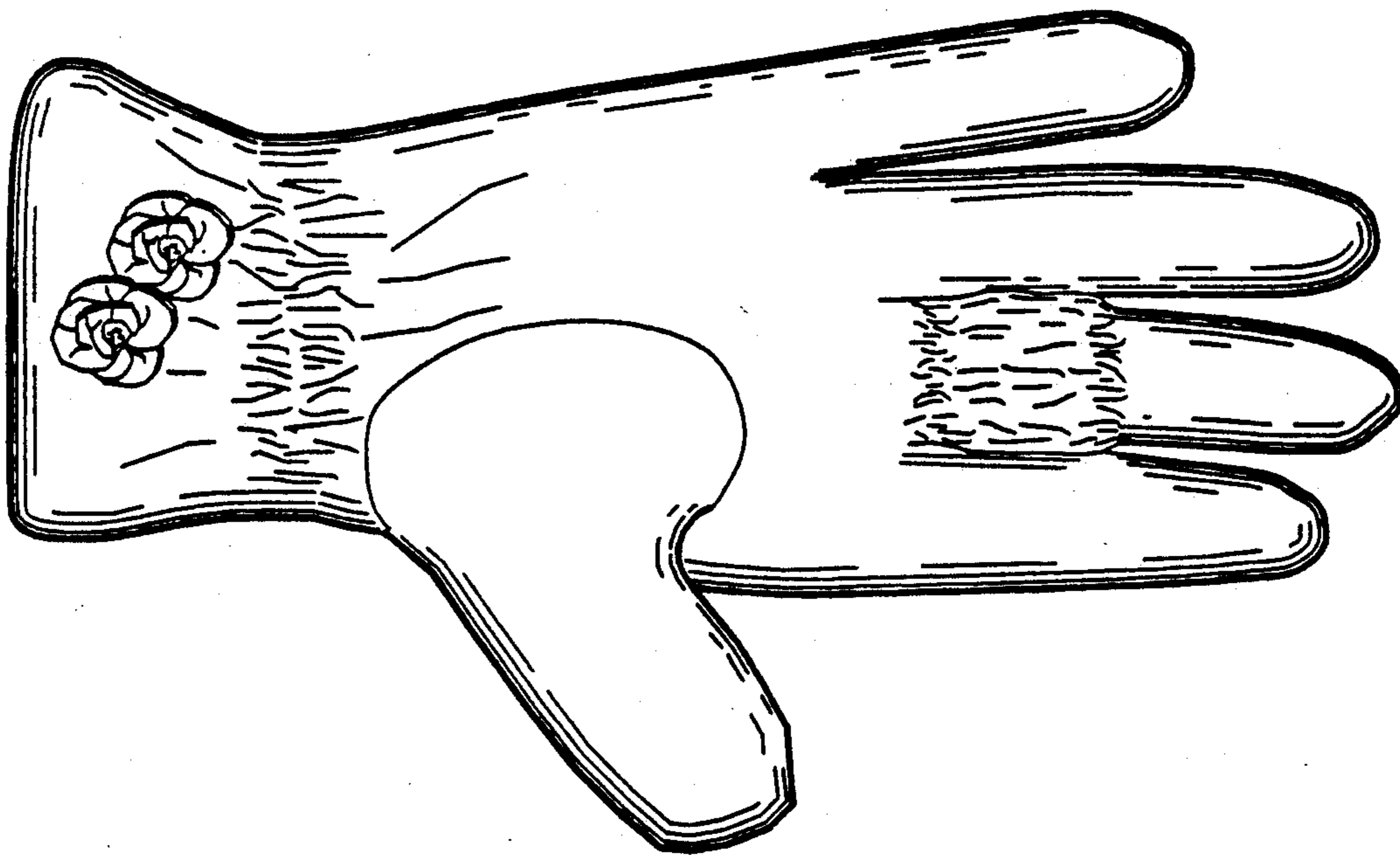


FIG. 3




FIG. 4




FIG. 5

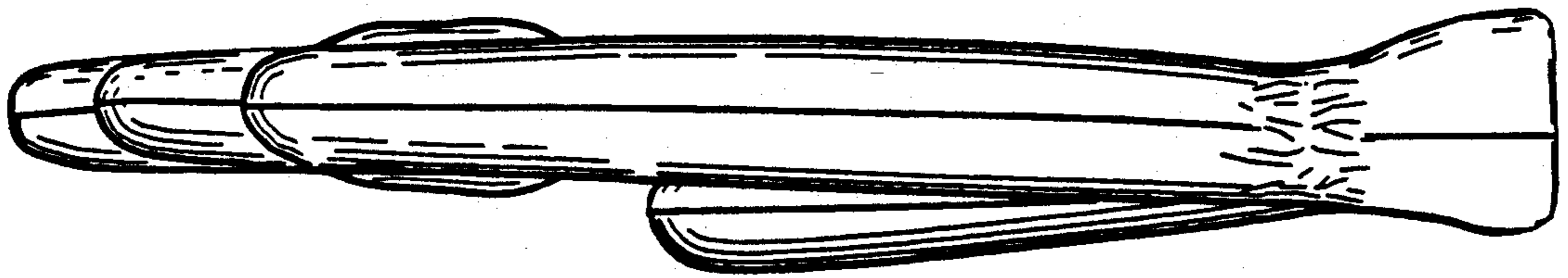


FIG. 6

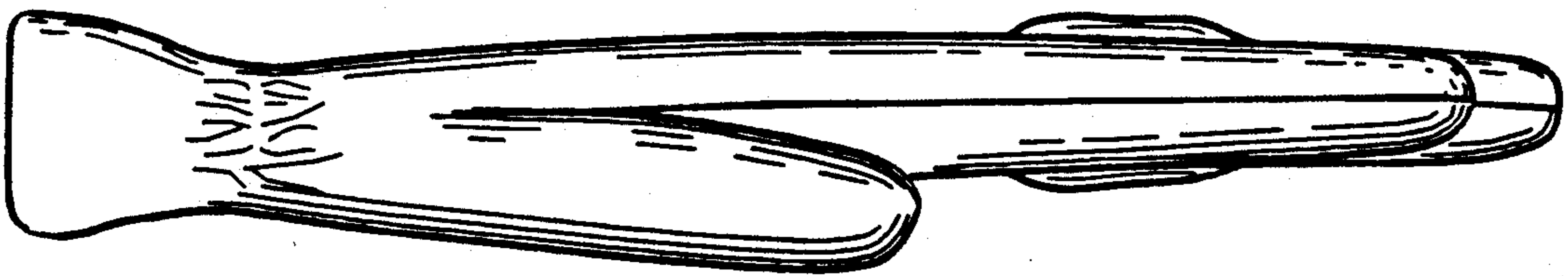


FIG. 7

