



US00D338775S

United States Patent [19]

[11] Patent Number: **Des. 338,775**

Hatfield et al.

[45] Date of Patent: **** Aug. 31, 1993**

[54] **SHOE OUTSOLE**

[75] Inventors: **Tinker L. Hatfield, Portland; David W. Hoefft, Beaverton, both of Oreg.**

[73] Assignee: **Nike, Inc., Beaverton, Oreg.**

[**] Term: **14 Years**

[21] Appl. No.: **917,446**

[22] Filed: **Jul. 23, 1992**

[52] U.S. Cl. **D2/320**

[58] Field of Search **D2/264, 265, 274, 311, D2/317-323; 36/25 R, 28, 29, 32 R, 43, 44, 59 R, 59 C, 83, 84, 89, 100-107, 112-114, 132-136**

[56] **References Cited**

U.S. PATENT DOCUMENTS

D. 305,995	2/1990	Hase	D2/320
D. 308,749	4/1989	Brinker	D2/320
D. 315,635	3/1991	Hatfield et al.	D2/320
D. 321,978	12/1991	Hatfield	D2/320
4,307,521	12/1981	Inohara et al.	D2/321 X
4,562,651	1/1986	Frederick et al.	36/102
4,785,557	11/1988	Kelley et al.	36/32 R

OTHER PUBLICATIONS

Nike 1992 Fall Catalog, Published Dec. 1991, pp. 8, 38 and 44.

Primary Examiner—Louis S. Zarfes
Attorney, Agent, or Firm—Banner, Birch, McKie & Beckett

[57] **CLAIM**

The ornamental design for a shoe outsole, as shown and described.

DESCRIPTION

FIG. 1 is a bottom plan view of a shoe outsole according to our new design;

FIG. 2 is a cross section as shown in Section 2—2 of FIG. 1;

FIG. 3 is a cross-sectional view as shown in Section 3—3 of FIG. 1;

FIG. 4 is a cross section as shown in Section 4—4 of FIG. 1;

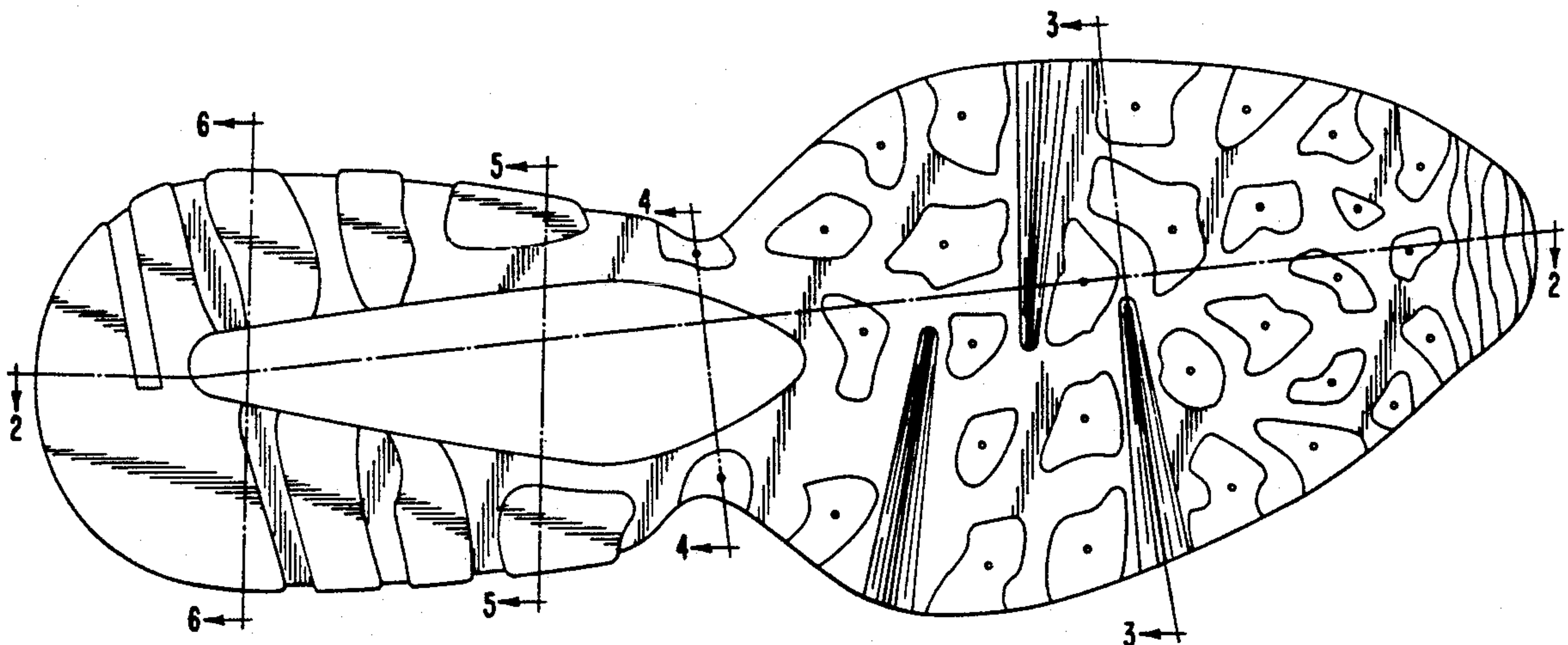
FIG. 5 is a cross section as shown in Section 5—5 of FIG. 1;

FIG. 6 is a cross section as shown in Section 6—6 of FIG. 1;

FIG. 7 is a side elevational view of one side of a shoe outsole as shown in FIG. 1; and,

FIG. 8 is a side elevational view of the other side of the shoe outsole as shown in FIG. 1.

The broken line showing of a shoe upper is for illustrative purposes only and forms no part of the claimed design.



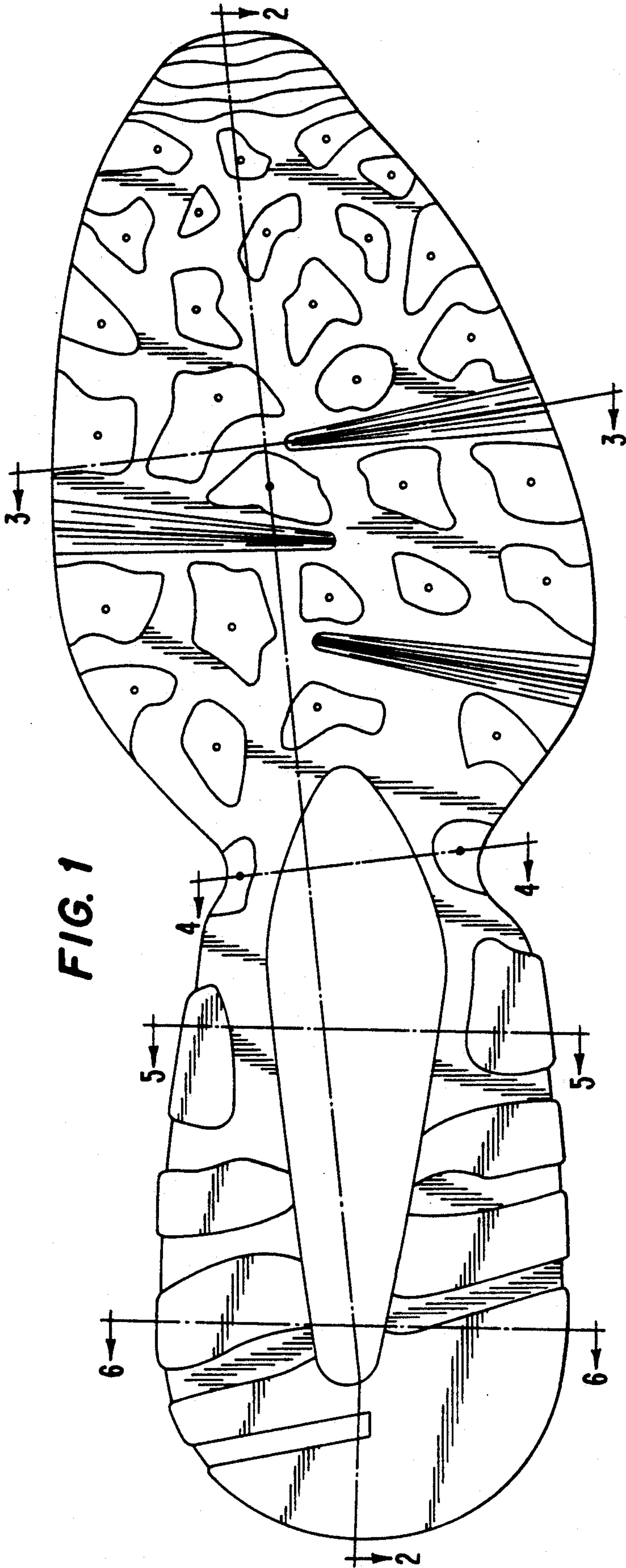


FIG. 1

FIG. 5



FIG. 6



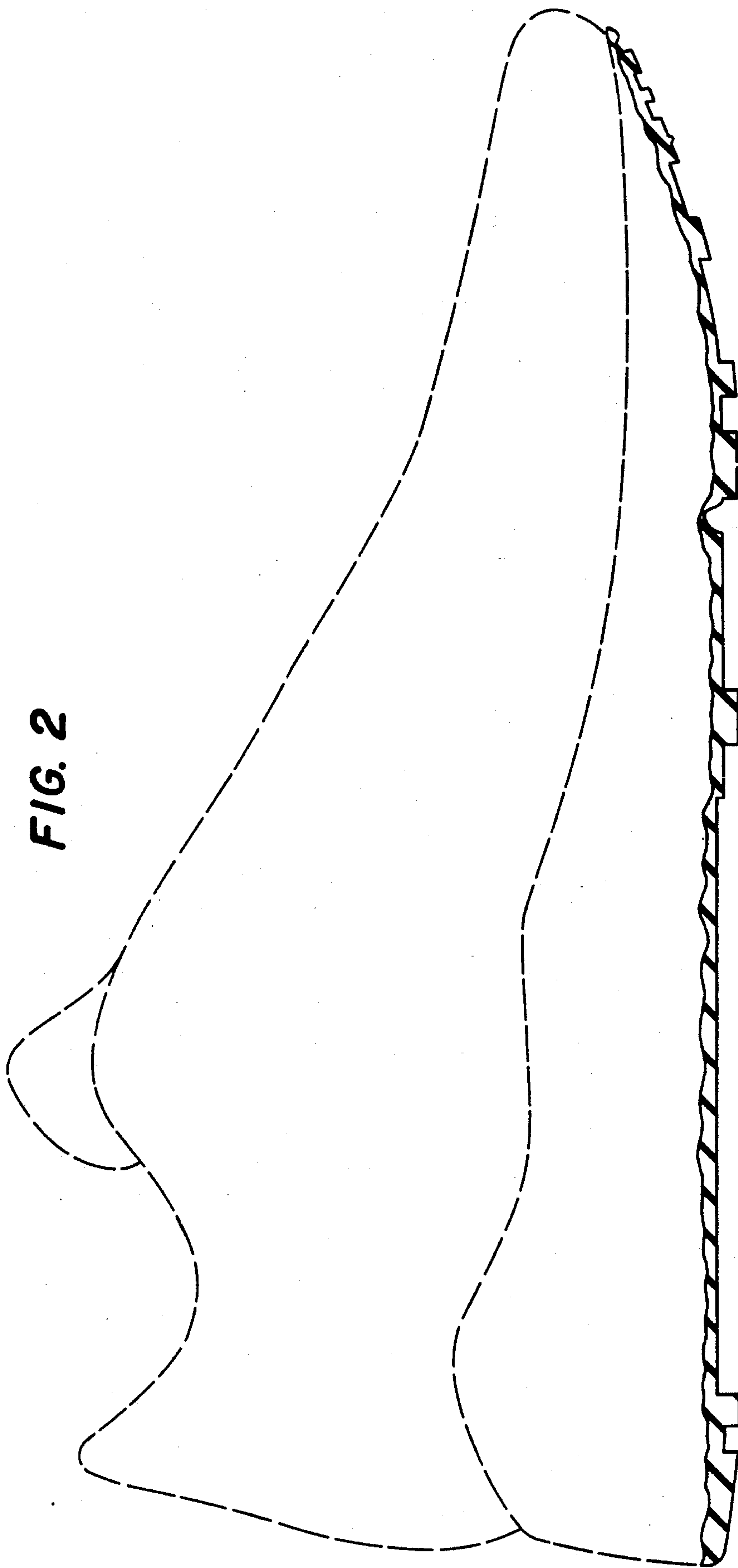
FIG. 3



FIG. 4



FIG. 2



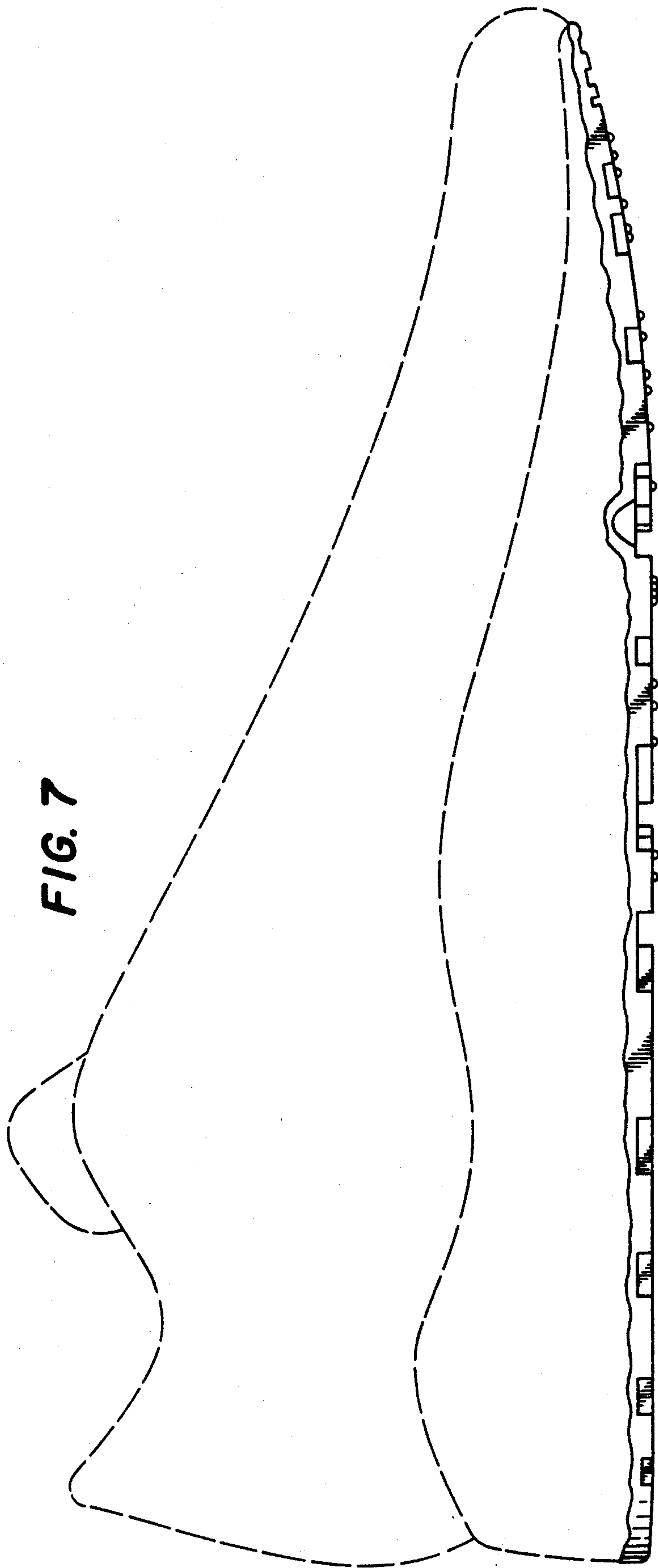


FIG. 7

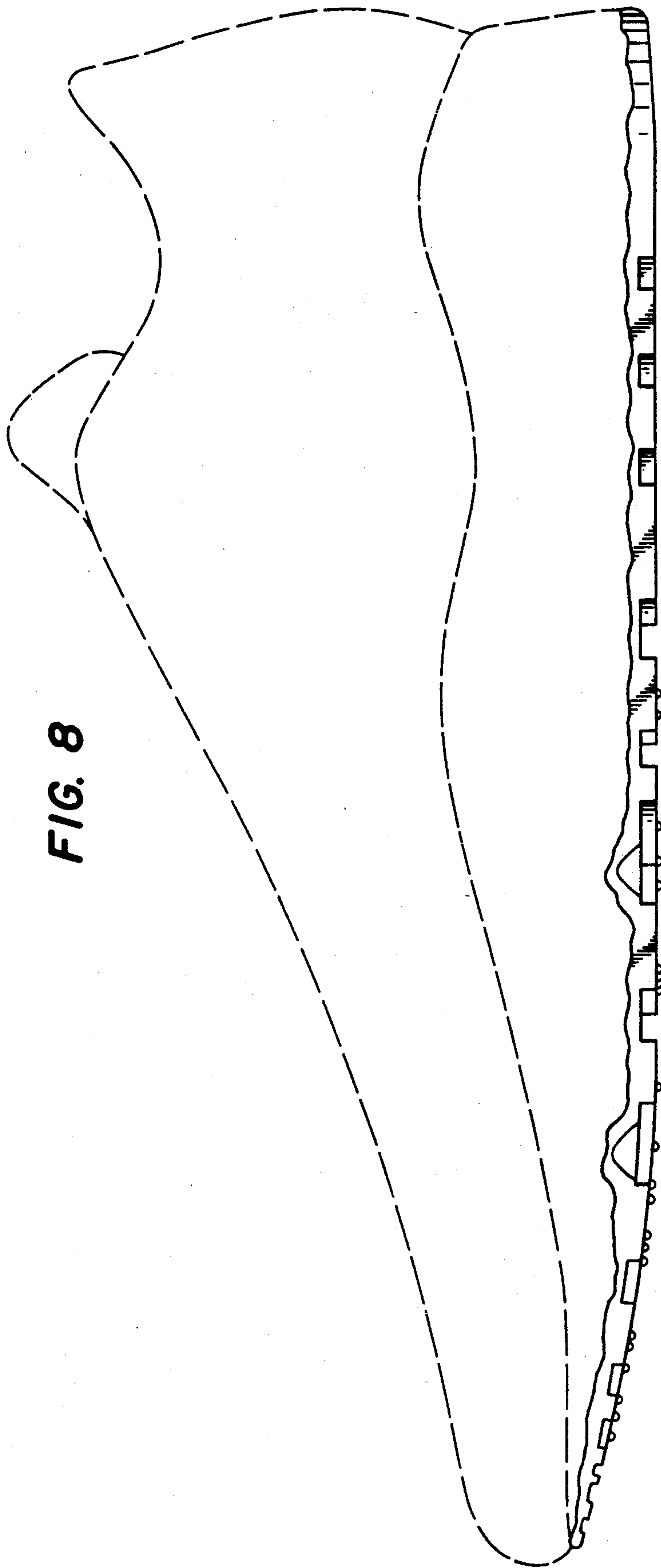


FIG. 8