



US00D338731S

United States Patent [19]

[11] Patent Number: **Des. 338,731**

Byland et al.

[45] Date of Patent: **** Aug. 24, 1993**

[54] **IMPLANTABLE MEDICAL HOUSING**

[75] Inventors: **James K. Byland**, St. Paul; **Thomas I. Ceballos**, Spring Lake Park, both of Minn.

[73] Assignee: **Medtronic, Inc.**, Minneapolis, Minn.

[**] Term: **14 Years**

[21] Appl. No.: **766,702**

[22] Filed: **Sep. 26, 1991**

[52] U.S. Cl. **D24/167; D24/155**

[58] Field of Search **D24/155, 167, 169, 187; 128/419.P, 419.PG, 419.PS, 419.D**

[56] **References Cited**

U.S. PATENT DOCUMENTS

D. 269,205	5/1983	Langer et al.	D24/167
D. 280,930	10/1985	Speicher et al.	D24/167
D. 316,145	4/1991	Ware	D24/167
4,545,381	10/1985	Bournay, Jr. et al.	128/419 P
4,919,135	4/1990	Phillips, Jr. et al.	128/419 P
5,107,836	4/1992	Fenster	128/419 P
5,144,946	9/1992	Weinberg et al.	128/419 P

OTHER PUBLICATIONS

(1 page) Biotec International, S.p.A. (Bologna, Italy); "Pacemaker Brochure: RDP3™ Model"; Doc. No. 50-00-20; Mar. 1985; (page number unknown).

(1 page) Biotronik, Mess-und Therapiegerate GmbH & Co. (Munich, Germany); "Pacemaker Brochure: ER-GOS™ Model"; (document number, date and page number unknown).

(1 page) Biotronik, Mess-und Therapiegerate GmbH & Co.; "Pacemaker Brochure: KALOS™ Model 03"; (document number, date and page number unknown).

(1 page) Cardiac Control Systems, Inc. (Palm Coast, Fla.); "Pacemaker Brochure: MAESTRO® Series 500 and 100"; Doc. No. S02-PG-505-B.E.; May, 1985; (page number unknown).

(1 page) Cardiac Pacemakers, Inc. (St. Paul, Minn.); "Pacemaker Physician's Manual: ASTRA™ 6 Models 429, 529 and 629"; Doc. No. 351481-004 D; (date unknown); cover pages.

(1 page) Cardiac Pacemakers, Inc.; "Pacemaker Physician's Manual: ASTRA™ T2 Models 437, 537 and

637"; Doc. No. 351576-003 D; (date unknown); cover pages.

(1 page) Cardiac Pacemakers, Inc.; "Pacemaker Data Sheet: MINILITH® Model 0508"; Doc. No. 7-09-8-087; (date and page number unknown).

(1 page) Intermedics, Inc. (Freeport, TX); "Pacemaker Physician's Manual: AVIUS™ Model 263-01"; Doc. No. 1M01-AV-202; Apr. 1982; cover pages.

(1 page) Intermedics, Inc.; "Pacemaker Brochure: NOVA™ II Models 281-05 and 282-04"; Doc. No. MP 32/1598; 1986; (page number unknown).

(1 page) Intermedics, Inc.; "Pacemaker Physician's Manual: QUANTUM®II Models 253-25 and 254-30"; Doc. No. MD 08/2082; May 1987; cover pages.

(4 pages) Medtronic, Inc. (Mpls, MN); "Medtronic Pacemaker Pocket Reference Guide: BYREL® Model 5992, MINIX™ Models 8340, 8341 & 8342, SPEC-TRAX™ SXT".

"Models 8420, 8422 & 8423, XYREL®VL Models 5972 & 5973, MIREL®VM Models 5982 & 5983"; Doc. No. UC 8801852EN; Mar. 1988; pp. 14, 21-22, 32 & 38.

(List continued on next page.)

Primary Examiner—Stella Reid

Assistant Examiner—Ian Simmons

Attorney, Agent, or Firm—Harold R. Patton; Gregory P. Gadson; Daniel W. Latham

[57] **CLAIM**

The ornamental design for an implantable medical housing, as shown and described.

DESCRIPTION

FIG. 1 is a perspective view of an implantable medical housing showing our new design, viewing from the front and right side thereof;

FIG. 2 is an elevational view of the left side thereof;

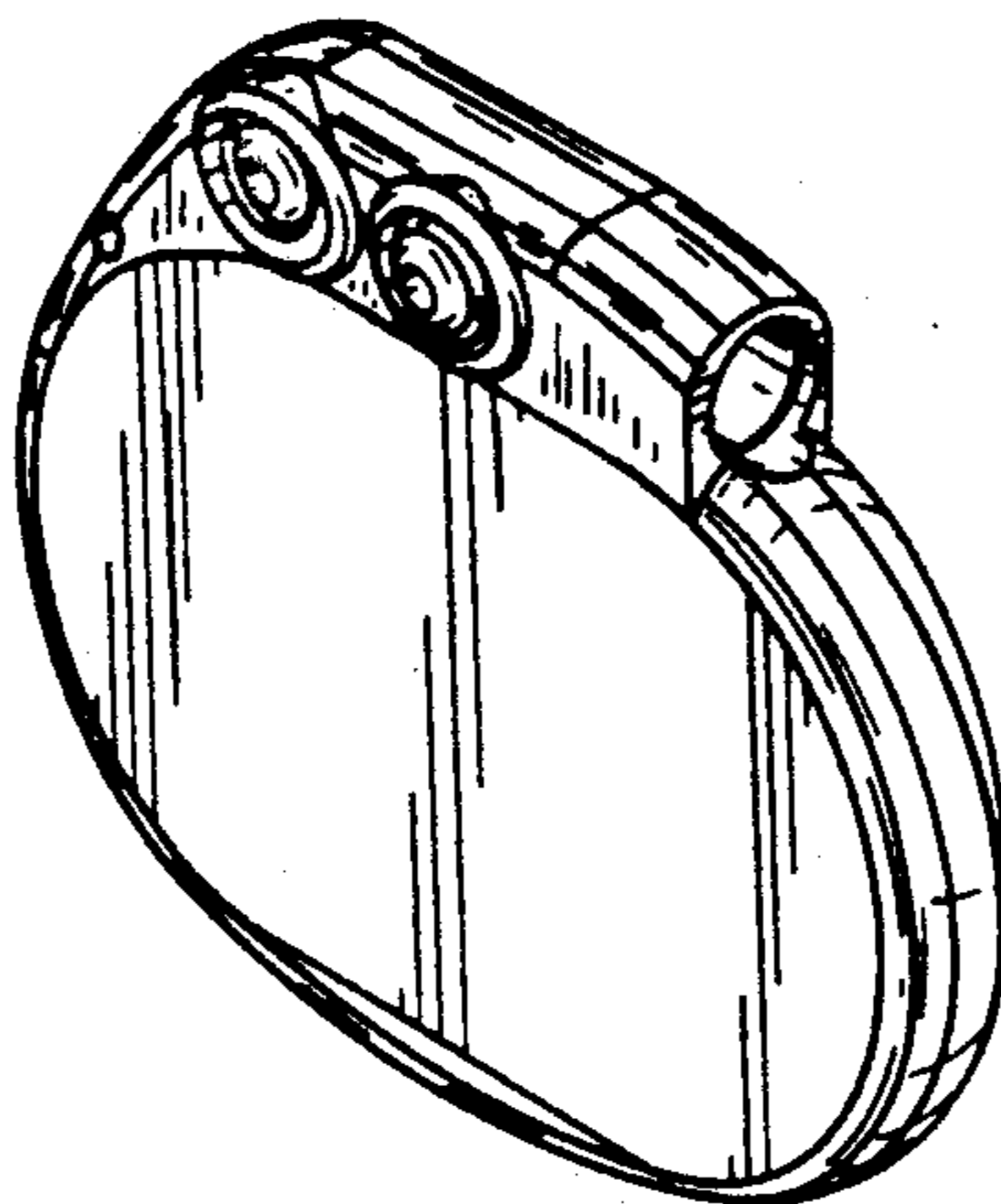
FIG. 3 is an elevational view of the front side thereof;

FIG. 4 is an elevational view of the right side thereof;

FIG. 5 is a plan view of the top side thereof;

FIG. 6 is an elevational view of the back side thereof; and,

FIG. 7 is a plan view of the bottom side thereof.



OTHER PUBLICATIONS

- (1 page) Pacesetter Systems, Inc. (Sylmar, Ca.); "Pacemaker Technical Manual for AFP™ Cardiac Pacing System: Models 261, 262, 273, 275, 277, 281 and 283"; Doc. No. 919 0515-001/Rev. C; 1985; cover page.
- (1 page) Pacesetter Systems, Inc.; "Pacemaker Physician's Manual: PARAGON™ Models 2010T and 2012T"; Doc. No. 919 0549-001/Rev. C; Sep. 1988; cover page.
- (1 page) Pacesetter Systems, Inc.; "Pacemaker Technical Manual: PHOENIX® 2 Models 2005 and 2008"; Doc. No. 919 0867-001; 1990; cover page.
- (1 page) Pacesetter Systems, Inc.; "Pacemaker Technical Manual; DIALOG®II Models 2037T and 2038T"; (document number unknown); 1990; cover page.
- (1 page) Siemens Aktiengesellschaft (Munich, Germany); "Pacemaker Physician's Manual: DIALOG™ Models 718, 718B and 718L"; Doc. No. AG 03855; Mar. 1985; cover page.
- (1 page) Sorin Biomedica (Saluggia, Italy); "Pacemaker Brochure: PHYSIOCOR® Model 400L"; Doc. No. 32 001; Jun. 1990; cover page.
- (1 page) Telectronics N.V. (Antilles, Netherlands); "Pacemaker Physician's Manual: PASAR™ Models 4151 and 4161"; Doc. No. 100-101/Issue 1; Dec. 1981; p. 16.
- (1 page) Telectronics N.V.; "Pacemaker Physician's Manual: OPTIMA™ MPT Models 5281A and 5282A"; Doc. No. 100-537 Issue 2; Apr. 1985; p. 12.
- (1 page) TUR-Herzeiztechnik (Saale, Germany); "Photograph of German Pacemaker: TUR Model LCP 211L"; (Medtronic, Inc. Internal photograph dated Apr. 13, 1990); (no page number).
- (1 page) Vitatron Medical B.V. (Dieren, Netherlands); "Pacemaker Brochure: CERYX® 6 Series Models 611 et al."; (no document number); 1985; (page number unknown).
- (1 page) Vitatron Medical B.V.; "Pacemaker Brochure: FINESSE™ Series Models 201 et al."; (no document number); (date unknown); cover page.
- (1 page) Vitatron Medical B.V.; "Pacemaker Brochure: QUINTECH™ DDD Model 931"; (no document number); (date and page number unknown).
- (1 page) Vitatron Medical B.V.; "Pacemaker Brochure: RHYTHMYX™ Model 501"; (no document number); (date unknown); cover page.
- (1 page) Vitatron Medical B.V.; "Pacemaker Brochure: Model C 5122"; (no document number); (date unknown); cover page.
- (38 pages) (P-1932) Co-pending, related, utility patent application: U.S. Pat. Application Ser. No. 07/766,602, filed on Sep. 26, 1991, for Applicants James K. Byland et al., for "Pacemaker Enclosure and Method of Assembly": copy consisting of: specification (20 pages), claims (4 pages), drawings (13 pages), and Filing Receipt Form PTO-103X (1 page).
- (5 pages) (D-1932A) Co-pending, design patent application: U.S. Pat. Appln. Ser. No. 07/766,143, filed on Sep. 26, 1991, for Applicants William J. Hooper, et al., for "Medical Device Housing": copy consisting of: specification/claims (2 pages), drawings (2 pgs), and Filing Receipt Form PTO-103X (1 page).

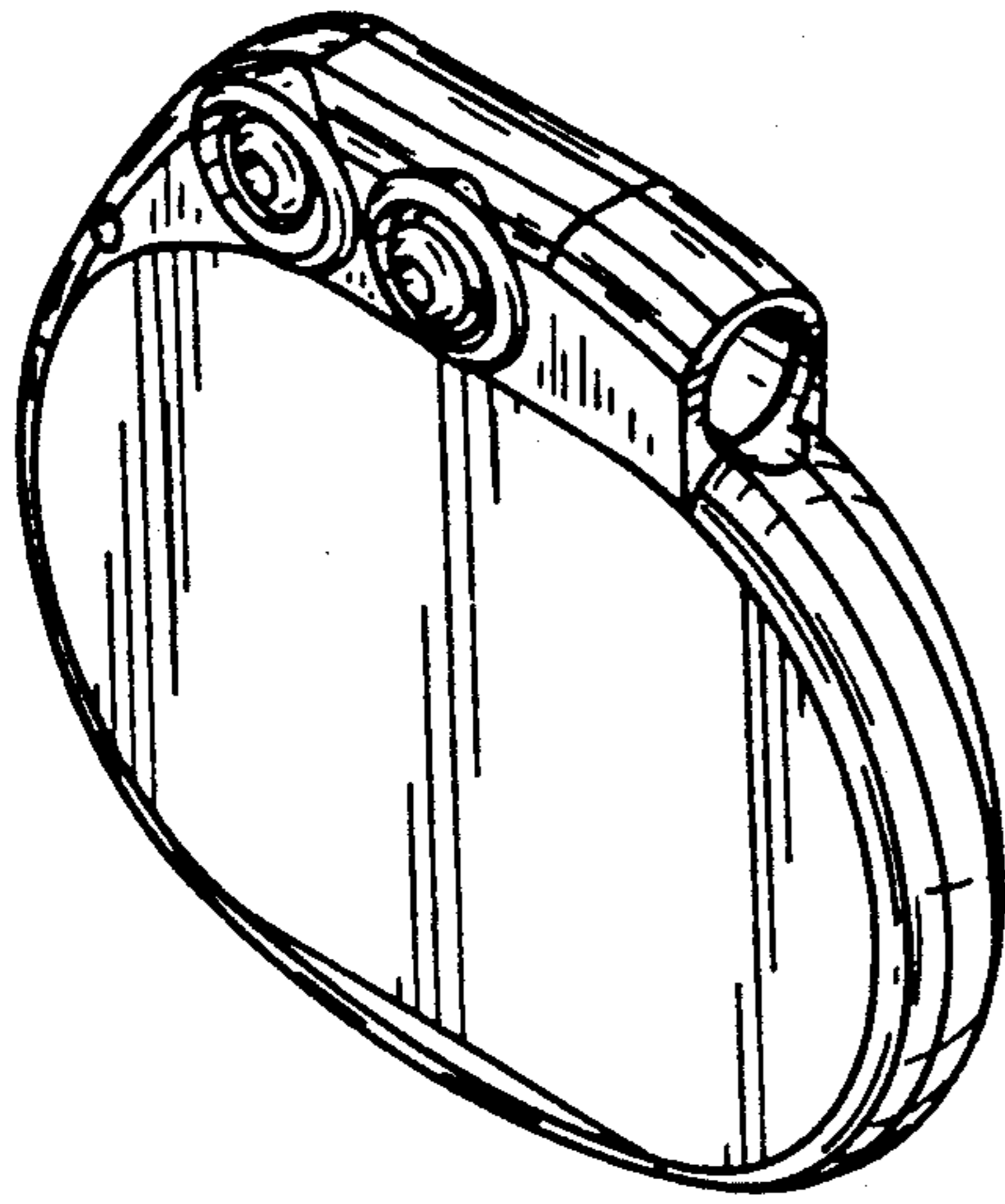


FIG. 1

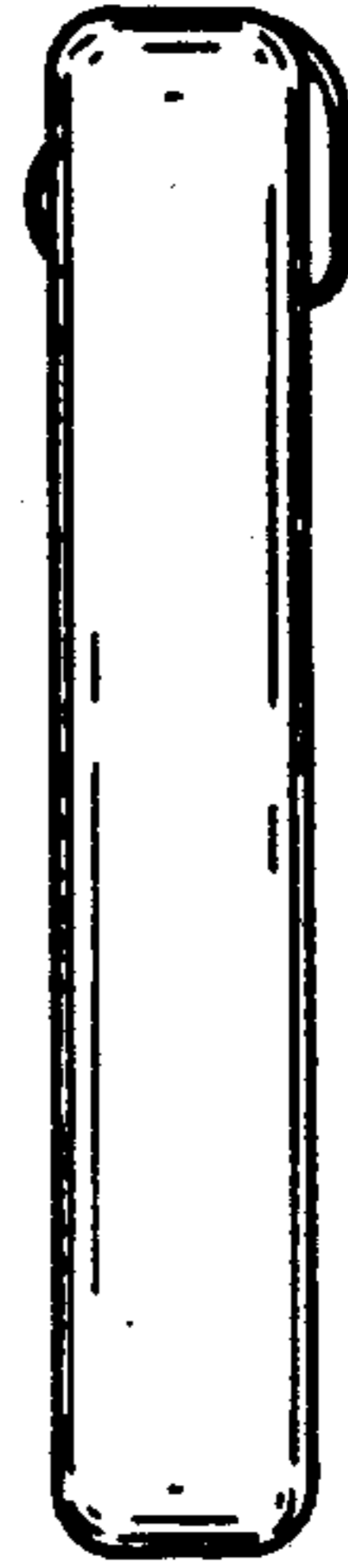


FIG. 2

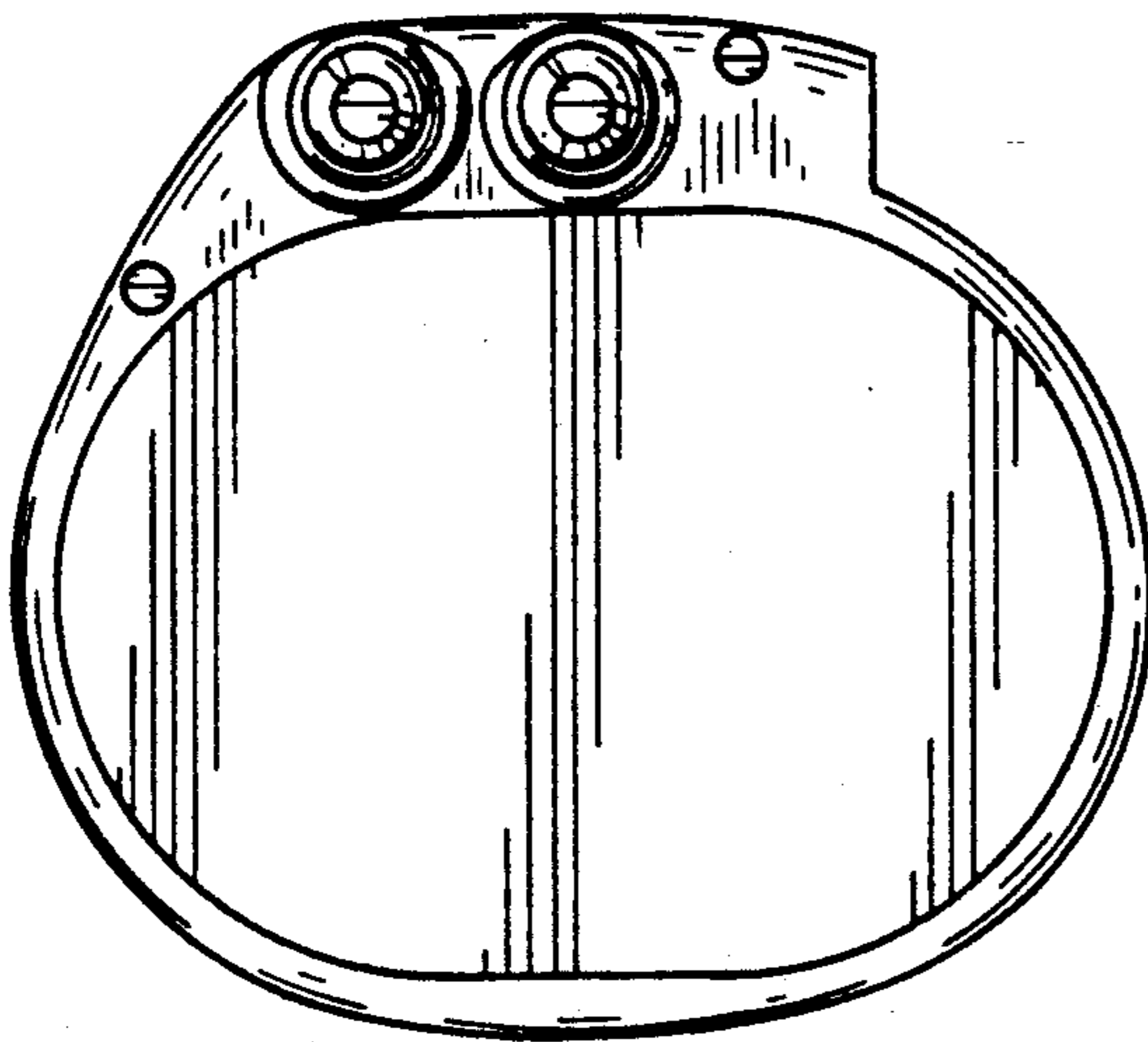


FIG. 3



FIG. 4



FIG. 5

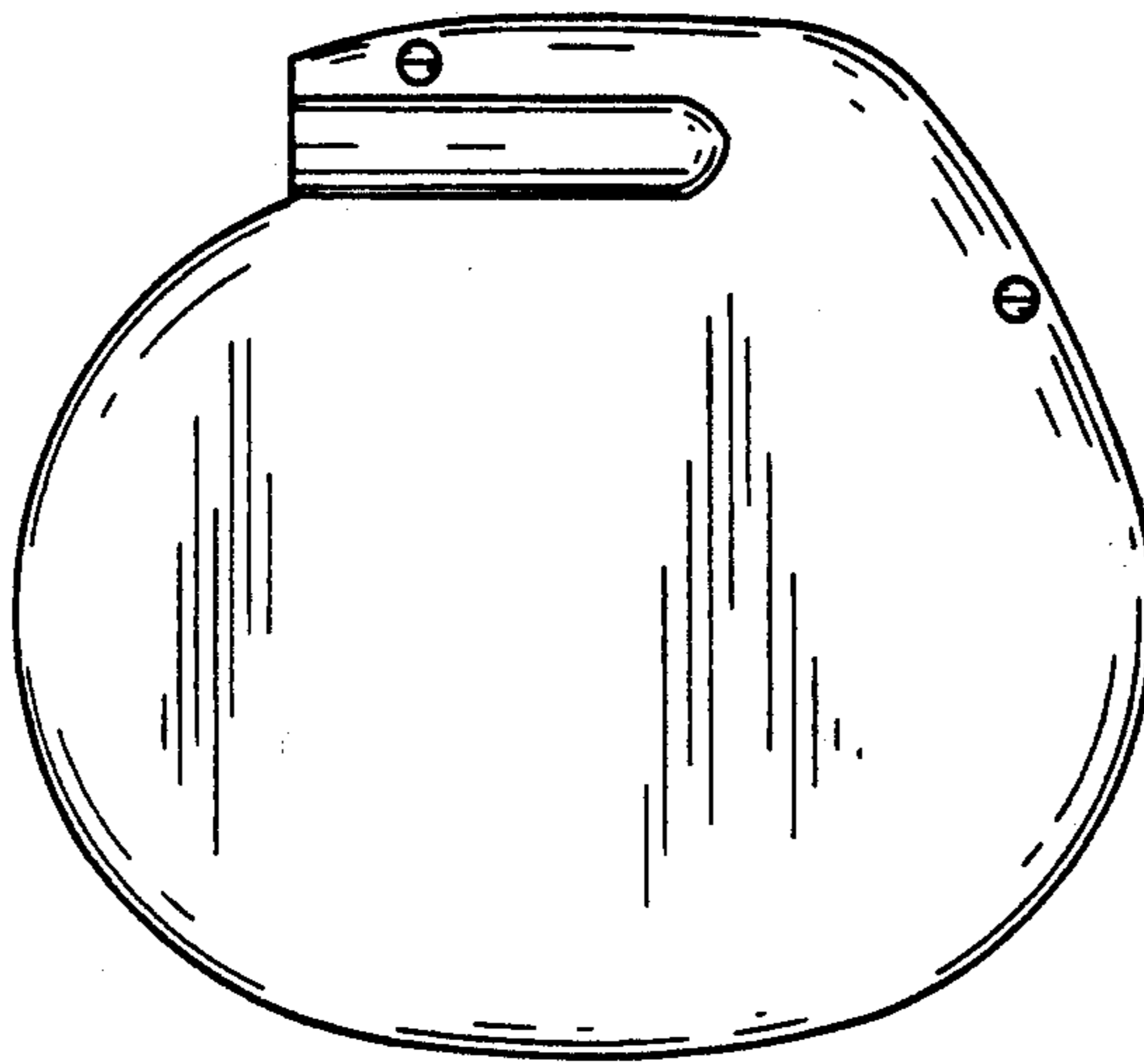


FIG. 6




FIG. 7