



US00D338712S

United States Patent [19]

[11] Patent Number: **Des. 338,712**

Schaldenbrand

[45] Date of Patent: **** Aug. 24, 1993**

[54] **VENTILATED TOILET SEAT**

[76] Inventor: **Wayne Schaldenbrand**, 5827 Hessen, Anchorville, Mich. 48004

[**] Term: **14 Years**

[21] Appl. No.: **778,621**

[22] Filed: **Oct. 18, 1991**

[52] U.S. Cl. **D23/311**

[58] Field of Search **D23/309-312, D23/366, 371, 386, 387, 393; 4/213, 216, 217, 218, 234-241, 347-352**

[56] **References Cited**

U.S. PATENT DOCUMENTS

D. 234,951	4/1975	Couton	D23/311
2,079,733	5/1937	Cummings	4/217 X
2,309,774	2/1943	Kistler	4/213
2,696,619	12/1954	Ring .	
3,277,499	10/1966	Keefauver .	
3,357,029	12/1967	Schulz	4/217
3,491,382	1/1970	Poister	4/213
3,533,112	10/1970	Poister	4/213
3,824,637	7/1974	Hunnicot, Sr.	4/213 X
3,999,225	12/1976	Ables	4/217 X
4,168,553	9/1979	Studer	4/348

4,251,888	2/1981	Turner	4/213
4,365,361	12/1982	Sanstrom .	
4,617,687	10/1986	Wadsworth	4/217 X
4,726,078	2/1988	Carballo et al.	4/217 X
4,780,913	11/1988	Williams	4/217
5,010,600	4/1991	Priseo	4/217

OTHER PUBLICATIONS

Disclosure Document No. 288778.

Primary Examiner—James R. Largen

Attorney, Agent, or Firm—Terry M. Gernstein

[57] **CLAIM**

The ornamental design for a ventilated toilet seat, as shown and described.

DESCRIPTION

FIG. 1 is an exploded perspective view taken from the top, front and right side of a ventilated toilet seat showing my new design;

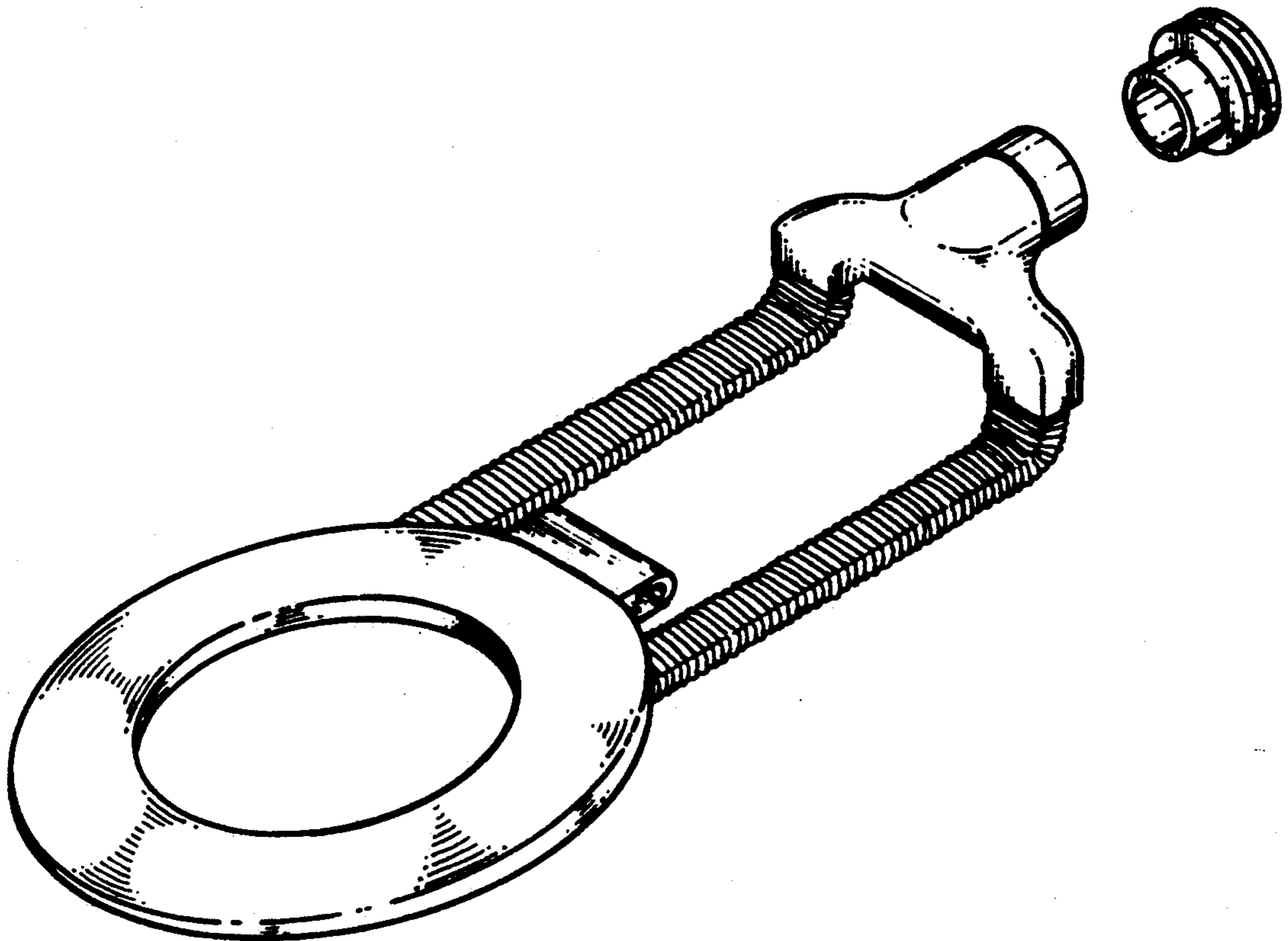
FIG. 2 is a front elevational view thereof;

FIG. 3 is a rear elevational view thereof;

FIG. 4 is a right side elevational view thereof, the left side being a mirror image of the right side;

FIG. 5 is a top plan view thereof; and,

FIG. 6 is a bottom view thereof.



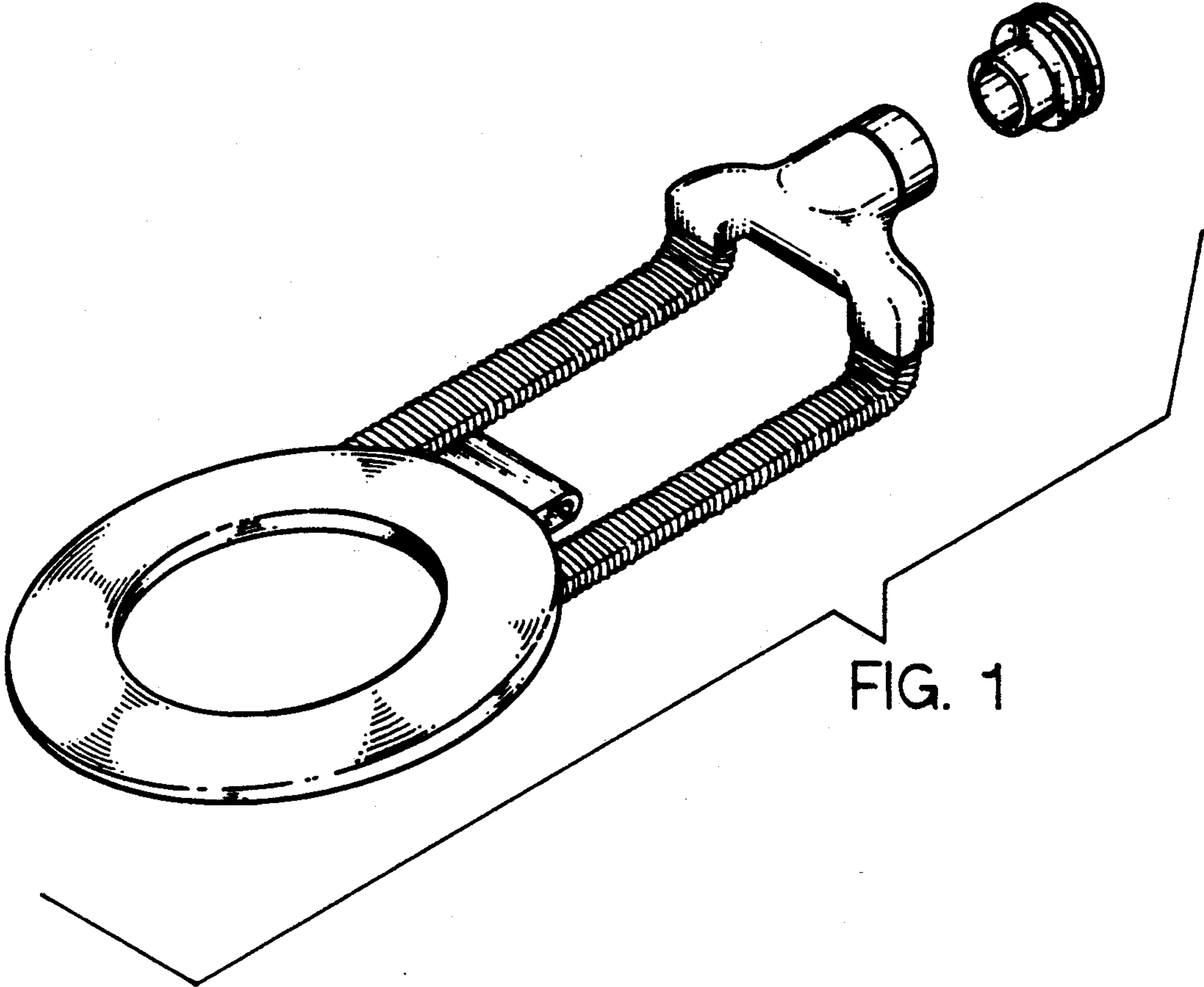


FIG. 1




FIG. 2




FIG. 3

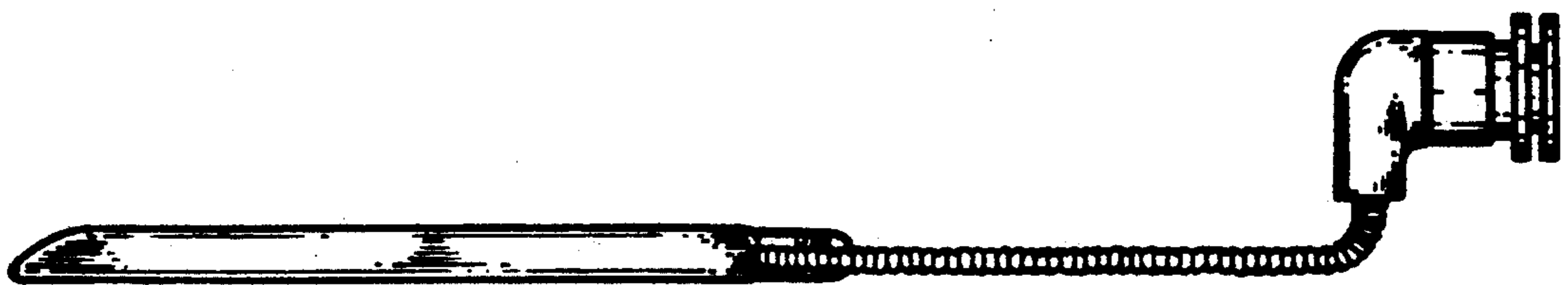


FIG. 4

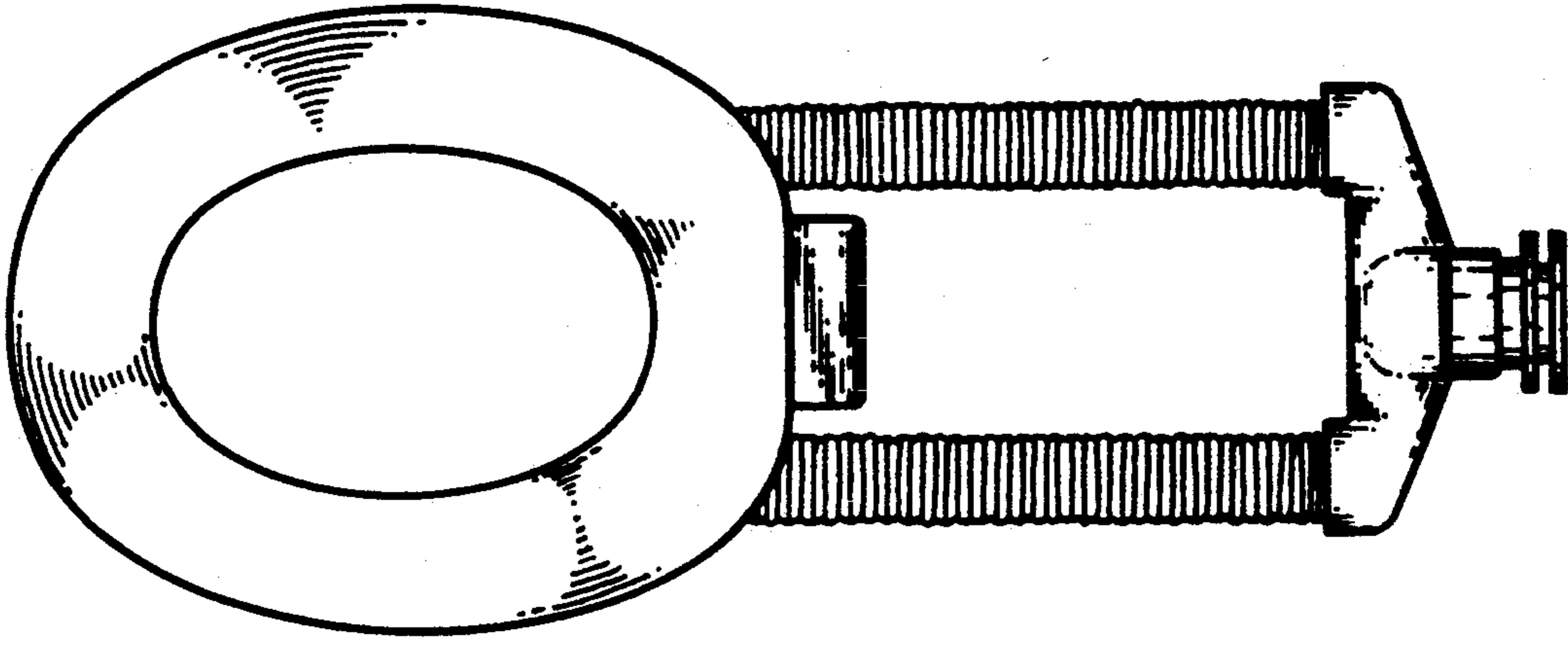


FIG. 5

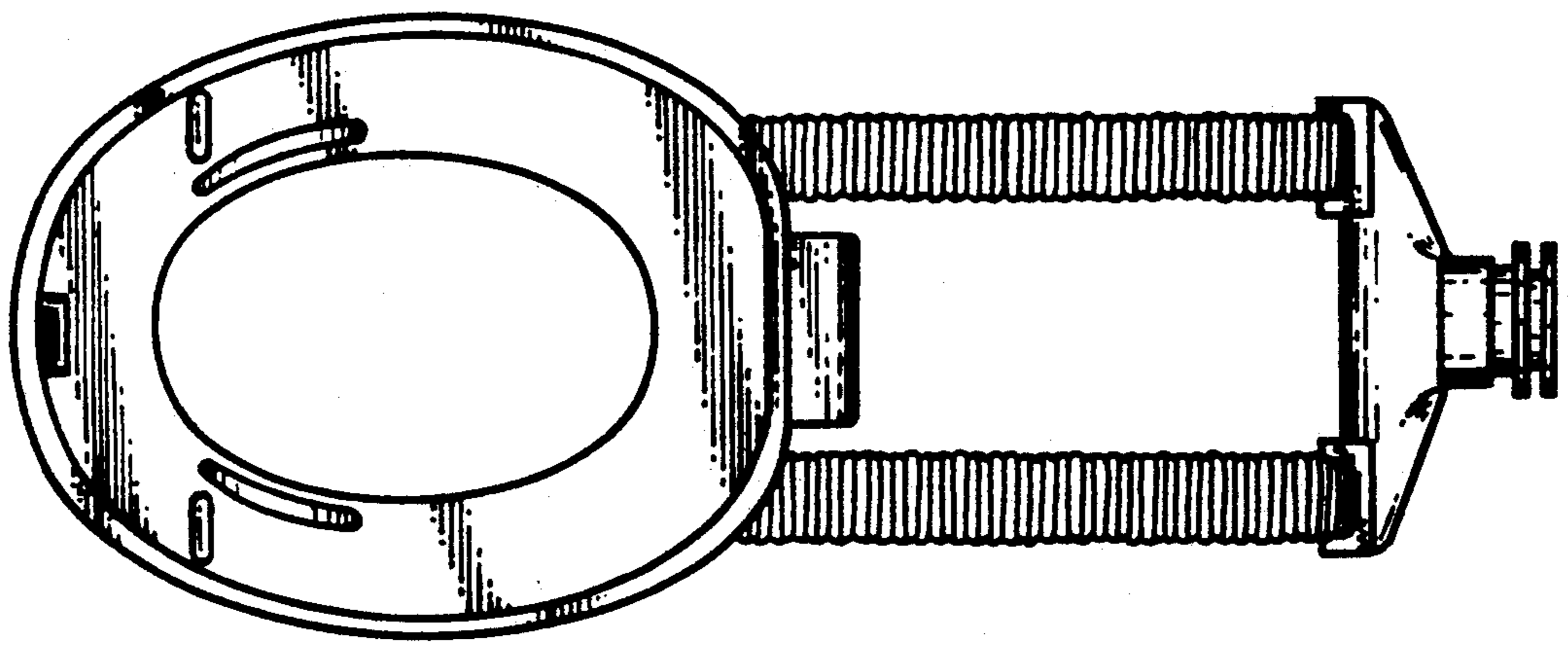


FIG. 6