



US00D338711S

# United States Patent [19]

[11] Patent Number: **Des. 338,711**

**Bishop**

[45] Date of Patent: **\*\* Aug. 24, 1993**

[54] **LIFTER FOR A TOILET SEAT**

4,649,576 3/1987 Lillie ..... 4/246.5

[76] Inventor: **Harold Bishop**, P.O. Box 561 216  
15th, Seagraves, Tex. 79359

### OTHER PUBLICATIONS

Disclosure Document No. 265,838.

[\*\*] Term: **14 Years**

*Primary Examiner*—James R. Largen  
*Attorney, Agent, or Firm*—Terry M. Gernstein

[21] Appl. No.: **726,505**

### [57] CLAIM

[22] Filed: **Jul. 8, 1991**

The ornamental design for a lifter for a toilet seat, as shown and described.

[52] U.S. Cl. .... **D23/311**

[58] Field of Search ..... **D23/309, 310, 311, 312;**  
**4/234-241, 246.1-246.5**

### DESCRIPTION

### [56] References Cited

#### U.S. PATENT DOCUMENTS

D. 287,616	1/1987	Marcomb .....	D23/311
D. 330,411	10/1992	Balko .....	D23/311
D. 332,304	1/1993	Lefebvre et al. ....	D23/311
3,417,411	12/1968	Greenwood .....	4/251
3,504,385	4/1970	Fields .....	4/251
3,516,095	6/1970	Clifton .....	4/251
3,528,075	9/1970	Leon .....	4/246.5
4,030,146	6/1977	Pilkington et al. ....	4/246.5
4,584,724	4/1986	Wilson .....	4/251

FIG. 1 is a perspective view taken from the top, front and right side of a lifter for a toilet seat showing my new design;

FIG. 2 is a front elevational view thereof;

FIG. 3 is a rear elevational view thereof;

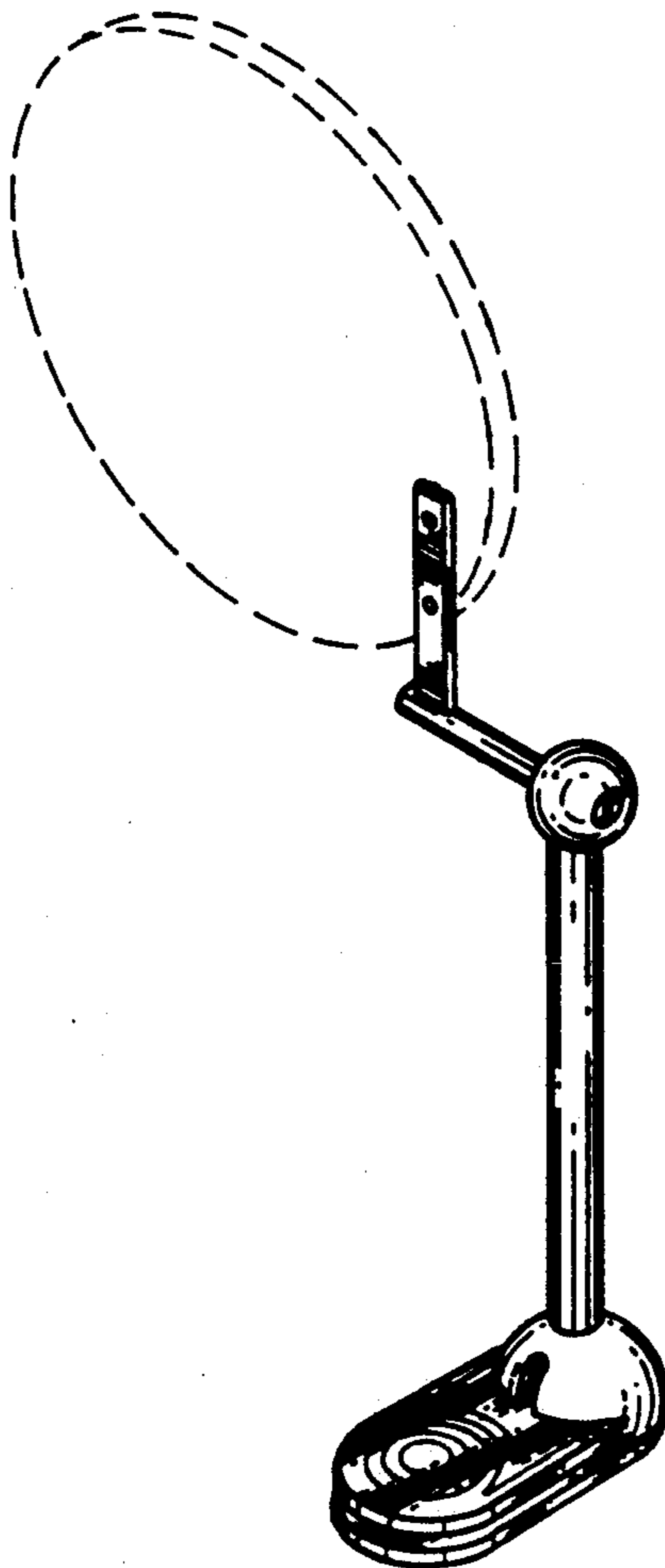
FIG. 4 is a left side elevational view thereof;

FIG. 5 is a right side elevational view thereof;

FIG. 6 is a top plan view thereof; and,

FIG. 7 is a bottom plan view thereof.

The broken line representation of a toilet seat in FIG. 1 is for purposes of illustration only and forms no part of the claimed design.



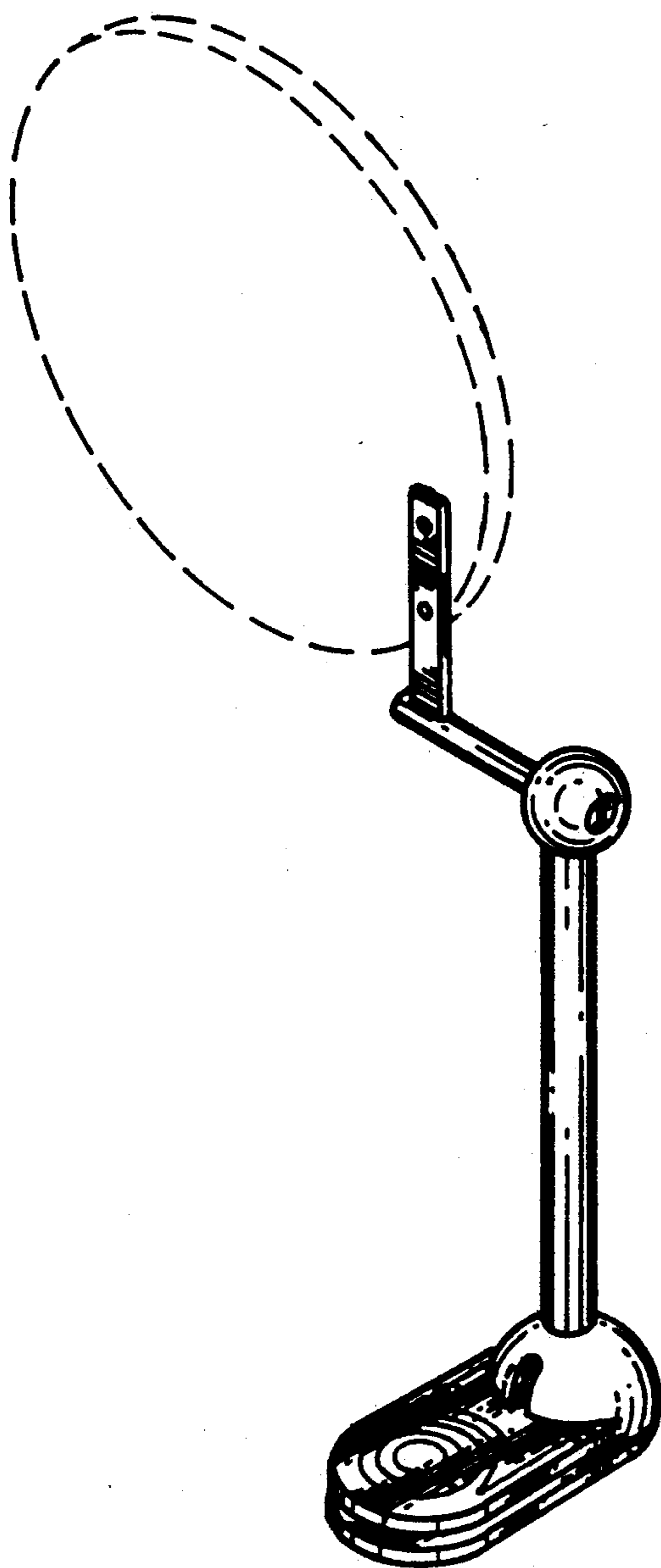


FIG. 1

FIG. 2

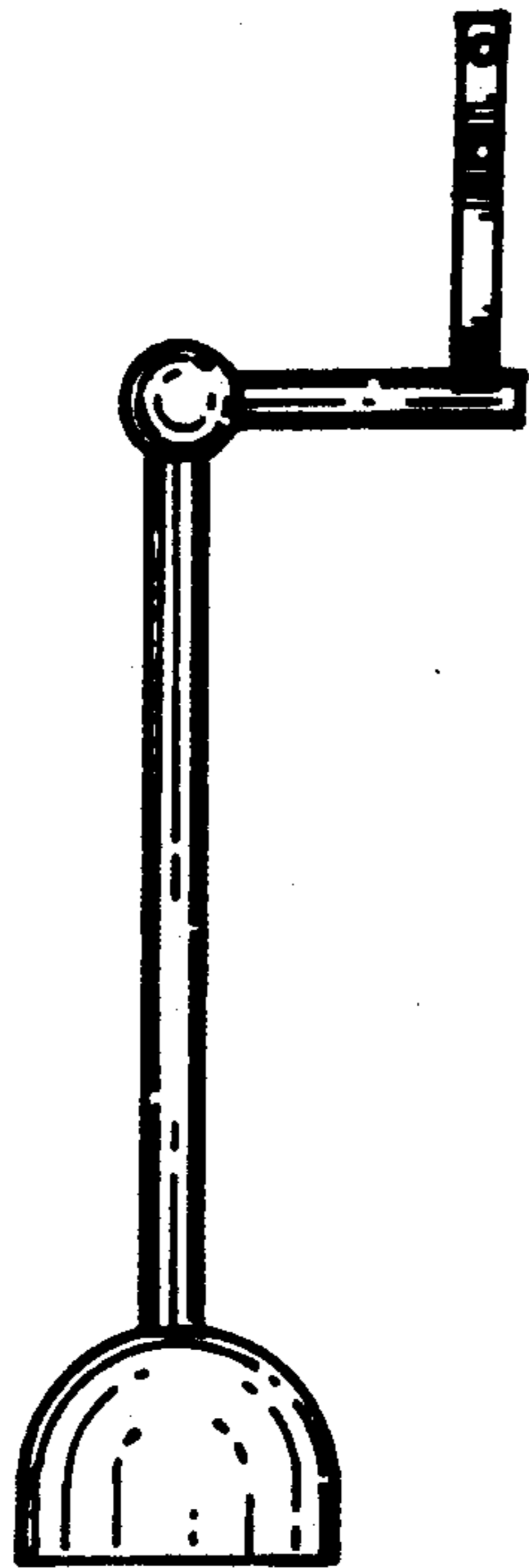



FIG. 3

FIG. 4

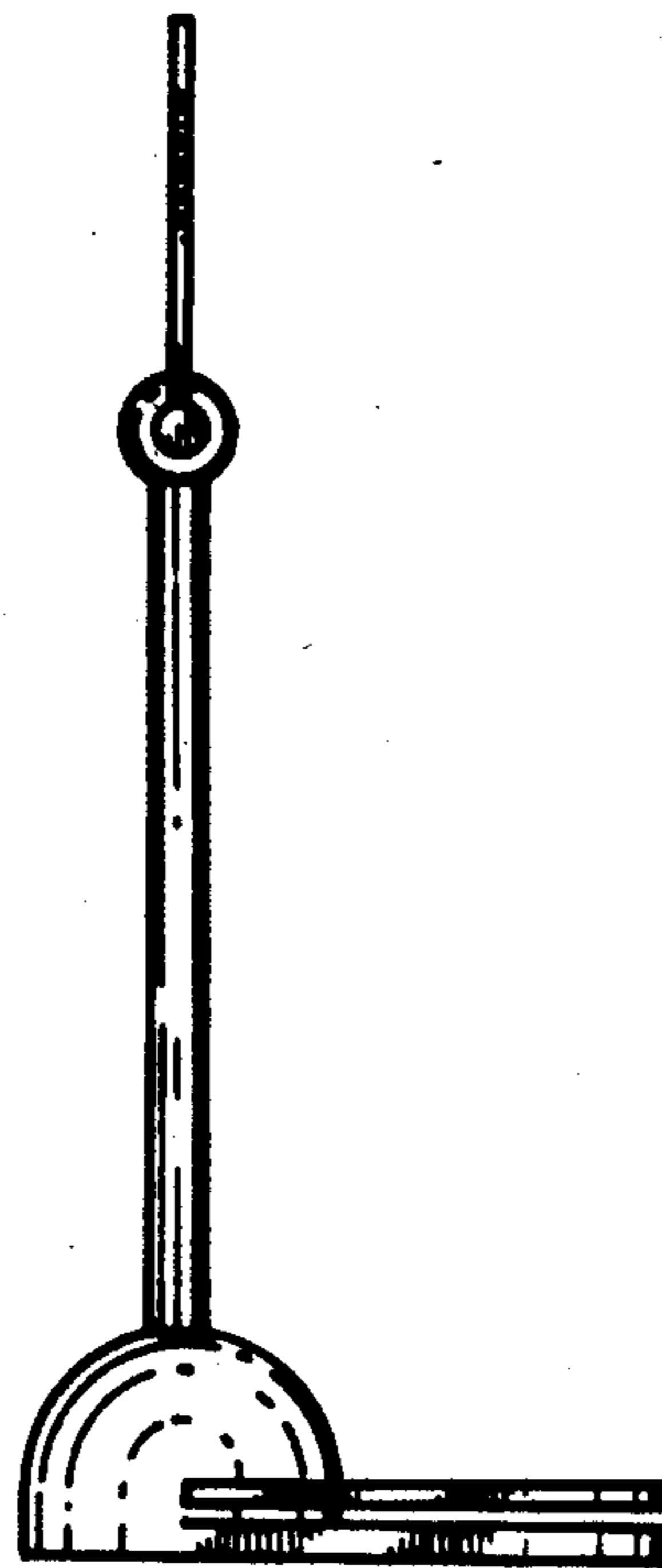


FIG. 5

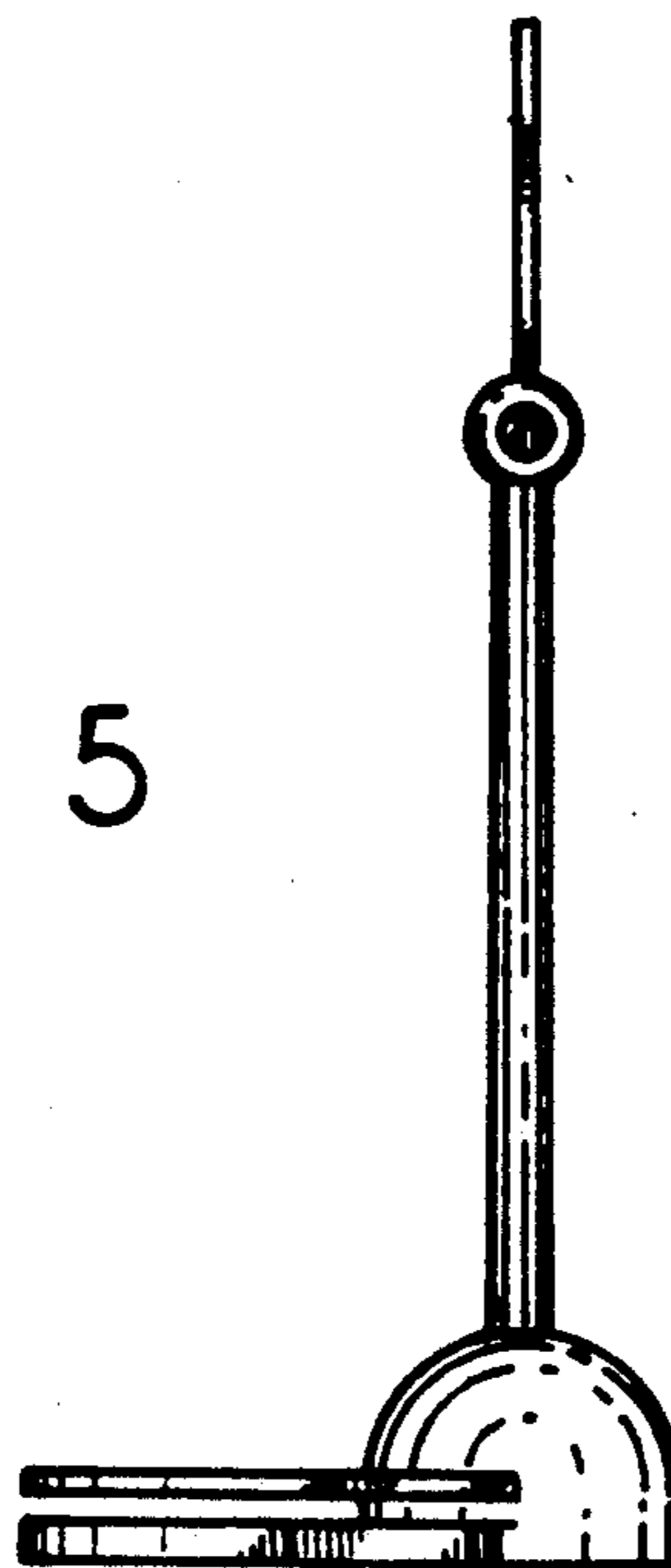


FIG. 6




FIG. 7

